

Spa®

2021-2022

COLLECTION OVERVIEW



2021-2022 COLLECTION OVERVIEW EU

EU VERSION

Enjoy the MOMENT.

2021 - 22

Every day at _____, we have the luxury of seeing the firsthand and healthful effects of water treatment. As a top-ranked spa brand, _____ is the unique resource for exploring the latest discoveries and trends in wellness and hydrotherapy.



Enjoy the **MOMENT.**



CONTENTS.

2021 - 22

• 08

COLLECTION

One glance of the entire line. To have a fresh impression of the new 2022 collection.

• 10

Intelligent, hygienic and considerate. will always surprise you with non-stop innovations.

• 18

FABRIC & FINISHES

By heavy-duty fabric with premium exterior design, MSpa offers both safety and beauty.

• 22

FRAME SERIES

FRAME stands out of all inflatable hot tubs with its super stiff spa tub.

• 32

MUSE SERIES

Equipped with adjustable hydromassage jets, MUSE delivers a supreme relaxation experience.

• 44

URBAN SERIES

Equipped with all the latest technologies, URBAN collection is the best choice for those who want to try something new.

• 56

PREMIUM SERIES

Retaining its classic cover design, PREMIUM collection offers both physical and mental enjoyment.

• 66

COMFORT SERIES

Featuring all the basic functions, COMFORT collection represents best value for money!

• 78

ACCESSORIES

Rich accessories to choose. To make your spa more comfortable.

• 84

QUICKFINDER & PACKAGE

Wondering how to choose the best product for you? QUICKFINDER provides a comparison of all parameters.

• 92

COMPANY AND BRANDS

Know more about ORPC and MSpa





FRAME

The FRAME series combines revolutionary design and legendary performance.



MONO 6P/8P
P.26



NAVAL 6P
P.28



TUSCANY 6P
P.30

MUSE

Equipped with JET function, MUSE series delivers one of our best hydro-massage experience.



INDIGO 6P
P.36



CARLTON 6P
P.38



OTIUM 6P
P.40

URBAN

Wondering how easy spa inflation can be? The URBAN series is the perfect answer.



NEST 2P
P.48



RIMBA 6P/8P
P.52



VITO 6P
P.50



AURORA 6P
P.54

PREMIUM

With the removable cover, PREMIUM series brings all wild design concept into reality.



SOHO 6P
P.60



CAMARO 4P/6P
P.62



EXOTIC 4P/6P
P.64

COMFORT

COMFORT series offers all essential functions to enjoy bubble massage and relieve all tensions.



TEKAPO 4P/6P
P.70



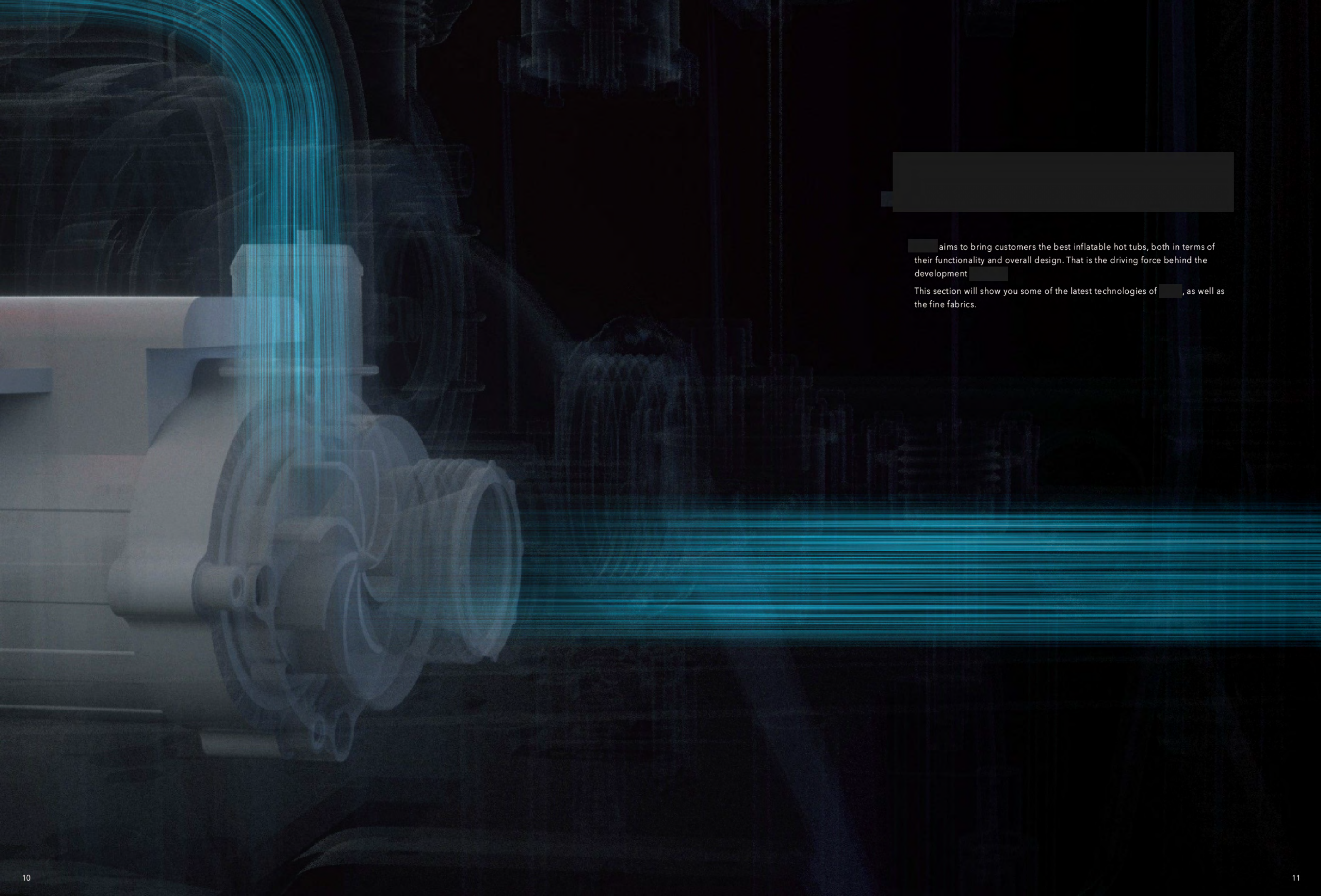
BERGEN 4P/6P/8P
P.72



OTTOMAN 6P
P.74



STARRY 6P
P.76



█ aims to bring customers the best inflatable hot tubs, both in terms of their functionality and overall design. That is the driving force behind the development █

This section will show you some of the latest technologies of █, as well as the fine fabrics.

The Best Filtration System Ever

MEET MDC.™

Direct Current System, which consists of a newly designed DC pump, specialized impeller, and water flow piping.

- Stronger water flow: The water circulation speed is increased to 1800 Liters per hour, which is 36% better than before. It even costs lower energy than the last generation pump by 30%.
- Safer to use: With the new TURBOFAN construction, the foreign objects will quickly get through the impeller.
- Longer service life: The super tough X-Ring guarantees 10,000 hours of continuous operation.

UVC™ Sanitizer

comes with a built-in UVC sanitizer which is able to kill more than 60 disease-causing microorganisms and pathogens while using nothing more than light. Every drop of water in an MSpa hot tub is under 7 days 24 hours non-stop protection with or without people in the spa.

O₃ Ozone™ Generator

Keep you and your water healthy for soaking! OZONE GENERATOR is incredibly helpful to kill bacteria as well as Giardia, Cryptosporidium, parasites, fungi, molds and other virus and microbes. It is 50 times more effective than Chlorine, and the effects of its action are visible 3000 times faster.


Smart Filtration

To ensure the best quality of water in the spa, the filtration system will automatically operated for 60 minutes every 8 hours during Stand-By mode.

The filter cartridge should be regularly cleaned and changed to maintain good water quality. There will be a reminder popping up at least once a week when the spa keeps working.

LF90 Cartridge

LF90 has been optimized for new DC systems to improve the flow of water. The lengthened cartridge fibers help to measure 23% better filtration performance. Besides, it can be kept in water for up to 5 days without deformation.



It's All In Your Palm APP.

An App really touches areas that our customers experience every day. Now, with this App, you will enjoy:

- Full control of your [spa] at any time, in any place.
- Delicately designed UI for the easiest operation.
- Tip, notice and alarm message with tender care.
- Quick link to support teams all over the world.

It will be available on Frame series and Indigo spa in 2022.



M-One™ Installation

From unboxed to well installed, the only thing you need to do is to press the button for just one time. The spa will automatically stop inflation. You are free to leave the spa, treat yourself with a cup of coffee, send a twitter, make a phone call, or whatever you want to do.



Timer Function

Want to get the warm and cozy [spa] just ready when you exactly want it to be? Not a problem at all. Now you can easily set the time to wake up the spa and start to heat the water.


Featuring the newly designed integrated chip, the wired controller allows user to set time to turn on the heating function 1-99 hours in advance.



Anti-Icing™ System

It is suggested not to leave or set up the spa when the outdoor temperature is below 4°C (39.2°F).

What happens if the temperature suddenly drops off but no one's at home? Don't worry, [spa] will take care of itself. When the water temperature is lower than 1°C (33.8°F), the heater runs automatically until the water is heated up to 3°C (37.4°F). This will help prevent water from freezing. The circulation system, pump and pipe will be saved.





Relax and Get Recharged **ENJOY BUBBLING.**

Proprietary 360-degree airjet system fills the spa with thousands of bubbles, staggered jets push bubbles into the center of the spa, creating a balanced, all-encompassing body massage. For high end series, the bubble speed has three levels to adjust. Everyone can build their personalized experience.



True Water Therapy

Hydro massage jets offer an invigorating water massage with adjustable directions and levels. It improves sleep by relieving pressure on the body's joints and muscles, which reduces night-time discomfort.



Whisper Quiet Design

Enjoy your own peaceful moment! MSpa has developed a silent motor. The internal control box is wrapped by spa pool liner, which also helps to absorb and reduce noise.


FABRICS & FINISHES

MSpa products offer an elegant and fine array of spa fabric and finish, each one conceived by our professional designers, allowing the spa owners to show their spa tub to reflect their home or life style.

M-shield™ ANTIBACTERIAL FABRIC

Clean water is the most essential foundation of hydro massage. With tender care for its users, to further enhance the sterilization performance, antibacterial fabric is applied to the inner liner of MSpa.

The fabric can release bactericidal component, which will help reduce 99% of the reproduction of bacteria. This conforms to ISO 22196:2011




NON-SLIP BOTTOM EVERY DETAIL MATTERS

believes every detail matters, even somewhere consumers won't see. A regular bump texture material is applied to provide additional friction for more grip. The non-slip bottom can also effectively reduce the greasy film and scale formed by microorganisms. Based on those two factors, the new material bottom can prevent falling. Delight as always, safer than ever.



RHINO-TECH REINFORCED PVC COVER FABRIC

- UV, Frost and Tear Resistant
- Durable and Tough Reinforced PVC
- User Friendly
- Appealing Look
- Eco-friendly
- Supported by MSpa Warranty



FABRICS & FINISHES

Cover Fabric



Soho
P-SH069



Mystic Black Tough Woven
P-CA049/069




Satin Silver
F-TU061
P-CA049/069




Crocodile Pattern
P-EX049/069



Satin Golden
P-EX049/069



Metallic Silver
F-TU062




Burnt Umber
U-VT062



Black Beauty
Deep Blue-black
U-AU062



Rattan Texture
C-OM062



Juniper Ash
M-IN062

Interior PVC Liner



Creamy
M-IN062




Iron Grey
F-MO062



Naval
F-NA062




Mist
P-SH069



Solid Black
P-CA049/069
P-EX049/069



Cloudy White
F-TU062



Metallic Silver
F-MO062/C-ST062



Metalic Skyblue
C-TE042/062
C-BE042/062/082


Rhino-Tech™ 6-layer Reinforced PVC



Embossed Charcoal Grey
C-TE042/062/
C-BE042/062/082



Evening Blue
U-RB062/082




Charcoal Grey with transparent pattern
C-ST062



Astral Night
M-CA062/M-OT062
/U-NE022



Brilliant White
M-CA062/M-OT062/
U-NE022/U-RB062/
U-VT062/C-OM062



Silver Diamond
U-AU062




FRAME SERIES

The FRAME series combines revolutionary design and legendary performance. Super stiff DWF materials and plastic wood materials are applied to the spa tub body, resembling traditional bathtubs.

SHAPED LIKE AN ACRYLIC SPA

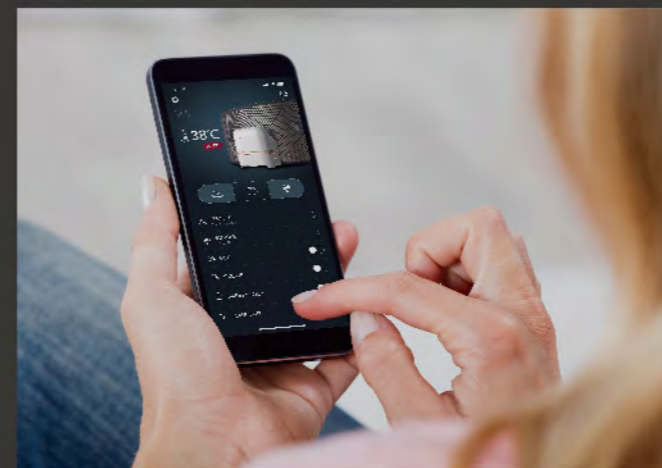
The plastic wood material is rigid and creative, allowing it to take on shapes that would be difficult to achieve in an inflatable spa. The metallic silver color scheme is very attractive and offers a fresh outdoor look.

Super stiff DWF material helps to present an unprecedented exterior design with excellent durability and unbelievable light weight. This is a true piece blending classic style with contemporary touches.



2200W PTC

In order to get truly powerful hydro jets out of this portable design, we combined it with the all new 2200W inverter DC pump and advanced software which all together enables you experience the air bubbling and hydro massage at the same time without compromising on heating efficiency.



WIFI



ALL-IN-ONE CONTROL BOX

MONO

Featuring the metallic stripes on the iron grey textured exterior wall, MONO is a modernist of the inflatable hot tub. No matter to be placed indoor or outdoor, MONO beacons your house with the revolutionary concept.



MONO F-MO062W/082W

Dimensions	1.73 x 0.65mH / 68" x 26"H	1.92 x 0.65mH / 75.5" x 26"H
Water Capacity	930 L / 245 Gal.	1120 L / 295 Gal.
Net Weight	37 Kg / 81.6 Lbs	39.5 Kg / 86.9 Lbs
Air Jets	138	144
Seating	6	8
Heat Increasing Rate	1.5 - 2.0°C/Hour	1.2 - 1.8°C/Hour

Control System	220 - 240V/50Hz
Heater	2200W
Massage Air Blower	720W - 3 levels (L1: 300W, L2: 500W, L3: 720W)
Filter Pump	1800L/Hr
Integrated Ozone Generator	5.5W
Ozone Output	30 - 50Mg/Hr






NAVAL

Just like MONO, NAVAL is another master piece created from the magical DWF material and the stylish design concept. The new color scheme - silver stripes with navy base offers another fresh and tranquil aesthetic enjoyment.

NAVAL M-NA062W

Dimensions	1.73 x 0.65mH / 68" x 26"H
Water Capacity	930 L / 245 Gal.
Net Weight	37 Kg / 81.6 Lbs
Air Jets	138
Seating	6
Heat Increasing Rate	1.5 - 2.0°C/Hour

Control System	220 - 240V/50Hz
Heater	2200W
Massage Air Blower	720W - 3 levels (L1: 300W, L2: 500W, L3: 720W)
Filter Pump	1800L/Hr
Integrated Ozone Generator	5.5W
Ozone Output	30 - 50Mg/Hr



TUSCANY

F-TU062W



Dimensions	1.93 x 0.73mH / 76" x 29"H
Water Capacity	1100 L / 291 Gal.
Net Weight	75 Kg / 165.3 Lbs
Air Jets	138
Seating	6
Heat Increasing Rate	1.2 - 1.8°C/Hour

Control System	220 - 240V/50Hz
Heater	2200W
Massage Air Blower	720W - 3 levels (L1: 300W, L2: 500W, L3: 720W)
Filter Pump	1800L/Hr
Integrated Ozone Generator	5.5W
Ozone Output	30 - 50Mg/Hr



Experience a luxurious and unique bubble massage in a portable spa designed to provide years of independence and safety. Tuscany collection features a clean, contemporary design in a popular, acrylic-standard looking. Plastic wood panel ensures product durability, while its easy installation allows great portability.

MUSE SERIES

Equipped with multi-individually adjustable hydromassage jets and more than one hundred effervescence air jets, the new MUSE series delivers one of our best hydromassage experience. Stylish elegance is provided by Micro MSpassima Rhino-tech.





HYDROMASSAGE JETS

In this series, we offer two kinds of experiences of enjoying hydro massage. Carlton and Otium are equipped with 3 sets of traditional internal jet pumps, which make them easy to transport and install.

M-ONE™ AUTO INFLATION

* for M-CA062/M-OT062 only

The smartest inflatable spa EVER.

Brand new experience of getting ready for a hydro-massage! Release your hands, enjoy a cup of coffee while watching your spa stand up by itself!

Press BUBBLE & UP button for inflation.

- AUTO detect the air pressure;
- AUTO stop the inflation.



Quick Inflation



Smart Touch



User-friendly




HYDROMASSAGE JET PLUS

The new Indigo is equipped with a more powerful external jet pump, which is undoubtedly one of the most powerful hydro jets in inflatable spa with a nominal power of 1000W.

2200W PTC


In order to get truly powerful hydro jets out of this portable design, we combined it with the all new 2200W inverter DC pump and advanced software which all together enables you experience the air bubbling and hydro massage at the same time without compromising on heating efficiency.



UVC™ & OZONE™

In MUSE/URBAN series, both UVC and OZONE functions are applied. These two functions are complementary.

UVC only kills bacteria in the water flows through the sterilization chamber, while OZONE can be conveyed to the water inside the spa pool, actively contacting and killing the bacteria.



INDIGO

knows your needs. This is truly a powerful jet spa with an incredible strong pump. Its modern and elegant design is perfect for your patio. The beautiful, seamless reinforced PVC fabric not only looks great, but also creates specifically for its ultra durable performance.



INDIGO M-IN062W

Dimensions	2.04 x 0.70mH / 80" x 28"H	Control System	220 - 240V/50Hz
Water Capacity	930 L / 245 Gal.	Heater	2200W
Net Weight	TBD	Massage Air Blower	720W - 3 levels (L1: 300W, L2: 500W, L3: 720W)
Hydro Jets	4 sets (8 adjustable hydro jets)	Jet Frequency	1000W
Air Jets	125	Filter Pump	1800L/Hr
Seating	6	Integrated Ozone Generator	5.5W
Heat Increasing Rate	1.5 - 2.0°C/Hour	Ozone Output	30 - 50Mg/Hr



MSpa Fine Label



OLED TOUCH SCREEN

Indigo is equipped with a foldable OLED touch screen to deliver an effortless, quick response operating experience enabling you to use it like an IPAD.

HYDROMASSAGE JET PLUS

Indigo has a real powerful JET pump with a nominal power of 1000W. 8 directional jets help to soothe your back and waist with adjustable nozzles for a customizable massage right where you need it.

As always, INDIGO was designed with contemporary style in mind, including the all-new waving textures fabric.





CARLTON

The MUSE series has all the latest technology of MSpa. The Astral Night outer fabric is embossed with MSpa logo, which embodies the essence of MSpa's aesthetic design.

The JET function offers more powerful massage than BUBBLE function, thoroughly ease your body. CARLTON is available in 6-bather size.

CARLTON M-CA062

Dimensions	2.04 x 0.70mH / 80" x 28"H
Water Capacity	930 L / 245 Gal.
Net Weight	42.5 Kg / 93.7 Lbs
Hydro Jets	3 sets (6 adjustable hydro jets)
Air Jets	125
Seating	6
Heat Increasing Rate	1.5 - 2.0°C/Hour
<hr/>	
Control System	220 - 240V/50Hz
Heater	2200W
Massage Air Blower	720W - 3 levels (L1: 300W, L2: 500W, L3: 720W)
Jet Frequency	225W
Filter Pump	1800L/Hr
Integrated Ozone Generator	5.5W
Ozone Output	30 - 50Mg/Hr



Jet Control Knob


OTIUM

Enjoy a spa-style hydrotherapy experience with this classically square style whirlpool spa.

Part of the MUSE series, the design highlights the exclusive MSpasima fabric. 125 air jets, and 3 sets of water jets offer a range of options for gentle or invigorating water massages suited to each bather. A deep bathing and extra legroom ensure comfort as you soak.



Additional Storage Pocket



Strong Water Jets



OTIUM M-OT062

Dimensions	1.85 x 1.85 x 0.68mH / 73" x 73" x 27"H
Water Capacity	930 L / 245 Gal.
Net Weight	42 Kg / 92.6 Lbs
Hydro Jets	3 sets (6 adjustable hydro jets)
Air Jets	125
Seating	6
Heat Increasing Rate	1.5 - 2°C/Hour
Control System	220 - 240V/50Hz
Heater	2200W
Massage Air Blower	720W - 3 levels (L1: 300W, L2: 500W, L3: 720W)
Jet Frequency	225W
Filter Pump	1800L/Hr
Integrated Ozone Generator	5.5W
Ozone Output	30 - 50Mg/Hr



URBAN SERIES

Equipped with the most advanced system and the upscale designs, URBAN series is the most competitive line in mid to high-end inflatable hot tub market. To experience the simplest installation and the most thoughtful detail design, URBAN is the right choice!

M-ONE™ AUTO INFLATION



Quick Inflation



Smart Touch



User-friendly

The smartest inflatable spa EVER.

Brand new experience of getting ready for a hydro-massage! Release your hands, enjoy a cup of coffee while watching your spa stand up by itself!

Press BUBBLE & UP button for inflation.

- AUTO detect the air pressure;
- AUTO stop the inflation.



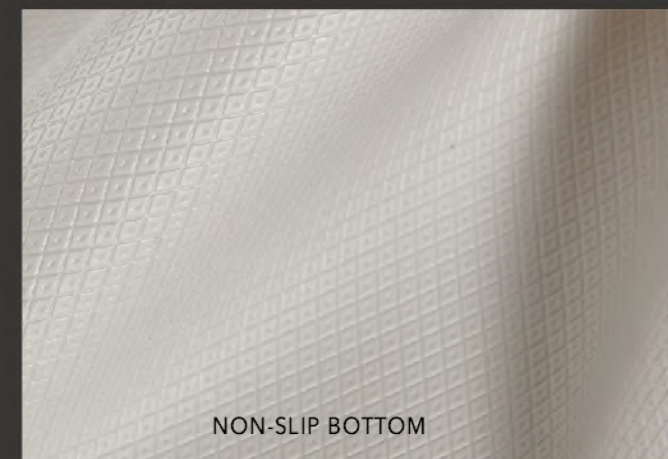
VARIOUS SIZE OPTIONS

Urban series offers a wide range of spa sizes to choose from. From Nest 2-person spa to the new Rimba 8-person spa, Urban will satisfy all kinds of families to get their own intimate hydro enjoyment. Whether it's a villa or apartment, you can always find MSpa a home.



2200W PTC

The heater intelligently allocates power depending on the current. That means, when aiming to heat the water up ASAP, the heater will operate at full power of 2200W. When working to maintain water temperature while enjoying BUBBLE massage, the heater will operate at low power.



NON-SLIP BOTTOM



SEAT CUSHION

NEST

Intimate space, ultimate fun. Nest aims to please small families. Oval shape design mimic acrylic bathtub, perfect for couples or for single person enjoying alone. The pearlescent blue-gray color tub together with the rising water vapor, offers a relaxing atmosphere. It's time to immerse yourself in the inner world and seek for tranquility.



NEST U-NE022

Dimensions	1.86 x 1.25 x 0.68mH / 73.5" x 49.5" x 27"H
Water Capacity	550 L / 145 Gal.
Net Weight	28.5 Kg / 62.8Lbs
Air Jets	104
Seating	2
Heat Increasing Rate	2.5 - 3.0°C/Hour

Control System	220 - 240V/50Hz
Heater	2200W
Massage Air Blower	720W - 3 levels (L1: 300W, L2: 500W, L3: 720W)
Filter Pump	1800L/Hr
Integrated Ozone Generator	5.5W
Ozone Output	30 - 50Mg/Hr




VITO

Featuring a BURNT UMBER reinforced PVC material with embossed EPI leather, lined with a brilliant white inner wall, VITO is neat and elegant. Setting an enviable backyard will be effortless with this spa in tow.



VITO U-VT062

Dimensions	1.85 x 1.85 x 0.68mH / 73" x 73" x 27"H
Water Capacity	930 L / 245 Gal.
Net Weight	32.5 Kg / 71.7 Lbs
Air Jets	132
Seating	6
Heat Increasing Rate	1.5 - 2°C/Hour
<hr/>	
Control System	220 - 240V/50Hz
Heater	2200W
Massage Air Blower	720W - 3 levels (L1: 300W, L2: 500W, L3: 720W)
Filter Pump	1800L/Hr
Integrated Ozone Generator	5.5W
Ozone Output	30 - 50Mg/Hr



Embossed fabric



RIMBA

RIMBA is nicely made in a very subtle blueberry color with the iconic embossed fabric. Partnered with the smart cream liner for a feeling of soft and warm. It's a signature piece from URBAN range represents the very best in MSpa design made for modern lifestyle family.



RIMBA U-RB062/082

Dimensions	2.04 x 0.70mH / 80" x 28"H	2.24 x 0.70mH / 88" x 28"H
Water Capacity	930 L / 245 Gal.	1120 L / 295 Gal.
Net Weight	32.5 Kg / 71.7 Lbs	35 Kg / 77.2 Lbs
Air Jets	138	144
Seating	6	8
Heat Increasing Rate	1.5 - 2.0°C/Hour	1.2 - 1.8°C/Hour

Control System	220 - 240V/50Hz
Heater	2200W
Massage Air Blower	720W - 3 levels (L1: 300W, L2: 500W, L3: 720W)
Filter Pump	1800L/Hr
Integrated Ozone Generator	5.5W
Ozone Output	30 - 50Mg/Hr




AURORA



Featuring the deep blue-black out-wall fabric light design, the AURORA spa is just as romantic and eye-catching as its name. The transparent inner wall is printed with a silver stripes, which is very elegant even in the daytime. The LED light now can be controlled remotely. With the new controller, it can change between 20 static colors and 21 dynamic effects.

AURORA U-AU062

Dimensions	2.04 x 0.70mH / 80" x 28"H
Water Capacity	930 L / 245 Gal.
Net Weight	33 Kg / 72.8 Lbs
Air Jets	138
Seating	6
Heat Increasing Rate	1.5 - 2.0°C/Hour
<hr/>	
Control System	220 - 240V/50Hz
Heater	2200W
Massage Air Blower	720W - 3 levels (L1: 300W, L2: 500W, L3: 720W)
Filter Pump	1800L/Hr
Integrated Ozone Generator	5.5W
Ozone Output	30 - 50Mg/Hr



Remote Controller for Light Strip




Aurora Inner Wall



PREMIUM SERIES

The PREMIUM bubble spa treatment is designed to deliver a holistic, full body experience. Warm air is pushed through the 360-degree staggered air jet design, creating thousands of bubbles. Just enjoy being surrounded and massaged by bubbles completely.





LUXURY COVER DESIGN

Let's make your spa a stylish furniture! Featuring the removable cover design, PREMIUM series has the possibility to bring all wild design concept into reality.


Burlap texture, Woven texture and Crocodile Pattern are used in this series, creating a luxurious and delightful atmosphere. Soaking into this kind of spa not only brings physical relaxation, but also mental enjoyment.

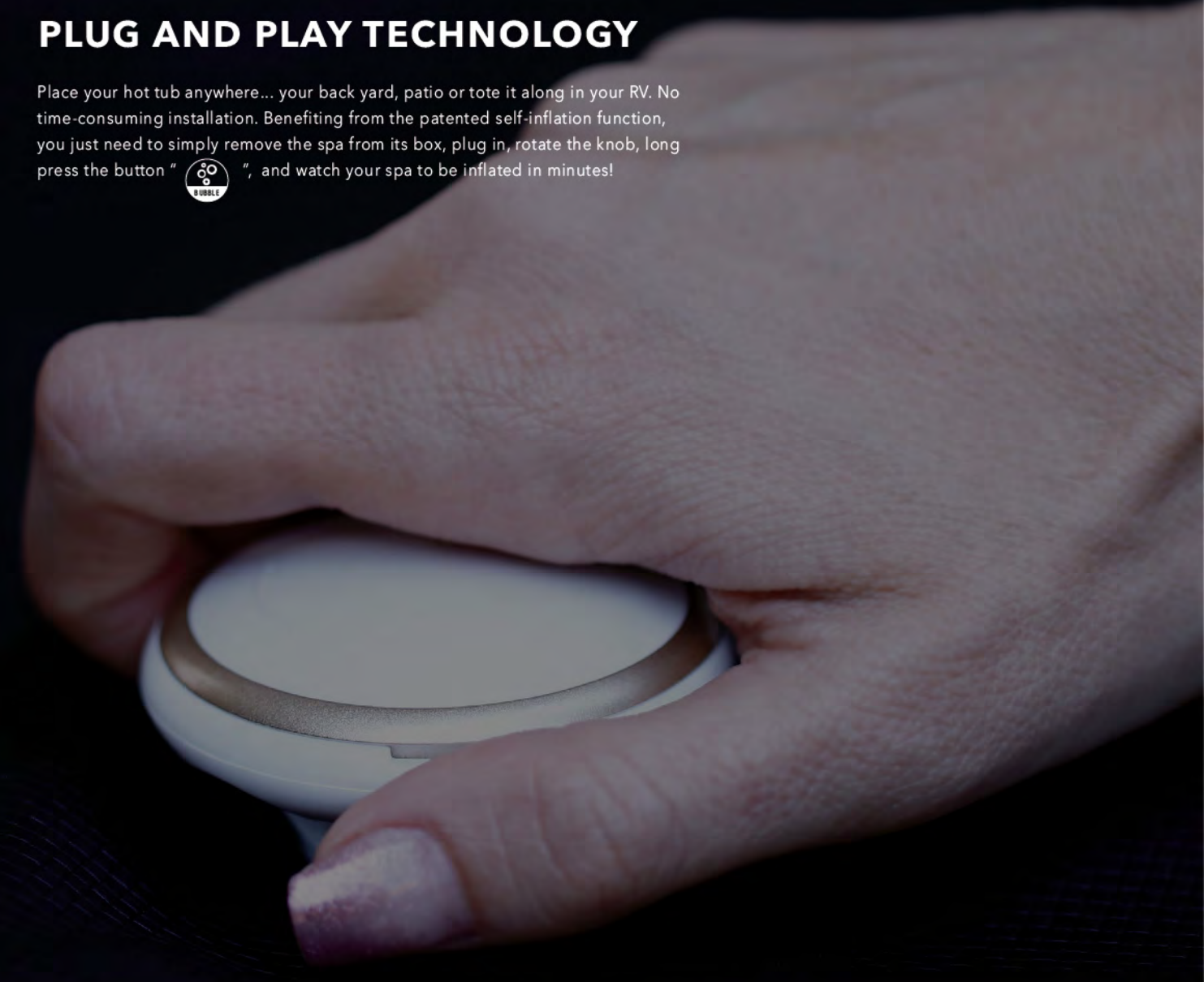


OZONE™ KILLS ODORS & BACTERIA

As we try to avoid coronavirus, the way to keep your hot tubs water clean is the top priority for us. For our users, hot tubs featured build-in O₃ OZONE GENERATOR, it's incredibly helpful to kill bacteria as well as Giardia, Cryptosporidium, parasites, fungi, molds and other virus and microbes. It is 50 times more effective at chlorine, and the effects of its action are visible 3,000 times faster. Turn on the O₃ OZONE GENERATOR before and after using a hot tub. Keep you and your water healthy for soaking! It's the smart thing to do.

PLUG AND PLAY TECHNOLOGY

Place your hot tub anywhere... your back yard, patio or tote it along in your RV. No time-consuming installation. Benefiting from the patented self-inflation function, you just need to simply remove the spa from its box, plug in, rotate the knob, long press the button "  ", and watch your spa to be inflated in minutes!





SOHO

Completely surround your body in a blissful cushion of massaging bubbles in the SOHO cube air bath. The extra-spacious square shape allows you to relax fully immersed and supported in luxury. The variable-speed bubble feature gives you the option of choosing your own bubble intense to work away tension. The mesh fabric with leather trim cover gives a bold and contemporary look!

SOHO

P-SH069

Dimensions	1.85 x 1.85 x 0.68mH 73" x 73" x 27"H
Water Capacity	930 L / 245 Gal.
Net Weight	35.5 Kg / 78.3 Lbs
Air Jets	132
Seating	6
Heat Increasing Rate	1.5 - 2°C/Hour
<hr/>	
Control System	220 - 240V/50Hz
Heater	1500W
Massage Air Blower	720W - 3 levels (L1: 300W, L2: 500W, L3: 720W)
Filter Pump	1420L/Hr
Integrated Ozone Generator	5.5W
Ozone Output	30 - 50Mg/Hr





CAMARO

Pamper yourself with uplifting, renewing bubble spa. Perfectly placed air jets release thousands of cushioning bubbles to massage your body at a level of intensity you prefer. Camaro features a carbon fiber pattern fabric and chic design. The bath's lavish size provides ample room to move, while the overflow style invites full-body immersion.

CAMARO P-CA049 / 069

Dimensions	1.80 x 0.70mH	2.04 x 0.70mH
	71" x 28"H	80" x 28"H
Water Capacity	700 L / 148 Gal.	930 L / 245 Gal.
Net Weight	31.5 Kg / 69.4 Lbs	35 Kg / 77.2 Lbs
Air Jets	118	138
Seating	4	6
Heat Increasing Rate	1.5 - 2°C/Hour	1.2 - 1.8°C/Hour

Control System	220 - 240V/50Hz
Heater	1500W
Massage Air Blower	720W - 3 levels (L1: 300W, L2: 500W, L3: 720W)
Filter Pump	1420L/Hr
Integrated Ozone Generator	5.5W
Ozone Output	30 - 50Mg/Hr



EXOTIC

Blissful bubbles ease away stress in this exotic spa. Air jets release thousands of bubbles to massage your body at the level of intensity you prefer. Exotic fabric, sophisticated details and the classic design create an instantly memorable and luxurious addition to your home decor.



EXOTIC P-EX049 / 069

Dimensions	1.80 x 0.70mH	2.04 x 0.70mH
	71" x 28"H	80" x 28"H
Water Capacity	700 L / 184 Gal.	930 L / 245 Gal.
Net Weight	34.5 Kg / 76.1 Lbs	39 Kg / 86 Lbs
Air Jets	118	138
Seating	4	6
Heat Increasing Rate	1.5 - 2°C/Hour	1.2 - 1.8°C/Hour

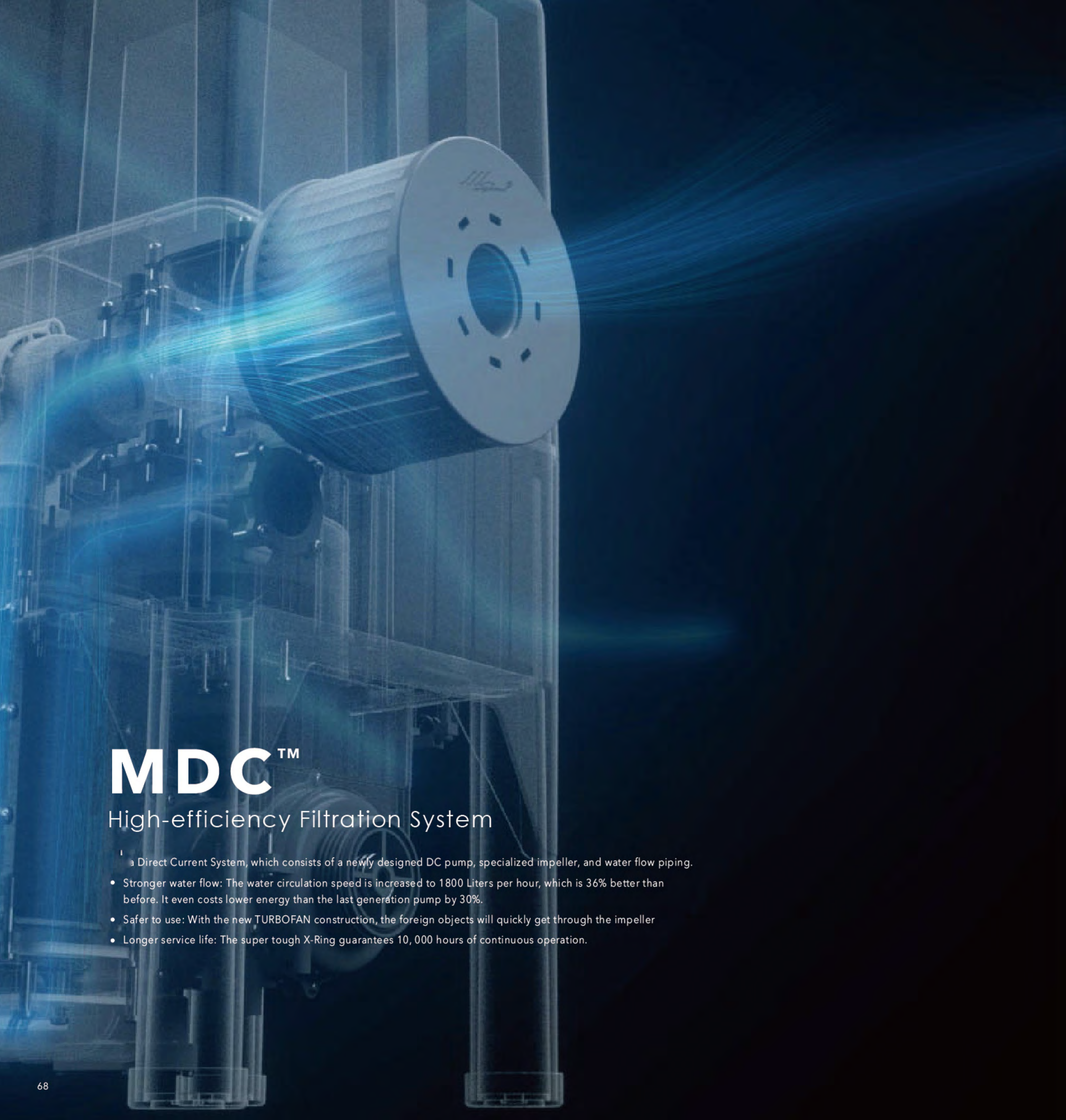
Control System	220 - 240V/50Hz
Heater	1500W
Massage Air Blower	720W - 3 levels (L1: 300W, L2: 500W, L3: 720W)
Filter Pump	1420L/Hr
Integrated Ozone Generator	5.5W
Ozone Output	30 - 50Mg/Hr





COMFORT SERIES


COMFORT series, just like its name, offers an easeful air bubble massage by delivering thousands of bubbles that thoroughly massage the body for an invigorating experience. All models in this collection bear the latest UVC function to make sure you enjoy a clean and healthy water massage.



MDC™

High-efficiency Filtration System

- a Direct Current System, which consists of a newly designed DC pump, specialized impeller, and water flow piping.
- Stronger water flow: The water circulation speed is increased to 1800 Liters per hour, which is 36% better than before. It even costs lower energy than the last generation pump by 30%.
- Safer to use: With the new TURBOFAN construction, the foreign objects will quickly get through the impeller
- Longer service life: The super tough X-Ring guarantees 10,000 hours of continuous operation.



> QUICK INFLATION

COMFORT collection use inflation hose for a quick inflation. Internal control box is preinstalled before delivery. No need to connect a 20kg control box to the tub! The whole process can be completed within 3 mins.

> UVC™ SANITIZER

UVC sanitizer is also applied to the Comfort series. It is the most cost-efficient and safest way of getting water clean and sanitized. It is able to kill more than 60 disease-causing microorganisms and pathogens. The internal sterilization chamber make sure the light will not contact and harm your eyes and skin.



TEKAPO

TEKAPO features a metallic blue inner wall. The resplendent color will please your eyes even without water in it. Over one hundred dynamic air jets help you to stretch out and relax for an invigorating bubble massage spa.



TEKAPO C-TE042 / 062

Dimensions	1.58 x 1.58 x 0.68mH	1.85 x 1.85 x 0.68mH
	62" x 62" x 27"H	73" x 73" x 27"H
Water Capacity	650 L / 171 Gal.	930 L / 245 Gal.
Net Weight	20.5 Kg / 45.2 Lbs	22.5 Kg / 49.6 Lbs
Air Jets	108	132
Seating	4	6
Heat Increasing Rate	2 - 2.5°C/Hour	1.2 - 1.8°C/Hour

Control System	220 - 240V/50Hz	Massage Air Blower	600W
Heater	1500W	Filter Pump	1800L/hr



BERGEN

Featuring an elegant round design and clean lines, BERGEN offers a hint of contemporary design that blends well with a wide variety of home or garden décors. Thousands of air bubbles will help you center your mind and release tension in your muscles.



BERGEN C-BE042 / 062 / 082

Dimensions	1.80 x 0.70mH	2.04 x 0.70mH	2.24 x 0.70mH
	71" x 28"H	80" x 28"H	88" x 28"H
Water Capacity	700 L / 184 Gal.	930 L / 245 Gal.	1120 L / 295 Gal.
Net Weight	21 Kg / 46.3 Lbs	23.5 Kg / 51.8 Lbs	27 Kg / 59.5 Lbs
Air Jets	118	138	144
Seating	4	6	8
Heat Increasing Rate	1.5 - 2°C/Hour	1.2 - 1.8°C/Hour	0.8 - 1.2°C/Hour

Control System	220 - 240V/50Hz	Massage Air Blower	600W
Heater	1500W	Filter Pump	1800L/hr



OTTOMAN



Ottoman is made to perfection. Its outer fabric has applied the latest printing technique, the rattan pattern epitomizes our dedication to the contemporary style. It is named after the rattan weaving method. OTTOMAN is available in 6-bather size.




OTTOMAN C-OM062

Dimensions	2.04 x 0.70mH / 80" x 28"H
Water Capacity	930 L / 245 Gal.
Net Weight	23.5 Kg / 51.8 Lbs
Air Jets	138
Seating	6
Heat Increasing Rate	1.2 - 1.8°C/Hour

Control System	220 - 240V/50Hz	Massage Air Blower	600W
Heater	1500W	Filter Pump	1800L/hr





STARRY

hri brings you a luxury spa treatment with LED lighting. Here you will experience the sense of calm and contentment given by gentle breathe light. The interlaced light and shadow bring unique enjoyment and glamorize your moment. STARRY is available in 6-bather size.

STARRY C-ST062

Dimensions	2.04 x 0.70mH / 80" x 28"H
Water Capacity	930 L / 245 Gal.
Net Weight	24 Kg / 52.9 Lbs
Air Jets	138
Seating	6
Heat Increasing Rate	1.2 - 1.8°C/Hour

Control System	220 - 240V/50Hz	Massage Air Blower	600W
Heater	1500W	Filter Pump	1800L/hr



ACCESSORIES

Hot tubs have a comprehensive production line. To match it, there are rich value-added accessories to choose. From core parts like filter cartridge, to wicker surrounding unit that are both decorative and practical, you will always find what you need.



STANDARD ACCESSORIES

URBAN / PREMIUM SERIES

FRAME SERIES



Filter cartridge x 2 & cartridge base x 1

SPA cover with buckle and inflatable bladder for MONO / NAVAL

Buckle spa cover for TUSCANY

Heat-preservation foam mat (9pcs/pack)

Wrench

23.5" hand pump with gauge for MONO / NAVAL

8" Foot pump for TUSCANY

Inflatable bladder for TUSCANY

Garden hose adapter

Owner's manual

MUSE SERIES



Filter cartridge x 2 & cartridge base x 1

Garden hose adapter

Buckle spa cover

Inflation hose

Heat preservation mat for M-CA062

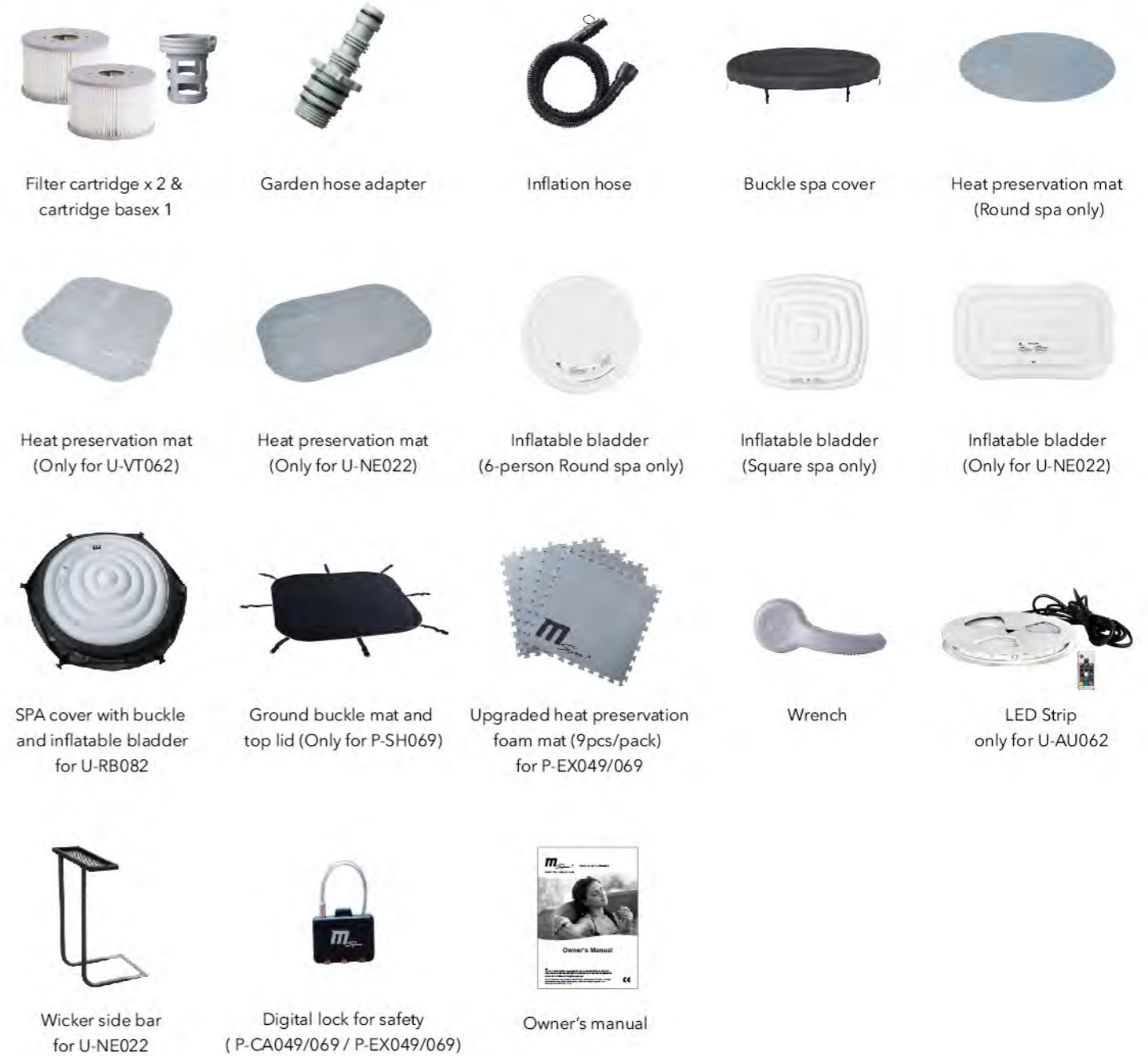
Heat preservation mat for M-OT062

Inflatable bladder for M-OT062

Inflatable bladder for M-CA062

Wrench

Owner's manual



Filter cartridge x 2 & cartridge base x 1

Garden hose adapter

Inflation hose

Buckle spa cover

Heat preservation mat (Round spa only)

Heat preservation mat (Only for U-VT062)

Heat preservation mat (Only for U-NE022)

Inflatable bladder (6-person Round spa only)

Inflatable bladder (Square spa only)

Inflatable bladder (Only for U-NE022)

SPA cover with buckle and inflatable bladder for U-RB082

Ground buckle mat and top lid (Only for P-SH069)

Upgraded heat preservation foam mat (9pcs/pack) for P-EX049/069

Wrench

LED Strip only for U-AU062

Wicker side bar for U-NE022

Digital lock for safety (P-CA049/069 / P-EX049/069)

Owner's manual

COMFORT SERIES



Filter cartridge * 2

Garden hose adapter

LED Strip only for C-ST062

inflation hose

Buckle spa cover

Owner's manual

OPTIONAL ACCESSORIES



Filter Cartridge

B0303673
LF90 long fiber filter cartridge. 90 pleats. Twin pack. Additional base is needed for installation.
Size: ø10.6 x 6.7cm (ø4.2" x 2.6")

Cartridge Base

B0302950
The base can be used continuously.
Size : ø7.5 x 8.5cm (ø2.95" x 3.3").



Filter Cartridge Plus Set

B0303675
Long fiber, 90pleats, filter cartridge*6
Additional base is needed for installation.
Size: Filter cartridge without cover: ø10.6 x 6.7cm (ø4.2" x 2.6")



Filter Cartridge 120 pleats

B0303294 / B0303549
Twin Pack. Suitable for PREMIUM / URBAN / MUSE / FRAME collections.
Size: 4.5" X 3.4"(11.5 X 8.6cm)



Comfort Set

B0301350
Two headrests and one cup holder.
Headrest: 24 x 23 x 18cm (9.4" x 9.1" x 7.1"). PU, light grey.
Cup Holder: 26.5 x 25 x 17cm (10.4" x 10" x 7"). PE, light grey.



Seat Cushion Set

B0303006
Twin pack. Filling with water. Champagne gold with pearl white color tone.
Size: 39 x 30 x 10cm (15.4" x 11.8" x 3.9").



Inflatable Bladder

Place the cover onto the spa pool. The inflatable bladder provides better heat preservation and rain outflow.
B0303531 - For 4-person round spa
B0301970 - For 6-person round spa
B0303532 - For 4-person square spa
B0303293 - For 6-person square spa
B0303686 - For 8-person round spa



Heat Preservation Mat

B9300109N
One piece bubble mat. Suitable for all Mspa products. Provides better heat retentions result.
B9300109n - for 4-person round spa ø175cm (ø69")
B0303099 - for 6-person round spa ø200cm (ø79")
B0303100 - for 4-person square spa 155.4 x 155.4cm (61" x 61")
B0303101 - for 6-person square spa 183.2 x 183.2cm (72" x 72")
B0303684 - for 8-person round spa ø220cm (ø87")



Upgraded Heat Preservation Foam Mat

B9300492N / B0303092
Waterproof material. Connect each piece to make a square mat (pcs/pack). Protect your spa and deck. Save energy by providing thermal barrier.
Size: **B9300492N**: 59 x 59 cm/pc (23"x23")
B0303092: 68 x 68cm/pc (26.8" x 26.8")



Ice Box & Snack Holder

B0301368N
Five cup holders around the side and center storage for ice, drinks or snacks. 65 x 45cm (25.6" x 17.7").



Inflatable Foot Bath

B0301367N
Rinse your feet before entering the spa.
88 x 68 x 13cm (34.6" x 26.8" x 5.1").



Inflatable Can Cooler

B0301755
Holds drink bottles or towels. This can also be used as ice can to keep drinks cool.
42 x 51cm (16.5" x 20.1").



Floating Lamp

B0303684
5 lighting modes
Static mode / Flash Mode / Strobe Mode / Fade Mode / Smooth mode
Size: 12 x 12 x 12cm (4.7" x 4.7" x 4.7")
charger included.



Spa Overall Cover

Protect spa tub from rain and sunshine.
B0302924 - 2 person spa. 195 x 100 x 70cm (77" x 39.5" x 27.5")
B0302923 - 4-person spa. 190 x 70cm (75" x 27.5")
B0302925 - 6-person spa. 215 x 70cm (85" x 27.5")
B0303689 - 8-person spa



Canopy

B0301383
Keep the spa from UV and wind. Customized for MSpa products. Fit to all sizes of the MSpa products.
UPF 50+



Offset Patio Umbrella

B1301547
Size: 300cm (10').
Height: 250cm (8'4").
Metal frame, polyester fabric umbrella. Easy installation and maintenance.



Wicker Conversation Set

B0301545
Include 1 table and 2 seats. Seat cushion included. Seat size: 72 x 62cm (28.5" x 24.5"). Table size: Dia. 50cm x 60cmH (Dia.20" x 24"H).



Water Test Strip - 3 in 1

B0100379
Test PH level, residue of chlorine and alkali contents, 50 pieces per bottle, shrink package.



External Ozone Generator

B0303678
Reduce chlorine or bromine usage by 60-90%. Natural and reliable way of sanitizing water. Application: 550-1200 Ltr/ 145-317 Gal. of water. Ozone output: 100mg/h. Voltage: 220-240V AC 50/60Hz Power: 8-10W


Wicker Surrounding Units

This beautiful surrounds comes in a cool grey color that compliments all of MSpa's exterior color. It fits and adds both practically and aesthetics to your spa location.



For round spa

A: Open Storage Unit
B0303094 - 80x30x58cm (31.5"x11.8"x22.8")
B: Cabinet Storage Unit
B0303093 - 80x30x58cm (31.5"x11.8"x22.8")
C: Wicker Step
B0303095 - 92x30x22cm (36.2"x11.8"x8.7")



For 6 person square spa

A: Open Storage Unit
B0303097 - 85 x 30 x 58cm (33.5" x 11.8" x 22.8")
B: Cabinet Storage Unit
B0303096 - 110 x 30 x 58cm (43.3" x 11.8" x 22.8")
C: Wicker Step
B0303098 - 85 x 30 x 22cm (33.5" x 11.8" x 8.7")

































QUICKFINDER



















QUICKFINDER provides a comparison of all spa parameters. It helps you to find the right products and make the best choice without any difficulty!

SPECIFICATION

	FRAME SERIES	MUSE SERIES		URBAN / PREMIUM SERIES	COMFORT SERIES
Control System	220-240V, 50Hz	220-240V, 50Hz		220-240V, 50Hz	220-240V, 50Hz
Total Power	2300W	2300W		2300W	2100W
Heater	2200W	2200W		2200W (Urban) , 1500W (Premium)	1500W
Massage Air Blower	720W - 3 levels (L1: 300W, L2: 500W, L3: 720W)	720W - 3 levels (L1: 300W, L2: 500W, L3: 720W)		720W - 3 levels (L1: 300W, L2: 500W, L3: 720W)	600W
Filter Pump	1800 L/hr	1800 L/hr		1800 L/hr (Urban) , 1420L/hr (Premium)	1800 L/hr
Integrated Ozone Generator	5.5W, 30-50Mg/Hr	5.5W, 30-50Mg/Hr		5.5W, 30-50Mg/Hr (Urban)	/
Jet Pump	/	225W (Carlton/Otium); 1000W (Indigo)		/	/
Warranty	12 months - electric part and spa pool; 24 months - plastic wood frame	12 months		12 months	6 months - spa pool; 12 months - electric part

	Model	Water Capacity	Net Weight	Hydro Jets	Air Jets	Seating	Heating Increasing Rate	Inside Dimensions	Outside Dimensions	Height	Package
FRAME SERIES	 MONO F-MO062W	930 L (245 Gal)	37 Kg (81.6 Lbs)	/	138	6	1.5-2.0°C/Hour	Ø1.63m (64")	Ø1.73m (64")	0.65m (26")	 78 x 54 x 73cm
	 NAVAL F-NA062W	930 L (245 Gal)	37 Kg (81.6 Lbs)	/	138	6	1.5-2.0°C/Hour	Ø1.63m (64")	Ø1.73m (64")	0.65m (26")	 78 x 54 x 73cm
	 MONO F-MO082W	1120 L (295 Gal)	39.5 Kg (86.9 Lbs)	/	144	8	1.2-1.8°C/Hour	Ø1.81m (72")	Ø1.92m (75.5")	0.65m (26")	 83 x 71 x 61cm
	 TUSCANY F-TU062W	1100 L (291 Gal)	75 Kg (165.3 Lbs)	/	138	6	1.2-1.8°C/Hour	Ø1.73m (68")	Ø1.93m (76")	0.73m (29")	 A: 81 x 61 x 62cm B: 76.5 x 73.5 x 45.5cm
MUSE SERIES	 CARLTON M-CA062	930 L (245 Gal)	42.5 Kg (93.7 Lbs)	3 Sets (6 adjustable hydro jets)	125	6	1.5-2.0°C/Hour	Ø1.73m (68")	Ø2.04m (80")	0.70m (28")	 85 x 61 x 62cm
	 OTIUM M-OT062	930 L (245 Gal)	42 Kg (92.6 Lbs)	3 Sets (6 adjustable hydro jets)	125	6	1.5-2.0°C/Hour	1.45 x 1.45m (57" x 57")	1.85 x 1.85m (73" x 73")	0.68m (27")	 85 x 61 x 62cm

		Model	Water Capacity	Net Weight	Hydro Jets	Air Jets		Seating	Heating Increasing Rate	Inside Dimensions	Outside Dimensions	Height	Package
MUSE SERIES		INDIGO M-IN062W	930 L (245 Gal)	TBD	4 Sets (8 adjustable hydro jets)	125		6	1.5-2.0°C/Hour	Ø1.73m (68")	Ø2.04m (80")	0.70m (28")	
URBAN SERIES		NEST U-NE022	550 L (145 Gal)	28.5 Kg (62.8 Lbs)	/	104		2	2.5-3.0°C/Hour	1.46 x 0.85m (57.5" x 33.5")	1.86 x 1.25m (73.5" x 49.5")	0.68m (27")	 66 x 44 x 64 cm
		VITO U-VT062	930 L (245 Gal)	32.5 Kg (71.7 Lbs)	/	132		6	1.5-2.0°C/Hour	1.45 x 1.45m (57" x 57")	1.85 x 1.85m (73" x 73")	0.68m (27")	 71 x 51 x 64 cm
		RIMBA U-RB062	930 L (245 Gal)	32.5 Kg (71.7 Lbs)	/	138		6	1.5-2.0°C/Hour	Ø1.60m (63")	Ø2.04m (80")	0.70m (28")	 71 x 51 x 64 cm
		RIMBA U-RB082	1120 L (295 Gal)	35 Kg (77.2 Lbs)	/	144		8	1.2-1.8°C/Hour	Ø1.80m (71")	Ø2.24m (88")	0.70m (28")	 72 x 58 x 64 cm TBD
		AURORA U-AU062	930 L (245 Gal)	33 Kg (72.8 Lbs)	/	138		6	1.5-2.0°C/Hour	Ø1.60m (63")	Ø2.04m (80")	0.70m (28")	 71 x 51 x 64 cm
PREMIUM SERIES		SOHO P-SH069	930 L (245 Gal)	35.5 Kg (78.3 Lbs)	/	132		6	1.5-2.0°C/Hour	1.45 x 1.45m (57" x 57")	1.85 x 1.85m (73" x 73")	0.68m (27")	 71 x 51 x 64 cm
		CAMARO P-CA049	700 L (184 Gal)	31.5 Kg (69.4 Lbs)	/	118		4	1.5-2.0°C/Hour	Ø1.40m (55")	Ø1.80m (71")	0.70m (28")	 71 x 51 x 64 cm
		CAMARO P-CA069	930 L (245 Gal)	35 Kg (77.2 Lbs)	/	138		6	1.2-1.8°C/Hour	Ø1.60m (63")	Ø2.04m (80")	0.70m (28")	 71 x 51 x 64 cm

		Model	Water Capacity	Net Weight	Air Jets	Seating		Heating Increasing Rate	Inside Dimensions	Outside Dimensions	Height	Package
PREMIUM SERIES		EXOTIC P-EX049	700 L(184 Gal)	34.5 Kg (76.1 Lbs)	118	4		1.5-2.0°C/Hour	Ø1.40m (55")	Ø1.80m (71")	0.70m (28")	 71 x 51 x 64cm
		EXOTIC P-EX069	930 L(245 Gal)	39 Kg (86 Lbs)	138	6		1.2-1.8°C/Hour	Ø1.60m (63")	Ø2.04m (80")	0.70m (28")	 78 x 51 x 71cm
COMFORT SERIES		TEKAPO C-TE042	650 L(171 Gal)	20.5 Kg (45.2 Lbs)	108	4		2.0-2.5°C/Hour	1.18 x 1.18m (46.5" x 46.5")	1.58 x 1.58m (62" x 62")	0.68m (27")	 58 x 40 x 64cm
		TEKAPO C-TE062	930 L(245 Gal)	22.5 Kg (49.6 Lbs)	132	6		1.2-1.8°C/Hour	1.45 x 1.45m (57" x 57")	1.85 x 1.85m (73" x 73")	0.68m (27")	 62 x 44 x 64cm
		BERGAN C-BE042	700 L(184 Gal)	21 Kg (46.3 Lbs)	118	4		1.5-2.0°C/Hour	Ø1.40m (55")	Ø1.80m (71")	0.70m (28")	 58 x 40 x 64cm
		BERGAN C-BE062	930 L(245 Gal)	23.5 Kg (51.8 Lbs)	138	6		1.2-1.8°C/Hour	Ø1.60m (63")	Ø2.04m (80")	0.70m (28")	 62 x 44 x 64cm
		BERGAN C-BE082	1120 L(295 Gal)	27 Kg (59.5 Lbs)	144	8		0.8-1.2°C/Hour	Ø1.80m (71")	Ø2.24m (88")	0.70m (28")	 64 x 51 x 64cm
		OTTOMAN C-OM062	930 L(245 Gal)	23.5 Kg (51.8 Lbs)	138	6		1.2-1.8°C/Hour	Ø1.60m (63")	Ø2.04m (80")	0.70m (28")	 62 x 44 x 64cm
		STARRY C-ST062	930 L(245 Gal)	24 Kg (52.9 Lbs)	138	6		1.2-1.8°C/Hour	Ø1.60m (63")	Ø2.04m (80")	0.70m (28")	 62 x 44 x 64cm



S
I
J
I
Y
E
I
I