

MERCEDES BENZ



MERCEDES BENZ

Page No

AXOR OM 457 Version 1	2
OM 906	6
OM 906	10
AXOR OM 457	14
AXOR OM 457	18
TRAVEGO 15, TOURISMO 15, SETRA 415, CITARO 18M	22
AXOR OM 457	26
AXOR, ATEGO	30
AXOR, ATEGO	34
AXOR, ATEGO	38
AXOR, ATEGO	42
OM 501 & 502 V6	46
OM 501 & 502 V6	50
OM 501 & 502 V8	54
O 345 BUS, OM 447 HLA	58
OM 447 HG	62
OM 447 HLA	64
OM 442 V8	68
MB 407	72
MB 407	76
MB 407	80
MB 407	82
MB 407	84
MB 407	88
MB 407	90
MB 407	92
OM 401, 402, V6, V8	96
MB 407	100
OM 401, 402, V6, V8	104
OM 355	108
2521 OM 366	112
2521 OM 366	116
OM 355, 360	120
OM 355, 360	124
OM 355, 360	128
OM 356, 366	130
MB 407	134
OM 904 LA, 906 LA, 924 LA	138
OM 924 LA, 926 LA, 904 LA, 906 LA	142
M 906 LAG, OM 906 LA/HLA, OM 926 LA	146
CITARO 12M, AXOR, OM 926 LA, OM 906 LA	150
AXOR, CITARO, OM 457	154
AXOR, CITARO, OM 457	158
AXOR, CITARO, OM 457	162
2517 OM 355	166
UNIMOG	170
OM926 LA, CITARO, TOURINO, INTOURO	174
OM926 LA, CITARO, TOURINO, INTOURO	178
OM 501 & 502 V8 (EURO 4-5)	182
OM 501 & 502 V6 (EURO 4-5)	186
OM 501 & 502 V8 (EURO 4-5)	190

WBS[®]
AIR BRAKE COMPONENTS



MERCEDES BENZ

MERCEDES BENZ OM 366

Single Cylinder Compressor
 Ø75,00 mm 150 cc

CK.103.000

MERCEDES BENZ
 003 131 63 01 / 004 131 58 01
 003 131 48 01 / 004 131 19 01
 004 131 62 01
 KNORR-BREMSE
 LK1511 - I83539
 LK1532 - LK1550

CK.104.000

MERCEDES BENZ
 004 131 05 01
 KNORR-BREMSE
 LK1527 - I88770

CK.166.000

MERCEDES BENZ
 004 131 05 01
 KNORR-BREMSE
 LK1527 - I88770



CK.103.000 / CK.104.000



CK.166.000

VEHICLE APPLICATION

2517 / OM 360 A / OM 366 LA / OM 355 / OM 362

*** CK.103.000 / CK.104.000 - Version Same as Original Bushing Design
 *** CK.166.000 - Version Iron Flange with Ball Bearing Design

Cylinder Bore	Ø75.00	Number of Cylinders	1	Water or Air Cooled	Air	Unloader Port Size	-
Stroke	35 mm	Air Inlet Port Size	M26x1,5	Through Drive	Pulley	Water Inlet Port Size	-
Swept Volume	150 cm ³	Air Delivery Port Size	M26x1,5	With ESS System	-	Water Delivery Port Size	-

Complete Cylinderhead CK.104.1000



Cylinderhead CK.104.1010



MERCEDES BENZ : 000 131 27 19
 KNORR-BREMSE : II38602F/004

Complete Valve Plate CK.104.200



MERCEDES BENZ : 000 130 49 20
 KNORR-BREMSE : II38717F/004

Valve Plate CK.104.2010




KNORR-BREMSE : SEB00460/004

Repair Kit CK.104.903



KNORR-BREMSE : SEB22161

Repair Kit CK.104.904





Piston & Ring 75.00 mm CK.108.350

75.25 mm CK.108.960

75.50 mm CK.108.970

Piston 75.00 mm CK.108.351

75.25 mm CK.108.961

75.50 mm CK.108.971

Ring 75.00 mm CW.108.352

2.00+2.00+4.00

75.25 mm CW.108.962

75.50 mm CW.108.972

Crankcase **CK.104.4010**

Connecting Rod **CK.102.501**

MERCEDES BENZ : 000 131 18 17
KNORR-BREMSE : B80110 / I60599

Crankshaft **CK.104.601**

CK.104.601 - Fit CK.103.000 & CK.104.000 - Bushing Design

CK.166.601

CK.166.601 - Fit CK.166.000 - Bearing Design

KNORR-BREMSE : B76374-2

Cylinder Liner Set **CK.102.300**

STD. Piston & Ring

MERCEDES BENZ : 000 131 34 02 / 000 131 36 02 / 000 131 42 02

Cylinder Liner **CK.102.3010**

KNORR-BREMSE : ZB4265

Flange Cover **CK.104.7001**

CK.104.7001 Aluminum Cover - Fit CK.103.000 & CK.104.000

CK.124.7001

CK.124.7001 Iron Bearing Cover - Fit CK.166.000

Rear Cover **CK.104.7002**

Bushing **CK.102.434**

34x30x16, with oil groove

MERCEDES BENZ : 000 131 31 50
KNORR-BREMSE : B44935

Bushing **CK.102.708**

34x30x16, without oil groove

MERCEDES BENZ : 000 131 30 50 / 000 131 39 50
KNORR-BREMSE : B64572

MERCEDES BENZ OM 356 - OM 366

Single Cylinder Compressor
 Ø88,00 mm 225 cc

CK.119.000

MERCEDES BENZ
 003 131 97 01
 004 131 97 01
 KNORR-BREMSE
 LK1808 - I87904

CK.180.000

MERCEDES BENZ
 004 131 01 01
 KNORR-BREMSE
 LK1811 - I94362

VEHICLE APPLICATION

OM 355
 OM 366



CK.119.000



CK.180.000

*** CK.119.000 - Version Iron Flange with Ball Bearing Design
 *** CK.180.000 - Version Aluminum Flange with Bushing Design

Cylinder Bore	Ø88.00	Number of Cylinders	1	Water or Air Cooled	Air	Unloader Port Size	-
Stroke	37 mm	Air Inlet Port Size	M26x1,5	Through Drive	Pulley	Water Inlet Port Size	-
Swept Volume	225 cm ³	Air Delivery Port Size	M26x1,5	With ESS System	-	Water Delivery Port Size	-

Complete Cylinderhead CK.119.1000



MERCEDES BENZ : 000 131 29 19

Cylinderhead CK.119.1010

Top View



Bottom View

MERCEDES BENZ : 000 131 37 19
 KNORR-BREMSE : I92542

Complete Valve Plate CK.119.200



MERCEDES BENZ : 000 130 71 20 / 000 130 24 20
 KNORR-BREMSE : I80398004 / I138714F004

Valve Plate CK.119.2010




MERCEDES BENZ : 000 131 05 36

Repair Kit CK.119.903



KNORR-BREMSE : STW63784

Repair Kit CK.119.904





Piston & Ring 88.00 mm CK.116.350

88.25 mm CK.116.960

88.50 mm CK.116.970

KNORR-BREMSE : SEB22555

Piston 88.00 mm CK.116.351

88.25 mm CK.116.961

88.50 mm CK.116.971

Ring 88.00 mm CW.116.352

2.00+2.00+4.00

88.25 mm CW.116.962

88.50 mm CW.116.972

Crankcase **CK.104.4010**

Connecting Rod **CK.102.501**

MERCEDES BENZ : 000 131 18 17
KNORR-BREMSE : B80110 / I60599

Crankshaft **CK.119.601**

CK.119.601 - Fit Compressor CK.119.000 - Bearing Design

CK.130.601

CK.130.601 - Fit Compressor CK.180.000 - Bushing Design

MERCEDES BENZ : 000 131 23 16

Cylinder Liner Set **CK.130.300**

STD. Piston & Ring

KNORR-BREMSE : I80864/0061

Cylinder Liner **CK.130.3010**

MERCEDES BENZ : 000 131 42 02
KNORR-BREMSE : C63059

Flange Cover **CK.104.7001**

Aluminum Bushing Cover - Fit CK.180.000

Rear Cover **CK.104.7002**

Bushing **CK.102.434**

34x30x16, with oil groove

MERCEDES BENZ : 000 131 31 50
KNORR-BREMSE : B44935

Flange Cover **CK.124.7001**

Iron Bearing Cover - Fit CK.119.000

MERCEDES BENZ OM 355 - OM 360

Single Cylinder Compressor
Ø88,00 mm 225 cc

CK.123.000

MERCEDES BENZ
 004 131 03 01
 003 131 59 01
 KNORR-BREMSE
 LK1802 - I80864

CK.124.000

MERCEDES BENZ
 002 131 36 01
 001 131 55 01
 001 131 54 01
 KNORR-BREMSE
 LP1828 - I58889

VEHICLE APPLICATION

OM 355
 OM 360



CK.123.000



CK.124.000

*** CK.123.000 - Version Aluminum Flange with Bushing Design
 *** CK.124.000 - Version Iron Flange with Ball Bearing Design

Cylinder Bore	Ø88.00	Number of Cylinders	1	Water or Air Cooled	Air	Unloader Port Size	-
Stroke	37 mm	Air Inlet Port Size	M26x1,5	Through Drive	Pulley	Water Inlet Port Size	-
Swept Volume	225 cm ³	Air Delivery Port Size	M26x1,5	With ESS System	-	Water Delivery Port Size	-

Complete Cylinderhead **CK.119.1000**



Cylinderhead **CK.119.1010**



MERCEDES BENZ : 000 131 37 19
 KNORR-BREMSE : I92542

Complete Valve Plate **CK.119.200**



MERCEDES BENZ : 000 130 71 20 / 000 130 24 20
 KNORR-BREMSE : I80398004 / I138714F004

Valve Plate **CK.119.2010**




MERCEDES BENZ : 000 131 05 36

Repair Kit **CK.119.903**




KNORR-BREMSE : STW63784

Repair Kit **CK.119.911**





Piston & Ring 88.00 mm CK.116.350




88.25 mm CK.116.960

88.50 mm CK.116.970

KNORR-BREMSE : SEB22555

Piston 88.00 mm CK.116.351




88.25 mm CK.116.961

88.50 mm CK.116.971

Ring 88.00 mm CW.116.352

2.00+2.00+4.00



88.25 mm CW.116.962

88.50 mm CW.116.972

Crankcase CK.124.4010



MERCEDES BENZ : 000 131 18 17
KNORR-BREMSE : B80110 / I60599

Connecting Rod CK.102.501



MERCEDES BENZ : 000 131 18 17
KNORR-BREMSE : B80110 / I60599

Crankshaft CK.130.601

***Fit Compressor CK.123.000 - Bushing Design



MERCEDES BENZ : 000 131 46 16

Cylinder Liner Set CK.130.300

STD. Piston & Ring



KNORR-BREMSE : I80864/0061

Cylinder Liner CK.130.3010



MERCEDES BENZ : 000 131 42 02
KNORR-BREMSE : C63059

Flange Cover CK.104.7001

Aluminum Bushing Cover - Fit CK.123.000



TTTT

Rear Cover CK.124.7002



Crankshaft CK.124.601

***Fit Compressor CK.124.000 - Bearing Design



MERCEDES BENZ : 000 131 23 16

Flange Cover CK.124.7001

Iron Bearing Cover - Fit CK.124.000



TTTT

MERCEDES BENZ OM 366

Single Cylinder Compressor
Ø88,00 mm 225 cc

CK.130.000

MERCEDES BENZ
 376 130 04 15
 376 131 01 01
 KNORR-BREMSE
 LK38..
 I136928

CK.138.000

MERCEDES BENZ
 376 131 74 01
 KNORR-BREMSE
 LK3832
 I137220

VEHICLE APPLICATION
 OM 366 LA



CK.130.000



CK.138.000

Cylinder Bore	Ø88.00	Number of Cylinders	1	Water or Air Cooled	Air	Unloader Port Size	-
Stroke	37 mm	Air Inlet Port Size	M26x1,5	Through Drive	Pulley	Water Inlet Port Size	-
Swept Volume	225 cm ³	Air Delivery Port Size	M26x1,5	With ESS System	-	Water Delivery Port Size	-

Complete Cylinderhead **CK.130.1000**



KNORR-BREMSE : ZB4275 / I90153004 / I93078004

Cylinderhead **CK.130.1010**

Top View



Bottom View

KNORR-BREMSE : STW63970

Complete Valve Plate **CK.130.200**



KNORR-BREMSE : I880570061 / I38715F004


Valve Plate **CK.130.2010**



Repair Kit **CK.130.903**



Repair Kit **CK.130.904**





Piston & Ring

88.00 mm **CK.116.350**

88.25 mm **CK.116.960**

88.50 mm **CK.116.970**

KNORR-BREMSE : SEB22555

Piston

88.00 mm **CK.116.351**

88.25 mm **CK.116.961**

88.50 mm **CK.116.971**

Ring

2.00+2.00+4.00

88.00 mm **CW.116.352**

88.25 mm **CW.116.962**

88.50 mm **CW.116.972**

Crankcase

CK.104.4010

MERCEDES BENZ : 000 131 18 17
KNORR-BREMSE : B80110 / I60599

Connecting Rod

CK.102.501

MERCEDES BENZ : 000 131 18 17
KNORR-BREMSE : B80110 / I60599

Crankshaft

CK.130.601

MERCEDES BENZ : 000 131 46 16

Cylinder Liner Set

CK.130.300

STD. Piston & Ring

KNORR-BREMSE : I80864/0061

Cylinder Liner

CK.130.3010

MERCEDES BENZ : 000 131 42 02
KNORR-BREMSE : C63059

Flange Cover

CK.104.7001

Aluminum Bushing Cover

TTTT

Rear Cover

CK.104.7002

TTTT

Bushing

CK.102.434

34x30x16, with oil groove

MERCEDES BENZ : 000 131 31 50
KNORR-BREMSE : B44935

Crankcase

CK.138.4010

MERCEDES BENZ : 000 130 00 10
KNORR-BREMSE : I76691

MERCEDES BENZ 2521 - OM 366

Single Cylinder Compressor
 Ø88,00 mm 225 cc

CK.140.000

MERCEDES BENZ
 004 131 94 01
 004 131 77 01
 004 131 74 01

KNORR-BREMSE
 LK1813 - II14570

CK.176.000

MERCEDES BENZ
 004 131 95 01
 KNORR-BREMSE
 LK1814 - II18356

VEHICLE APPLICATION

2521
 OM 355
 OM 362
 OM 364
 OM 366



Cylinder Bore	Ø88.00	Number of Cylinders	1	Water or Air Cooled	Air	Unloader Port Size	-
Stroke	37 mm	Air Inlet Port Size	M26x1,5	Through Drive	Pulley	Water Inlet Port Size	-
Swept Volume	225 cm ³	Air Delivery Port Size	M26x1,5	With ESS System	-	Water Delivery Port Size	-

Complete Cylinderhead **CK.140.1000**



MERCEDES BENZ : 000 130 73 20

Cylinderhead **CK.140.1010**



MERCEDES BENZ : 000 131 45 19

Complete Valve Plate **CK.119.200**



MERCEDES BENZ : 000 130 71 20 / 000 130 24 20
 KNORR-BREMSE : I80398004 / II38714F004

Valve Plate **CK.119.2010**



MERCEDES BENZ : 000 131 05 36

Repair Kit **CK.119.903**



KNORR-BREMSE : STW63784

Repair Kit **CK.140.904**





Piston & Ring

88.00 mm **CK.116.350**

88.25 mm **CK.116.960**

88.50 mm **CK.116.970**

KNORR-BREMSE : SEB22555

Piston

88.00 mm **CK.116.351**

88.25 mm **CK.116.961**

88.50 mm **CK.116.971**

Ring

2.00+2.00+4.00

88.00 mm **CW.116.352**

88.25 mm **CW.116.962**

88.50 mm **CW.116.972**

Crankcase

CK.140.4010

Connecting Rod

CK.102.501

MERCEDES BENZ : 000 131 18 17
KNORR-BREMSE : B80110 / I60599

Crankshaft

CK.140.601

MERCEDES BENZ : 000 131 59 16 / 000 131 60 16

Cylinder Liner Set

CK.140.300

STD. Piston & Ring

KNORR-BREMSE : I80864/0061

Cylinder Liner

CK.140.3010

MERCEDES BENZ : 000 131 42 02
KNORR-BREMSE : C63059

Flange Cover

CK.140.7002

Aluminum Cover

Repair Kit

CK.119.905

Repair Kit

CK.119.911

MERCEDES BENZ : 000 130 73 20
KNORR-BREMSE : I810890051

Bushing

CK.102.434

34x30x20, with oil groove

MERCEDES BENZ : 000 131 38 50

MERCEDES BENZ OM 366

Single Cylinder Compressor
 Ø75,00 mm 150 cc

CK.167.000

MERCEDES BENZ
 004 131 05 01
 KNORR-BREMSE
 LK1527 - I88770

CK.200.000

MERCEDES BENZ
 004 131 05 01
 KNORR-BREMSE
 LK1527 - I88770

VEHICLE APPLICATION
 2517
 OM 360 A / OM 366 LA
 OM 355 / OM 362



CK.167.000



CK.200.000

*** Version Iron Crankcase & Iron Flange with Ball Bearing Design

Cylinder Bore	Ø75.00	Number of Cylinders	1	Water or Air Cooled	Air	Unloader Port Size	-
Stroke	35 mm	Air Inlet Port Size	M26x1,5	Through Drive	Pulley	Water Inlet Port Size	-
Swept Volume	150 cm ³	Air Delivery Port Size	M26x1,5	With ESS System	-	Water Delivery Port Size	-

Complete Cylinderhead CK.104.1000



KNORR-BREMSE : STW63841

Cylinderhead CK.104.1010

Top View



Bottom View

MERCEDES BENZ : 000 131 27 19
 KNORR-BREMSE : II38602F/004

Complete Valve Plate CK.104.200



MERCEDES BENZ : 000 130 49 20
 KNORR-BREMSE : II38717F/004 - I80408/004

Valve Plate CK.104.2010



KNORR-BREMSE : SEB00460/004

Repair Kit CK.104.903



KNORR-BREMSE : SEB22161

Repair Kit CK.104.904





Piston & Ring

75.00 mm **CK.174.350**

75.25 mm **CK.174.960**

75.50 mm **CK.174.970**

Piston

75.00 mm **CK.174.351**

75.25 mm **CK.174.961**

75.50 mm **CK.174.971**

Ring

75.00 mm **CK.102.352**

2.50+2.50+2.50+4.00

75.25 mm **CK.102.962**

75.50 mm **CK.102.972**

Crankcase

CK.167.4010

Connecting Rod

CK.102.501

MERCEDES BENZ : 000 131 18 17
KNORR-BREMSE : B80110 / I60599

Crankshaft

CK.166.601

KNORR-BREMSE : B76374-2

Cylinder Liner Set

CK.167.300

STD. Piston & Ring

MERCEDES BENZ : 000 131 97 05
KNORR-BREMSE : ZB4265 / I77246

Cylinder Liner

CK.101.3010

MERCEDES BENZ : 000 131 34 02 / 000 131 36 02 / 000 131 42 02
KNORR-BREMSE : B51014

Flange Cover

CK.167.7001

Aluminum Cover - Fit CK.167.000

Flange Cover

CK.124.7001

Iron Cover - Fit CK.200.000

Repair Kit

CK.104.912

Reed Valve Kit

CK.104.906

MERCEDES BENZ OM 366

Single Cylinder Compressor

Ø88,00 mm 225 cc

CK.168.000

MERCEDES BENZ
376 130 04 15
376 131 01 01
KNORR-BREMSE
LK38.. - II36928

CK.169.000

MERCEDES BENZ
376 130 04 15
376 131 01 01
KNORR-BREMSE
LK38.. - II36928

CK.201.000

MERCEDES BENZ
376 130 04 15
376 131 01 01
KNORR-BREMSE
LK38.. - II36928

VEHICLE APPLICATION

OM 366 LA



CK.168.000

CK.169.000

CK.201.000

Cylinder Bore	Ø88.00	Number of Cylinders	1	Water or Air Cooled	Air	Unloader Port Size	-
Stroke	37 mm	Air Inlet Port Size	M26x1,5	Through Drive	Pulley	Water Inlet Port Size	-
Swept Volume	225 cm ³	Air Delivery Port Size	M26x1,5	With ESS System	-	Water Delivery Port Size	-

Complete Cylinderhead

CK.130.1000



KNORR-BREMSE : ZB4275 / I90153004 / I93078004

Cylinderhead

CK.130.1010

Top View



Bottom View

KNORR-BREMSE : STW63970

Complete Valve Plate

CK.130.200



KNORR-BREMSE : I880570061 / I38715F004

Valve Plate

CK.130.2010




Repair Kit

CK.130.903



Repair Kit

CK.130.904





Piston & Ring 88.00 mm CK.116.350

88.25 mm CK.116.960

88.50 mm CK.116.970

KNORR-BREMSE : SEB22555

Piston 88.00 mm CK.116.351

88.25 mm CK.116.961

88.50 mm CK.116.971

Ring 88.00 mm CW.116.352

2.00+2.00+4.00

88.25 mm CW.116.962

88.50 mm CW.116.972

Crankcase CK.104.4010

MERCEDES BENZ : 000 131 18 17
KNORR-BREMSE : B80110 / I60599

Connecting Rod CK.102.501

MERCEDES BENZ : 000 131 18 17
KNORR-BREMSE : B80110 / I60599

Crankshaft CK.119.601

MERCEDES BENZ : 000 131 23 16

Cylinder Liner Set CK.130.300

STD. Piston & Ring

KNORR-BREMSE : I80864/0061

Cylinder Liner CK.130.3010

MERCEDES BENZ : 000 131 42 02
KNORR-BREMSE : C63059

Flange Cover CK.124.7001

Iron Bearing Cover - Fit CK.168.000 & CK.201.000

MERCEDES BENZ : 000 131 07 32
KNORR-BREMSE : I86897-B

Flange Cover CK.167.7001

Aluminum Cover - Fit CK.169.000

MERCEDES BENZ : 000 131 31 50
KNORR-BREMSE : B44935

Bushing CK.102.434

34x30x16, with oil groove

MERCEDES BENZ : 000 131 31 50
KNORR-BREMSE : B44935

Crankcase CK.167.4010

MERCEDES BENZ : 000 131 31 50
KNORR-BREMSE : B44935

MERCEDES BENZ OM 501 & 502 V6

Single Cylinder Compressor
Ø100,00 mm 377 cc

CK.197.000

**Cylinderhead with Iron Valve Plate

CK.267.000

**Cylinderhead with Aluminum Valve Plate

VEHICLE APPLICATION

OM 501 V6 ENGINE
 OM 502 V6 ENGINE



Cylinder Bore	Ø100.00	Number of Cylinders	1	Water or Air Cooled	Water	Unloader Port Size	M12x1
Stroke	48 mm	Air Inlet Port Size	Ø35	Through Drive	Gear	Water Inlet Port Size	M14x1,5
Swept Volume	377 cm ³	Air Delivery Port Size	M26x1,5	With ESS System	-	Water Delivery Port Size	M14x1,5

Complete Cylinderhead **CK.197.1000**

Cylinderhead with Iron Valve Plate



MERCEDES BENZ : 541 130 22 19 / 541 130 27 19
 KNORR BREMSE : ZB4289

Complete Valve Plate **CK.197.200**

Iron Valve Plate



MERCEDES BENZ : 541 130 08 20
 KNORR BREMSE : II38147F0064

Valve Plate **CK.197.2010**

Iron Valve Plate



MERCEDES BENZ : 541 130 09 20

Complete Cylinderhead **CK.267.1000**

Cylinderhead with Aluminum Valve Plate



MERCEDES BENZ : 541 130 22 19 / 541 130 27 19
 KNORR BREMSE : ZB4289

Complete Valve Plate **CK.267.200**

Aluminum Valve Plate



MERCEDES BENZ : 541 130 08 20
 KNORR BREMSE : II38147F0064

Valve Plate **CK.267.2010**

Aluminum Valve Plate



MERCEDES BENZ : 541 130 09 20



Piston & Ring 100.00 mm CMB.101.350

2.50+2.50+4.00

100.25 mm CMB.101.960

100.50 mm CMB.101.970

Piston 100.00 mm CMB.101.351

100.25 mm CMB.101.961

100.50 mm CMB.101.971

Ring 100.00 mm CMB.101.352

2.50+2.50+4.00

100.25 mm CMB.101.962

100.50 mm CMB.101.972

Cylinderhead CK.197.1010

MERCEDES BENZ : 541 130 18 19

Connecting Rod CMB.101.501

MERCEDES BENZ : 442 131 00 17 / 442 131 02 17
541 131 01 17

Crankshaft CMB.101.601

MERCEDES BENZ : 442 130 03 14 / 541 130 02 14

Cylinder Liner Set CK.197.300

STD. Piston & Ring

MERCEDES BENZ : 541 131 02 08

Cylinder Liner CK.197.3010

Gear CMB.131.606

MERCEDES BENZ : 442 130 03 30 / 541 130 02 30 / 541 130 06 30

Repair Kit CK.197.903

Repair Kit CK.197.911

Unloader Valve Kit CK.197.921

MERCEDES BENZ : 541 130 77 15
KNORR BREMSE : II38147F0061

MERCEDES BENZ OM 447 HLA

Single Cylinder Compressor
 Ø100,00 mm 377 cc

CMB.101.000

MERCEDES BENZ
 447 130 33 15
 447 130 20 15

CMB.123.000

MERCEDES BENZ
 447 130 30 15
 447 130 22 15

VEHICLE APPLICATION
 OM 447 HLA



CMB.101.000



CMB.123.000

Cylinder Bore	Ø100.00	Number of Cylinders	1	Water or Air Cooled	Water	Unloader Port Size	-
Stroke	48 mm	Air Inlet Port Size	M26x1,5	Through Drive	Gear	Water Inlet Port Size	M14x1,5
Swept Volume	377 cm ³	Air Delivery Port Size	M26x1,5	With ESS System	-	Water Delivery Port Size	M14x1,5

Complete Cylinderhead

CMB.101.1000



MERCEDES BENZ : 442 130 34 19

Cylinderhead

CMB.101.1010

Top View



Bottom View

MERCEDES BENZ : 442 130 32 19

Complete Valve Plate

CMB.101.200



MERCEDES BENZ : 441 130 00 20 / 441 130 01 20 / 441 130 02 20

Valve Plate

CMB.101.2010



MERCEDES BENZ : 442 130 06 20

Repair Kit

CMB.101.903



Repair Kit

CMB.101.904





Piston & Ring 100.00 mm CMB.101.350

2.50+2.50+4.00

100.25 mm CMB.101.960

100.50 mm CMB.101.970

Piston 100.00 mm CMB.101.351

100.25 mm CMB.101.961

100.50 mm CMB.101.971

Ring 100.00 mm CMB.101.352

2.50+2.50+4.00

100.25 mm CMB.101.962

100.50 mm CMB.101.972

Crankcase CMB.101.4010

MERCEDES BENZ : 447 131 03 15 / 447 131 03 30

Connecting Rod CMB.101.501

MERCEDES BENZ : 442 131 00 17 / 442 131 02 17
541 131 01 17

Crankshaft CMB.101.601

MERCEDES BENZ : 442 130 03 14 / 541 130 02 14

Cylinder Liner Set CMB.101.300

STD. Piston & Ring

MERCEDES BENZ : 441 130 00 08

Cylinder Liner CMB.101.3010

MERCEDES BENZ : 442 131 01 20 / 442 131 01 02

Gear CMB.101.606

Top View

Bottom View

MERCEDES BENZ : 407 132 10 05 / 407 132 11 05 / 447 132 02 05

Repair Kit CMB.101.911

Rear Cover CMB.101.7002

Iron Rear Cover

MERCEDES BENZ : 442 131 13 42

Crankshaft Nut CMB.101.603

M18x1.5x30

MERCEDES BENZ : 403 990 06 10

MERCEDES BENZ MB 407

Single Cylinder Compressor
 Ø90,00 mm 292 cc

CMB.102.000

MERCEDES BENZ
 475 130 01 15
 447 130 18 15

CMB.107.000

MERCEDES BENZ
 447 130 05 15

VEHICLE APPLICATION

OM 402
 OM 403
 OM 407



CMB.102.000



CMB.107.000

Cylinder Bore	Ø90.00	Number of Cylinders	1	Water or Air Cooled	Water	Unloader Port Size	-
Stroke	46 mm	Air Inlet Port Size	M26x1,5	Through Drive	Gear	Water Inlet Port Size	M22x1,5
Swept Volume	292 cm ³	Air Delivery Port Size	M26x1,5	With ESS System	-	Water Delivery Port Size	M22x1,5

Complete Cylinderhead

CMB.102.1000



MERCEDES BENZ : 000 130 41 19
 WABCO : 411 033 806 2 / 411 033 801 2

Cylinderhead


CMB.102.1010



WABCO : 411 033 653 2

Complete Valve Plate

CMB.102.200



MERCEDES BENZ : 000 130 76 20
 WABCO : 411 033 505 2 / 411 033 503 2

Valve Plate

CMB.102.2010



Repair Kit

CMB.102.903



Repair Kit

CMB.102.910





Piston & Ring 90.00 mm CMB.102.350

2.50+2.50+4.00

90.25 mm CMB.102.960

90.50 mm CMB.102.970

Piston 90.00 mm CMB.102.351

90.25 mm CMB.102.961

90.50 mm CMB.102.971

Ring 90.00 mm CW.101.352

2.50+2.50+4.00

90.25 mm CW.101.962

90.50 mm CW.101.972

Crankcase **CMB.102.4010**

MERCEDES BENZ : 407 130 06 10

Connecting Rod **CMB.102.500**

MERCEDES BENZ : 442 131 00 17 / 442 131 02 17
541 131 01 17

Crankshaft **CMB.102.601**

MERCEDES BENZ : 442 130 03 14 / 541 130 02 14

Cylinder Liner Set **CMB.102.300**

STD. Piston & Ring - 2.50+2.50+4.00 - Air Cooled

MERCEDES BENZ : 442 130 00 08 / 403 130 00 08
MAHLE : 004 15 92

Cylinder Liner **CMB.102.3010**

MERCEDES BENZ : 442 131 01 20 / 442 131 01 02

Gear **CMB.102.606**

Top View

Bottom View

MERCEDES BENZ : 407 132 10 05 / 407 132 11 05 / 447 132 02 05

Bushing **CMB.102.727**

34x30x20.5

MERCEDES BENZ : 403 131 04 50

Rear Cover **CMB.102.7002**

Iron Rear Cover

MERCEDES BENZ : 403 130 16 45

Crankshaft Nut **CMB.101.603**

M18x1.5x30

MERCEDES BENZ : 403 990 06 10

MERCEDES BENZ MB 407

Single Cylinder Compressor
 Ø90,00 mm 292 cc

CMB.103.000

MERCEDES BENZ
 407 130 01 15

CMB.104.000

MERCEDES BENZ
 407 130 00 15
 470 130 05 15

VEHICLE APPLICATION

OM 402
 OM 403
 OM 407



CMB.103.000



CMB.104.000

Cylinder Bore	Ø90.00	Number of Cylinders	1	Water or Air Cooled	Water	Unloader Port Size	-
Stroke	46 mm	Air Inlet Port Size	M26x1,5	Through Drive	Gear	Water Inlet Port Size	M22x1,5
Swept Volume	292 cm ³	Air Delivery Port Size	M26x1,5	With ESS System	-	Water Delivery Port Size	M22x1,5

Complete Cylinderhead

CMB.102.1000



MERCEDES BENZ : 000 130 41 19
 WABCO : 411 033 806 2 / 411 033 801 2

Cylinderhead


CMB.102.1010



WABCO : 411 033 653 2

Complete Valve Plate

CMB.102.200



MERCEDES BENZ : 000 130 76 20
 WABCO : 411 033 505 2 / 411 033 503 2

Valve Plate

CMB.102.2010



Repair Kit

CMB.102.903



Repair Kit

CMB.102.910





Piston & Ring 90.00 mm CMB.102.350

2.50+2.50+4.00

90.25 mm CMB.102.960

90.50 mm CMB.102.970

Piston 90.00 mm CMB.102.351

90.25 mm CMB.102.961

90.50 mm CMB.102.971

Ring 90.00 mm CW.101.352

2.50+2.50+4.00

90.25 mm CW.101.962

90.50 mm CW.101.972

Crankcase **CMB.102.4010**

MERCEDES BENZ : 407 130 06 10

Connecting Rod **CMB.102.500**

MERCEDES BENZ : 442 131 00 17 / 442 131 02 17
541 131 01 17

Crankshaft **CMB.102.601**

MERCEDES BENZ : 442 130 03 14 / 541 130 02 14

Cylinder Liner Set **CMB.103.300**

STD. Piston & Ring - 2.50+2.50+4.00 - Water Cooled

MERCEDES BENZ : 402 130 06 08 / 427 130 00 08 / 402 130 03 08
MAHLE : 004 15 90

Cylinder Liner **CMB.103.3010**

MERCEDES BENZ : 402 130 03 08
KNORR BREMSE : STW63740

Gear **CMB.102.606**

Top View

Bottom View

MERCEDES BENZ : 407 132 10 05 / 407 132 11 05 / 447 132 02 05

Bushing **CMB.102.727**

34x30x20.5

MERCEDES BENZ : 403 131 04 50

Rear Cover **CMB.102.7002**

Iron Rear Cover

MERCEDES BENZ : 403 130 16 45

Crankshaft Nut **CMB.101.603**

M18x1.5x30

MERCEDES BENZ : 403 990 06 10

MERCEDES BENZ MB 407

Single Cylinder Compressor
 Ø90,00 mm 292 cc

CMB.106.000

MERCEDES BENZ
 470 130 01 15

CMB.108.000

MERCEDES BENZ
 407 130 05 15
 407 130 06 15
 407 130 17 15

VEHICLE APPLICATION
 MB 407



CMB.106.000



CMB.108.000

***Important Notice: The Above Air Compressors are with 3-ring Pistons inside

Cylinder Bore	Ø90.00	Number of Cylinders	1	Water or Air Cooled	Water	Unloader Port Size	-
Stroke	46 mm	Air Inlet Port Size	M26x1,5	Through Drive	Gear	Water Inlet Port Size	M22x1,5
Swept Volume	292 cm ³	Air Delivery Port Size	M26x1,5	With ESS System	-	Water Delivery Port Size	M22x1,5

Complete Cylinderhead

CMB.106.1000



MERCEDES BENZ : 000 130 24 19 / 000 130 25 19 / 000 130 26 19
 KNORR BREMSE : ZB4187 / ZB4224 / ZB4229

Cylinderhead

CMB.106.1010

Top View



Bottom View

MERCEDES BENZ : 407 131 05 19

Complete Valve Plate

CMB.106.200



MERCEDES BENZ : 402 130 01 20 / 402 130 03 20

Valve Plate

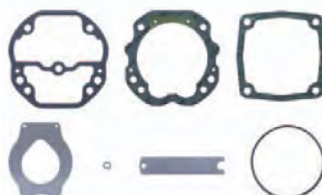
CMB.106.2010



MERCEDES BENZ : 000 130 32 20 / 000 130 50 20

Repair Kit

CMB.106.903



Repair Kit

CMB.106.910





Piston & Ring 90.00 mm **CMB.106.350**

2.50+2.50+2.50+4.00

90.25 mm **CMB.106.960**

90.50 mm **CMB.106.970**

Piston 90.00 mm **CMB.106.351**

90.25 mm **CMB.106.961**

90.50 mm **CMB.106.971**

Ring 90.00 mm **CW.106.352**

2.50+2.50+2.50+4.00

90.25 mm **CW.106.962**

90.50 mm **CW.106.972**

Crankcase **CMB.102.4010**

MERCEDES BENZ : 407 130 06 10

Connecting Rod **CMB.102.500**

MERCEDES BENZ : 442 131 00 17 / 442 131 02 17
541 131 01 17

Crankshaft **CMB.102.601**

MERCEDES BENZ : 442 130 03 14 / 541 130 02 14

Cylinder Liner Set **CMB.106.300**

STD. Piston & Ring - 2.50+2.50+2.50+4.00 - Air Cooled

MERCEDES BENZ : 442 130 00 08 / 403 130 00 08
403 131 00 02 / 442 130 00 02

Cylinder Liner Set **CMB.108.300**

STD. Piston & Ring - 2.50+2.50+2.50+4.00 - Water Cooled

MERCEDES BENZ : 402 130 06 08 / 427 130 00 08
402 130 03 08 / 402 131 05 02

Gear **CMB.102.606**

Top View

Bottom View

MERCEDES BENZ : 407 132 10 05 / 407 132 11 05 / 447 132 02 05

Bushing **CMB.102.727**

34x30x20.5

MERCEDES BENZ : 403 131 04 50

Rear Cover **CMB.102.7002**

Iron Rear Cover

MERCEDES BENZ : 403 130 16 45 / 442 130 01 45 / 442 130 04 45

Crankshaft Nut **CMB.101.603**

M18x1.5x30

MERCEDES BENZ : 403 990 06 10

MERCEDES BENZ MB 407

Single Cylinder Compressor
 Ø90,00 mm 292 cc

CMB.111.000

MERCEDES BENZ
 407 130 01 15
 496 130 01 15



CMB.111.000

CMB.113.000

MERCEDES BENZ
 407 130 05 15
 407 130 17 15
 496 130 02 15
 496 130 00 15



CMB.113.000

VEHICLE APPLICATION

OM 402
 OM 403
 OM 407
 MB 407

Cylinder Bore	Ø90.00	Number of Cylinders	1	Water or Air Cooled	Water	Unloader Port Size	-
Stroke	46 mm	Air Inlet Port Size	M26x1,5	Through Drive	Gear	Water Inlet Port Size	M22x1,5
Swept Volume	292 cm ³	Air Delivery Port Size	M26x1,5	With ESS System	-	Water Delivery Port Size	M22x1,5

Complete Cylinderhead **CMB.111.1000**



Cylinderhead **CMB.111.1010**



Complete Valve Plate **CMB.111.200**




Valve Plate **CMB.111.2010**



Repair Kit **CMB.111.903**



Repair Kit **CMB.111.910**





Piston & Ring 90.00 mm CMB.102.350

2.50+2.50+4.00

90.25 mm CMB.102.960

90.50 mm CMB.102.970

Piston 90.00 mm CMB.102.351

90.25 mm CMB.102.961

90.50 mm CMB.102.971

Ring 90.00 mm CW.101.352

2.50+2.50+4.00

90.25 mm CW.101.962

90.50 mm CW.101.972

Crankcase CMB.102.4010

MERCEDES BENZ : 407 130 06 10

Connecting Rod CMB.102.500

MERCEDES BENZ : 442 131 00 17 / 442 131 02 17
541 131 01 17

Crankshaft CMB.102.601

MERCEDES BENZ : 442 130 03 14 / 541 130 02 14

Cylinder Liner Set CMB.102.300

STD. Piston & Ring - 2.50+2.50+4.00 - Air Cooled

MERCEDES BENZ : 442 130 00 08 / 403 130 00 08
MAHLE : 004 15 92

Cylinder Liner Set CMB.103.300

STD. Piston & Ring - 2.50+2.50+4.00 - Water Cooled

MERCEDES BENZ : 402 130 06 08 / 427 130 00 08 / 402 130 03 08
MAHLE : 004 15 90

Gear CMB.102.606

Top View

Bottom View

MERCEDES BENZ : 407 132 10 05 / 407 132 11 05 / 447 132 02 05

Bushing CMB.102.727

34x30x20.5

MERCEDES BENZ : 403 131 04 50

Rear Cover CMB.102.7002

Iron Rear Cover

MERCEDES BENZ : 403 130 01 45 / 442 130 01 45 / 442 130 04 45

Crankshaft Nut CMB.101.603

M18x1.5x30

MERCEDES BENZ : 403 990 06 10

MERCEDES BENZ MB 407

Single Cylinder Compressor
 Ø90,00 mm 292 cc

CMB.112.000

MERCEDES BENZ
 496 130 01 15

CMB.114.000

MERCEDES BENZ
 407 130 05 15
 407 130 17 15
 496 130 02 15
 496 130 00 15

VEHICLE APPLICATION

OM 402
 OM 403
 OM 407
 MB 407



CMB.112.000



CMB.114.000

Cylinder Bore	Ø90.00	Number of Cylinders	1	Water or Air Cooled	Water	Unloader Port Size	-
Stroke	46 mm	Air Inlet Port Size	M26x1,5	Through Drive	Gear	Water Inlet Port Size	M22x1,5
Swept Volume	292 cm ³	Air Delivery Port Size	M26x1,5	With ESS System	-	Water Delivery Port Size	M22x1,5

Complete Cylinderhead

CMB.112.1000



MERCEDES BENZ : 447 130 00 19

Cylinderhead

CMB.111.1010

Top View



Bottom View

MERCEDES BENZ : 407 130 05 19 / 407 130 02 19

Complete Valve Plate

CMB.112.200



MERCEDES BENZ : 442 130 02 20

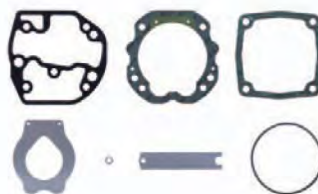
Valve Plate

CMB.112.2010



Repair Kit

CMB.112.903



Repair Kit

CMB.112.910





Piston & Ring 90.00 mm CMB.102.350

2.50+2.50+4.00

90.25 mm CMB.102.960

90.50 mm CMB.102.970

Piston 90.00 mm CMB.102.351

90.25 mm CMB.102.961

90.50 mm CMB.102.971

Ring 90.00 mm CW.101.352

2.50+2.50+4.00

90.25 mm CW.101.962

90.50 mm CW.101.972

Crankcase **CMB.102.4010**

MERCEDES BENZ : 407 130 06 10

Connecting Rod **CMB.102.500**

MERCEDES BENZ : 442 131 00 17 / 442 131 02 17
541 131 01 17

Crankshaft **CMB.102.601**

MERCEDES BENZ : 442 130 03 14 / 541 130 02 14

Cylinder Liner Set **CMB.102.300**

STD. Piston & Ring - 2.50+2.50+4.00 - Air Cooled

MERCEDES BENZ : 442 130 00 08 / 403 130 00 08
MAHLE : 004 15 92

Cylinder Liner Set **CMB.103.300**

STD. Piston & Ring - 2.50+2.50+4.00 - Water Cooled

MERCEDES BENZ : 402 130 06 08 / 427 130 00 08 / 402 130 03 08
MAHLE : 004 15 90

Gear **CMB.102.606**

Top View

Bottom View

MERCEDES BENZ : 407 132 10 05 / 407 132 11 05 / 447 132 02 05

Bushing **CMB.102.727**

34x30x20.5

MERCEDES BENZ : 403 131 04 50

Rear Cover **CMB.102.7002**

Iron Rear Cover

MERCEDES BENZ : 403 130 16 45 / 442 130 01 45 / 442 130 04 45

Crankshaft Nut **CMB.101.603**

M18x1.5x30

MERCEDES BENZ : 403 990 06 10

MERCEDES BENZ ADE OM 407

Single Cylinder Compressor
 Ø90,00 mm 292 cc

CMB.117.000

MERCEDES BENZ
 407 130 01 15

CMB.118.000

MERCEDES BENZ
 407 130 05 15

VEHICLE APPLICATION

OM 402
 OM 403
 OM 407
 ADE



CMB.117.000



CMB.118.000

Cylinder Bore	Ø90.00	Number of Cylinders	1	Water or Air Cooled	Water	Unloader Port Size	-
Stroke	46 mm	Air Inlet Port Size	M26x1,5	Through Drive	Gear	Water Inlet Port Size	M22x1,5
Swept Volume	292 cm ³	Air Delivery Port Size	M26x1,5	With ESS System	-	Water Delivery Port Size	M22x1,5

Complete Cylinderhead

CMB.102.1000



MERCEDES BENZ : 000 130 41 19
 WABCO : 411 033 806 2 / 411 033 801 2

Cylinderhead

CMB.102.1010

Top View




Bottom View

WABCO : 411 033 653 2

Complete Valve Plate

CMB.102.200



MERCEDES BENZ : 000 130 76 20
 WABCO : 411 033 505 2 / 411 033 503 2

Valve Plate

CMB.102.2010



Repair Kit

CMB.102.903



Repair Kit

CMB.102.910





Piston & Ring 90.00 mm CMB.102.350

2.50+2.50+4.00

90.25 mm CMB.102.960

90.50 mm CMB.102.970

Piston 90.00 mm CMB.102.351

90.25 mm CMB.102.961

90.50 mm CMB.102.971

Ring 90.00 mm CW.101.352

2.50+2.50+4.00

90.25 mm CW.101.962

90.50 mm CW.101.972

Crankcase CMB.102.4010

MERCEDES BENZ : 407 130 06 10

Connecting Rod CMB.102.500

MERCEDES BENZ : 442 131 00 17 / 442 131 02 17
541 131 01 17

Crankshaft CMB.102.601

MERCEDES BENZ : 442 130 03 14 / 541 130 02 14

Cylinder Liner Set CMB.102.300

STD. Piston & Ring - 2.50+2.50+4.00 - Air Cooled

MERCEDES BENZ : 442 130 00 08 / 403 130 00 08
MAHLE : 004 15 92

Cylinder Liner Set CMB.103.300

STD. Piston & Ring - 2.50+2.50+4.00 - Water Cooled

MERCEDES BENZ : 402 130 06 08 / 427 130 00 08 / 402 130 03 08
MAHLE : 004 15 90

Gear CMB.102.606

Top View

Bottom View

MERCEDES BENZ : 407 132 10 05 / 407 132 11 05 / 447 132 02 05

Bushing CMB.102.727

34x30x20.5

MERCEDES BENZ : 403 131 04 50

Rear Cover CMB.102.7002

Iron Rear Cover

MERCEDES BENZ : 403 130 16 45 / 442 130 01 45 / 442 130 04 45

Crankshaft Nut CMB.101.603

M18x1.5x30

MERCEDES BENZ : 403 990 06 10

MERCEDES BENZ OM 501 & 502 V6

Single Cylinder Compressor
 Ø100,00 mm 377 cc

CMB.121.000

**Horizontal Cylinderhead

CMB.122.000

**Vertical Cylinderhead

VEHICLE APPLICATION

OM 501 V6 ENGINE
 OM 502 V6 ENGINE



CMB.121.000



CMB.122.000

Cylinder Bore	Ø100.00	Number of Cylinders	1	Water or Air Cooled	Water	Unloader Port Size	-
Stroke	48 mm	Air Inlet Port Size	Ø35	Through Drive	Gear	Water Inlet Port Size	M14x1,5
Swept Volume	377 cm ³	Air Delivery Port Size	M26x1,5	With ESS System	-	Water Delivery Port Size	M14x1,5

Complete Cylinderhead

CMB.121.1000

Horizontal Cylinderhead



MERCEDES BENZ : 541 131 10 19

Cylinderhead

CMB.121.1010


Horizontal Cylinderhead



MERCEDES BENZ : 541 131 12 19 / 541 131 09 19

Complete Valve Plate

CMB.121.200



MERCEDES BENZ : 541 130 06 20

Complete Cylinderhead

CMB.122.1000

Vertical Cylinderhead



MERCEDES BENZ : 541 130 07 19

Cylinderhead

CMB.122.1010

Vertical Cylinderhead



MERCEDES BENZ : 541 131 06 19 / 541 131 11 19

Valve Plate

CMB.121.2010



MERCEDES BENZ : 541 131 01 31



Piston & Ring 100.00 mm **CMB.101.350**

2.50+2.50+4.00

100.25 mm **CMB.101.960**

100.50 mm **CMB.101.970**

Piston 100.00 mm **CMB.101.351**

100.25 mm **CMB.101.961**

100.50 mm **CMB.101.971**

Ring 100.00 mm **CMB.101.352**

2.50+2.50+4.00

100.25 mm **CMB.101.962**

100.50 mm **CMB.101.972**

Screw Kit **CMB.121.909**

MERCEDES BENZ : 541 990 05 04 / 442 990 54 01

Connecting Rod **CMB.101.501**

MERCEDES BENZ : 442 131 00 17 / 442 131 02 17
541 131 01 17

Crankshaft **CMB.101.601**

MERCEDES BENZ : 442 130 03 14 / 541 130 02 14

Cylinder Liner Set **CMB.121.300**

STD. Piston & Ring

MERCEDES BENZ : 541 130 00 08

Cylinder Liner **CMB.121.3010**

Gear **CMB.131.606**

MERCEDES BENZ : 442 130 03 30 / 541 130 02 30 / 541 130 06 30

Repair Kit **CMB.121.903**

Repair Kit **CMB.121.910**

Repair Kit **CMB.121.911**

MERCEDES BENZ MB 407 - BR400

Single Cylinder Compressor
 Ø90,00 mm 292 cc

CMB.133.000

MERCEDES BENZ
 475 130 01 15

VEHICLE APPLICATION

OM 402
 OM 403
 OM 407
 BR 400



Cylinder Bore	Ø90.00	Number of Cylinders	1	Water or Air Cooled	Water	Unloader Port Size	-
Stroke	46 mm	Air Inlet Port Size	M26x1,5	Through Drive	Gear	Water Inlet Port Size	M22x1,5
Swept Volume	292 cm ³	Air Delivery Port Size	M26x1,5	With ESS System	-	Water Delivery Port Size	M22x1,5

Complete Cylinderhead

CMB.112.100



Cylinderhead

CMB.111.1010



Complete Valve Plate

CMB.112.200



Valve Plate

CMB.112.2010



Repair Kit

CMB.112.903



Repair Kit

CMB.112.910





Piston & Ring 90.00 mm CMB.102.350

2.50+2.50+4.00

90.25 mm CMB.102.960

90.50 mm CMB.102.970

Piston 90.00 mm CMB.102.351

90.25 mm CMB.102.961

90.50 mm CMB.102.971

Ring 90.00 mm CW.101.352

2.50+2.50+4.00

90.25 mm CW.101.962

90.50 mm CW.101.972

Crankcase CMB.101.4010

MERCEDES BENZ : 4471310315 / 4471310330

Connecting Rod CMB.102.500

MERCEDES BENZ : 442 131 00 17 / 442 131 02 17
541 131 01 17

Crankshaft CMB.102.601

MERCEDES BENZ : 442 130 03 14 / 541 130 02 14

Cylinder Liner Set CMB.102.300

STD. Piston & Ring - 2.50+2.50+4.00 - Air Cooled

MERCEDES BENZ : 442 130 00 08 / 403 130 00 08
MAHLE : 004 15 92

Cylinder Liner CMB.102.3010

MERCEDES BENZ : 442 131 01 20 / 442 131 01 02

Gear CMB.102.606

Top View

Bottom View

MERCEDES BENZ : 407 132 10 05 / 407 132 11 05 / 447 132 02 05

Bushing CMB.102.727

34x30x20.5

MERCEDES BENZ : 403 131 04 50

Rear Cover CMB.102.7002

Iron Rear Cover

MERCEDES BENZ : 403 130 01 45 / 442 130 01 45 / 442 130 04 45

Crankshaft Nut CMB.101.603

M18x1.5x30

MERCEDES BENZ : 403 990 06 10

MERCEDES BENZ OM 355

Single Cylinder Compressor
 Ø90,00 mm 229 cc

CW.101.000

MERCEDES BENZ
 001 131 52 01

WABCO
 411 034 501 0

VEHICLE APPLICATION

OM 355
 OM 360 A



Cylinder Bore	Ø90.00	Number of Cylinders	1	Water or Air Cooled	Air	Unloader Port Size	-
Stroke	36 mm	Air Inlet Port Size	M26x1,5	Through Drive	Pulley	Water Inlet Port Size	-
Swept Volume	229cm ³	Air Delivery Port Size	M26x1,5	With ESS System	-	Water Delivery Port Size	-

Complete Cylinderhead

CW.101.1000



Cylinderhead

CW.101.1010

Top View



Bottom View

MERCEDES BENZ : 000 130 31 19 / 000 131 21 15
 WABCO : 411 034 652 2

Valve Plate

CW.101.200



MERCEDES BENZ : 000 130 13 20
 WABCO : 411 034 500 2

Valve Plate

CW.101.2010



Repair Kit

CW.101.903



WABCO : 411 034 005 2

Repair Kit

CW.101.911



MERCEDES BENZ : 000 586 27 13
 WABCO : 411 034 001 2



Piston & Ring 90.00 mm CW.101.350

90.25 mm CW.101.960

90.50 mm CW.101.970

MERCEDES BENZ : 000 130 11 17
WABCO : 411 042 620 2

Piston 90.00 mm CW.101.351

90.25 mm CW.101.961

90.50 mm CW.101.971

Ring 90.00 mm CW.101.352

2.50+2.50+4.00

90.25 mm CW.101.962

90.50 mm CW.101.972

MERCEDES BENZ : 000 131 02 11
MAHLE : 004 15 N0 / STD 90 mm

Crankcase CW.101.4010

MERCEDES BENZ : 000 130 21 15

Connecting Rod CW.101.501

WBS Modified Forging Connecting Rod
- without Con Rod Bearing

MERCEDES BENZ : 000 131 19 16 / 000 131 24 16
WABCO : 411 042 733 2

Crankshaft CW.101.601

MERCEDES BENZ : 000 131 19 16
WABCO : 411 042 690 4

Cylinder Liner Set CW.101.300

STD. Piston & Ring

MERCEDES BENZ : 000 130 02 08 / 000 131 45 60

Cylinder Liner CW.101.3010

MERCEDES BENZ : 000 131 28 02 / 001 131 36 02
WABCO : 411 034 570 4

Flange Cover CW.101.7001

Bushing CW.101.434

MERCEDES BENZ : 000 131 21 50
WABCO : 411 042 340 4

Ball Bearing CW.101.413

Reed Valve Kit CW.101.906

MERCEDES BENZ OM 904 LA - OM 906 LA - OM 924 LA

Single Cylinder Compressor
 Ø85,00 mm 238 cc

CW.111.000

MERCEDES BENZ
 906 130 06 15

WABCO
 411 151 000 0
 884 503 437 0

VEHICLE APPLICATION

AXOR
 ATEGO
 OM 904 LA
 OM 906 LA
 OM 924 LA



Cylinder Bore	Ø85.00	Number of Cylinders	1	Water or Air Cooled	Water	Unloader Port Size	-
Stroke	42 mm	Air Inlet Port Size	M26x1,5	Through Drive	Gear	Water Inlet Port Size	M14x1,5
Swept Volume	238 cm ³	Air Delivery Port Size	M26x1,5	With ESS System	-	Water Delivery Port Size	M14x1,5

Complete Cylinderhead

CW.116.1000



MERCEDES BENZ : 000 131 49 19
 WABCO : 411 151 800 2 / 411 151 801 2

Cylinder Up Head

CW.116.1020



MERCEDES BENZ : 000 131 22 21
 WABCO : 411 151 654 4

Cylinder Bottom Head

CW.116.1040



MERCEDES BENZ : 000 131 08 09 / 000 131 09 09
 WABCO : 411 151 652 2

Full Repair Kit

CW.116.901



Repair Kit

CW.116.903



Repair Kit

CW.116.904





Piston & Ring 85.00 mm CW.109.350




85.25 mm CW.109.960

85.50 mm CW.109.970

MERCEDES BENZ : 000 130 34 17 / 000 130 53 17
WABCO : 911 501 624 2 / 911 501 625 2

Piston 85.00 mm CW.109.351




85.25 mm CW.109.961

85.50 mm CW.109.971

Ring 85.00 mm CW.109.352

2.00+2.00+4.00



85.25 mm CW.109.962

85.50 mm CW.109.972

MERCEDES BENZ : 001 131 11 11
WABCO : 911 501 920 2

Crankcase CW.116.4010



WABCO : 411 151 010 2

Connecting Rod CW.123.501



MERCEDES BENZ : 000 131 25 17
WABCO : 911 145 738 2

Crankshaft CW.111.601



WABCO : 411 151 693 4

Bushing CW.117.434

39x35x22



MERCEDES BENZ : 000 131 44 50
WABCO : 411 151 340 4

Gear CW.117.606

Ø116.20 Z:39

Top View



Bottom View

MERCEDES BENZ : 906 132 03 05
WABCO : 895 905 169 4

Rear Cover CW.123.7002



MERCEDES BENZ : 000 131 29 32
WABCO : 411 147 603 4

Gasket Kit CW.116.905



MERCEDES BENZ : 000 130 50 15
WABCO : 411 154 000 2

Reed Valve Kit CW.116.906



Nut CW.111.603

M20x1.5 Left Hand



MERCEDES BENZ : 002 990 66 50

MERCEDES BENZ ATEGO - AXOR

Single Cylinder Compressor
 Ø85,00 mm 238 cc

CW.112.000

MERCEDES BENZ
 906 130 11 15
 906 130 28 15
 WABCO
 411 151 003 0

CW.179.000

MERCEDES BENZ
 906 130 41 15
 906 130 50 15
 WABCO
 411 151 008 0

VEHICLE APPLICATION
 AXOR
 ATEGO



Cylinder Bore	Ø85.00	Number of Cylinders	1	Water or Air Cooled	Water	Unloader Port Size	-
Stroke	42 mm	Air Inlet Port Size	Ø30	Through Drive	Gear	Water Inlet Port Size	M14x1,5
Swept Volume	238 cm ³	Air Delivery Port Size	M26x1,5	With ESS System	-	Water Delivery Port Size	M14x1,5

Complete Cylinderhead

CW.117.1000



MERCEDES BENZ : 000 131 51 19 / 000 131 53 19
 WABCO : 411 151 803 2 / 411 154 800 2

Cylinder Up Head

CW.117.1020

Top View



Bottom View

Cylinder Bottom Head

CW.117.1040

Top View



Bottom View

Full Repair Kit

CW.117.901



Repair Kit

CW.117.903



Repair Kit

CW.117.904






Piston & Ring 85.00 mm CW.109.350

85.25 mm CW.109.960

85.50 mm CW.109.970




MERCEDES BENZ : 000 130 34 17 / 000 130 53 17
WABCO : 911 501 624 2 / 911 501 625 2

Piston 85.00 mm CW.109.351

85.25 mm CW.109.961

85.50 mm CW.109.971




Ring 85.00 mm CW.109.352

2.00+2.00+4.00

85.25 mm CW.109.962

85.50 mm CW.109.972



MERCEDES BENZ : 001 131 11 11
WABCO : 911 501 920 2

Crankcase CW.117.4010



WABCO : 411 154 012 6 / 412 352 016 2

Connecting Rod CW.112.501



MERCEDES BENZ : 000 131 27 17
WABCO : 411 151 732 2

Crankshaft CW.111.601



WABCO : 411 154 693 4

Bushing CW.117.434

39x35x22



MERCEDES BENZ : 000 131 44 50
WABCO : 411 151 340 4

Gear CW.117.606

Ø116.20 Z:39

Top View



Bottom View

MERCEDES BENZ : 906 132 03 05
WABCO : 895 905 169 4

Rear Cover CW.123.7002



MERCEDES BENZ : 000 131 29 32
WABCO : 411 147 603 4

Gasket Kit CW.117.905



MERCEDES BENZ : 000 130 68 15
WABCO : 411 154 000 2

Reed Valve Kit CW.117.906



Nut CW.111.603

M20x1.5 Left Hand



MERCEDES BENZ : 002 990 66 50
WABCO : 810 341 003 4

MERCEDES BENZ OM 355

Single Cylinder Compressor
 Ø90,00 mm 229 cc Water Cooled

CW.113.000

MERCEDES BENZ
 002 131 15 01







WABCO
 411 034 531 0

VEHICLE APPLICATION

OM 355 A/LA
 OM 366 A
 L 1519 / L 1520
 LS 1924 / LS1929
 LS 1933 / LS 1934



Cylinder Bore	Ø90.00	Number of Cylinders	1	Water or Air Cooled	Water	Unloader Port Size	-
Stroke	36 mm	Air Inlet Port Size	M26x1,5	Through Drive	Pulley	Water Inlet Port Size	-
Swept Volume	229cm ³	Air Delivery Port Size	M26x1,5	With ESS System	-	Water Delivery Port Size	-

<p>Complete Cylinderhead CW.113.1000</p> 	<p>Cylinderhead CW.113.1010</p>  <p>MERCEDES BENZ : 000 130 45 19 WABCO : 411 034 653 2</p>	<p>Valve Plate CW.101.200</p>  <p>MERCEDES BENZ : 000 130 13 20 WABCO : 411 034 500 2</p>
<p>Valve Plate CW.101.2010</p> 	<p>Repair Kit CW.101.903</p>  <p>WABCO : 411 034 005 2</p>	<p>Repair Kit CW.101.911</p>  <p>MERCEDES BENZ : 000 586 27 13 WABCO : 411 034 001 2</p>



Piston & Ring 90.00 mm CW.101.350

90.25 mm CW.101.960

90.50 mm CW.101.970

MERCEDES BENZ : 000 130 11 17
WABCO : 411 042 620 2 / 411 042 629 2

Piston 90.00 mm CW.101.351

90.25 mm CW.101.961

90.50 mm CW.101.971

Ring 90.00 mm CW.101.352

2.50+2.50+4.00

90.25 mm CW.101.962

90.50 mm CW.101.972

MERCEDES BENZ : 000 131 02 11 / 000 131 82 11
WABCO : 411 042 001 2

Crankcase CW.101.4010

MERCEDES BENZ : 000 130 21 15

Connecting Rod CW.101.501

WBS Modified Forging Connecting Rod
- without Con Rod Bearing

MERCEDES BENZ : 000 131 19 16 / 000 131 24 16
WABCO : 411 042 733 2

Crankshaft CW.101.601

MERCEDES BENZ : 000 131 19 16 / 000 131 37 19
WABCO : 411 042 690 4

Cylinder Liner Set CW.104.300

STD. Piston & Ring

MERCEDES BENZ : 000 130 02 08 / 000 131 45 60

Cylinder Liner CW.104.3010

MERCEDES BENZ : 000 131 28 02 / 001 131 36 02
WABCO : 411 034 570 4

Flange Cover CW.101.7001

MERCEDES BENZ : 000 130 02 32
WABCO : 411 042 660 2

Bushing CW.101.434

MERCEDES BENZ : 000 131 21 50
WABCO : 411 042 340 4

Ball Bearing CW.101.413

Reed Valve Kit CW.101.906

MERCEDES BENZ OM 904 LA - OM 906 HLA

Single Cylinder Compressor
 Ø85,00 mm 318 cc

CW.116.000

MERCEDES BENZ
 906 130 06 01
 906 130 07 15

WABCO
 411 153 000 0

VEHICLE APPLICATION
 OM 904 LA
 OM 906 HLA



Cylinder Bore	Ø85.00	Number of Cylinders	1	Water or Air Cooled	Water	Unloader Port Size	-
Stroke	56 mm	Air Inlet Port Size	M26x1,5	Through Drive	Gear	Water Inlet Port Size	M14x1,5
Swept Volume	318 cm ³	Air Delivery Port Size	M26x1,5	With ESS System	-	Water Delivery Port Size	M14x1,5

<p>Complete Cylinderhead CW.116.1000</p> <p>MERCEDES BENZ : 000 131 49 19 WABCO : 411 151 800 2 / 411 151 801 2</p>	<p>Cylinder Up Head CW.116.1020</p> <p>MERCEDES BENZ : 000 131 22 21 WABCO : 411 151 654 4</p>	<p>Cylinder Bottom Head CW.116.1040</p> <p>MERCEDES BENZ : 000 131 08 09 / 000 131 09 09 WABCO : 411 151 652 2</p>
---------------------------------------------------------------------------------------------------------------------------------------------	------------------------------------------------------------------------------------------------------------------------	--------------------------------------------------------------------------------------------------------------------------------------------

<p>Full Repair Kit CW.116.901</p>	<p>Repair Kit CW.116.903</p>	<p>Repair Kit CW.116.904</p>
------------------------------------------	-------------------------------------	-------------------------------------



Piston & Ring 85.00 mm CW.109.350

85.25 mm CW.109.960

85.50 mm CW.109.970

MERCEDES BENZ : 000 130 34 17 / 000 130 53 17
WABCO : 911 501 624 2 / 911 501 625 2

Piston 85.00 mm CW.109.351

85.25 mm CW.109.961

85.50 mm CW.109.971

Ring 85.00 mm CW.109.352

2.00+2.00+4.00

85.25 mm CW.109.962

85.50 mm CW.109.972

MERCEDES BENZ : 001 131 11 11
WABCO : 911 501 920 2

Crankcase CW.116.4010

WABCO : 411 151 010 2

Connecting Rod CW.109.501

MERCEDES BENZ : 000 131 24 17
WABCO : 911 145 737 2

Crankshaft CW.116.601

WABCO : 411 153 692 4

Bushing CW.117.434

39x35x22

MERCEDES BENZ : 000 131 44 50
WABCO : 411 151 340 4

Gear CW.117.606

Ø116.20 Z:39

Top View

Bottom View

MERCEDES BENZ : 906 132 03 05
WABCO : 895 905 169 4

Rear Cover CW.123.7002

MERCEDES BENZ : 000 131 29 32
WABCO : 411 147 603 4

Gasket Kit CW.116.905

MERCEDES BENZ : 000 130 50 15
WABCO : 411 154 000 2

Reed Valve Kit CW.116.906

Nut CW.116.603

M20x1.5 Right Hand

MERCEDES BENZ OM 904 LA - OM 906 LA - OM924 LA

Single Cylinder Compressor
 Ø85,00 mm 352 cc

CW.117.000

MERCEDES BENZ
 906 130 29 15
 906 130 12 15
 WABCO
 411 154 000 0

CW.214.000

MERCEDES BENZ
 906 130 42 15
 WABCO
 411 154 003 0

VEHICLE APPLICATION

AXOR
 ATEGO
 OM 904 LA
 OM 906 LA/HLA
 OM 924 LA
 OM 926 LA



Cylinder Bore	Ø85.00	Number of Cylinders	1	Water or Air Cooled	Water	Unloader Port Size	-
Stroke	62 mm	Air Inlet Port Size	Ø30	Through Drive	Gear	Water Inlet Port Size	M14x1,5
Swept Volume	352 cm ³	Air Delivery Port Size	M26x1,5	With ESS System	-	Water Delivery Port Size	M14x1,5

Complete Cylinderhead

CW.117.1000



MERCEDES BENZ : 000 131 51 19 / 000 131 53 19
 WABCO : 411 151 803 2 / 411 154 800 2

Cylinder Up Head

CW.117.1020

Top View



Bottom View

Cylinder Bottom Head

CW.117.1040

Top View



Bottom View

Full Repair Kit

CW.117.901



Repair Kit

CW.117.903



Repair Kit

CW.117.904





Piston & Ring 85.00 mm CW.109.350

85.25 mm CW.109.960

85.50 mm CW.109.970

MERCEDES BENZ : 000 130 34 17 / 000 130 53 17
WABCO : 911 501 624 2 / 911 501 625 2

Piston 85.00 mm CW.109.351

85.25 mm CW.109.961

85.50 mm CW.109.971

Ring 85.00 mm CW.109.352

2.00+2.00+4.00

85.25 mm CW.109.962

85.50 mm CW.109.972

MERCEDES BENZ : 001 131 11 11
WABCO : 911 501 920 2

Crankcase CW.117.4010

WABCO : 411 154 012 6 / 412 352 016 2

Connecting Rod CW.123.501

MERCEDES BENZ : 000 131 25 17
WABCO : 911 145 738 2

Crankshaft CW.117.601

MERCEDES BENZ : 000 131 65 16
WABCO : 411 154 690 4 / 412 352 698 4

Bushing CW.117.434

39x35x22

MERCEDES BENZ : 000 131 44 50
WABCO : 411 151 340 4

Gear CW.117.606

Ø116.20 Z:39

Top View

Bottom View

MERCEDES BENZ : 906 132 03 05
WABCO : 895 905 169 4

Rear Cover CW.123.7002

MERCEDES BENZ : 000 131 29 32
WABCO : 411 147 603 4

Gasket Kit CW.117.905

MERCEDES BENZ : 000 130 68 15
WABCO : 411 154 000 2

Reed Valve Kit CW.117.906

Nut CW.111.603

M20x1.5 Left Hand

MERCEDES BENZ : 002 990 66 50
WABCO : 810 341 003 4

MERCEDES BENZ AXOR OM 457

Single Cylinder Compressor
 Ø85,00 mm 352 cc

CW.119.000

MERCEDES BENZ
 457 130 24 15
 WABCO
 412 352 014 0

CW.167.000

MERCEDES BENZ
 457 130 44 15
 WABCO
 412 352 026 0

VEHICLE APPLICATION
 AXOR
 OM 457



CW.119.000

CW.167.000

*** Version for Buses, Air Delivery Port on Top

Cylinder Bore	Ø85.00	Number of Cylinders	1	Water or Air Cooled	Water	Unloader Port Size	M12x1,5
Stroke	62 mm	Air Inlet Port Size	M26x1,5	Through Drive	Gear	Water Inlet Port Size	M16x1,5
Swept Volume	352 cm ³	Air Delivery Port Size	M26x1,5	With ESS System	Yes	Water Delivery Port Size	M16x1,5

Complete Cylinderhead

CW.119.1000



MERCEDES BENZ : 000 130 12 15 / 001 130 52 19
 WABCO : 412 352 922 2

Cylinder Up Head

CW.119.1020



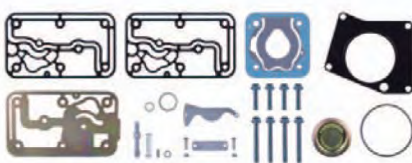
Cylinder Bottom Head

CW.119.1040



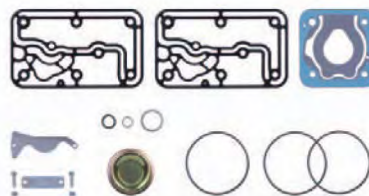
Full Repair Kit

CW.119.901



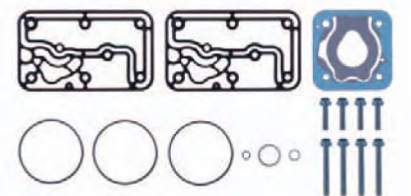
Repair Kit

CW.119.903




Repair Kit

CW.119.911



MERCEDES BENZ : 001 130 26 15
 WABCO : 412 352 922 2 / 412 352 923 2



Piston & Ring 85.00 mm CW.109.350




85.25 mm CW.109.960

85.50 mm CW.109.970

MERCEDES BENZ : 000 130 34 17 / 000 130 53 17
WABCO : 911 501 624 2 / 911 501 625 2

Piston 85.00 mm CW.109.351




85.25 mm CW.109.961

85.50 mm CW.109.971

Ring 85.00 mm CW.109.352

2.00+2.00+4.00



85.25 mm CW.109.962

85.50 mm CW.109.972

MERCEDES BENZ : 001 131 11 11
WABCO : 911 501 920 2

Crankcase CW.119.4010



WABCO : 412 905 011 2 / 412 352 011 6

Connecting Rod CW.123.501



MERCEDES BENZ : 000 131 25 17
WABCO : 911 145 738 2

Crankshaft CW.119.601



WABCO : 412 905 690 4

Bushing CW.123.434



WABCO : 911 553 204 4

Gear CW.119.606

Ø84.60 Z:27

Top View



Bottom View

MERCEDES BENZ : 457 132 09 05
WABCO : 895 905 188 4

Rear Cover CW.123.7002



MERCEDES BENZ : 000 131 29 32
WABCO : 411 147 603 4

Repair Kit CW.167.903



Reed Valve Kit CW.119.906



Nut CW.111.603

M20x1.5 Left Hand



MERCEDES BENZ : 002 990 66 50
WABCO : 810 341 003 4

MERCEDES BENZ AXOR OM 457

Twin Cylinder Compressor
 Ø85,00 mm 636 cc

CW.121.000

MERCEDES BENZ
 457 130 04 15
 WABCO
 911 553 000 0
 884 010 608 0

CW.122.000

MERCEDES BENZ
 457 130 15 15
 WABCO
 911 553 001 0

VEHICLE APPLICATION
 AXOR
 OM457



Cylinder Bore	Ø85.00	Number of Cylinders	2	Water or Air Cooled	Water	Unloader Port Size	M12x1,0
Stroke	56 mm	Air Inlet Port Size	Ø30	Through Drive	Gear	Water Inlet Port Size	M16x1,5
Swept Volume	636 cm ³	Air Delivery Port Size	M26x1,5	With ESS System	Yes	Water Delivery Port Size	M16x1,5

Complete Cylinderhead **CW.121.1000**



MERCEDES BENZ : 000 131 52 19
 WABCO : 911 553 920 2 / 911 553 656 2

Cylinder Up Head **CW.124.1020**



Cylinder Bottom Head **CW.195.1040**



** Water Inlet Port Size M14

Complete Cylinderhead **CW.122.1000**



MERCEDES BENZ : 000 131 52 19
 WABCO : 911 553 920 2 / 911 553 656 2

Cylinder Bottom Head **CW.124.1040**




** Water Inlet Port Size M16

Repair Kit **CW.122.903**





Piston & Ring 85.00 mm CW.109.350




85.25 mm CW.109.960

85.50 mm CW.109.970

MERCEDES BENZ : 000 130 34 17 / 000 130 53 17
WABCO : 911 501 624 2 / 911 501 625 2

Piston 85.00 mm CW.109.351




85.25 mm CW.109.961

85.50 mm CW.109.971

Ring 85.00 mm CW.109.352

2.00+2.00+4.00



85.25 mm CW.109.962

85.50 mm CW.109.972

MERCEDES BENZ : 001 131 11 11
WABCO : 911 501 920 2

Crankcase CW.122.4010



WABCO : 911 553 012 6

Connecting Rod CW.109.501



MERCEDES BENZ : 000 131 24 17
WABCO : 911 145 737 2

Crankshaft CW.122.601



WABCO : 911 553 691 4

Bushing CW.122.434



WABCO : 911 153 340 4

Gear CW.140.606

Ø79.00 Z:25

Top View



Bottom View

MERCEDES BENZ : 457 132 00 05
WABCO : 895 905 210 4

Rear Cover CW.123.7002



MERCEDES BENZ : 000 131 29 32
WABCO : 411 147 603 4

Full Repair Kit CW.122.901



Gasket Kit CW.122.905



Crankshaft Bolt CW.122.603

M18x30



MERCEDES BENZ AXOR OM 457

Twin Cylinder Compressor
 Ø85,00 mm 636 cc

CW.123.000

MERCEDES BENZ
 457 130 18 15
 WABCO
 911 553 002 0

VEHICLE APPLICATION
 AXOR
 OM457



Cylinder Bore	Ø85.00	Number of Cylinders	2	Water or Air Cooled	Water	Unloader Port Size	M12x1,0
Stroke	56 mm	Air Inlet Port Size	M26x1,5	Through Drive	Gear	Water Inlet Port Size	M16x1,5
Swept Volume	636 cm ³	Air Delivery Port Size	M26x1,5	With ESS System	Yes	Water Delivery Port Size	M16x1,5

Complete Cylinderhead

CW.123.1000



MERCEDES BENZ : 001 130 08 15
 WABCO : 911 553 001 2

Cylinder Up Head

CW.123.1020



Cylinder Bottom Head

CW.123.1040



** Water Inlet Port Size M16

Full Repair Kit

CW.123.238



Repair Kit

CW.123.901




Reed Valve Kit

CW.123.903





Piston & Ring 85.00 mm CW.109.350




85.25 mm CW.109.960

85.50 mm CW.109.970

MERCEDES BENZ : 000 130 34 17 / 000 130 53 17
WABCO : 911 501 624 2 / 911 501 625 2

Piston 85.00 mm CW.109.351




85.25 mm CW.109.961

85.50 mm CW.109.971

Ring 85.00 mm CW.109.352

2.00+2.00+4.00



85.25 mm CW.109.962

85.50 mm CW.109.972

MERCEDES BENZ : 001 131 11 11
WABCO : 911 501 920 2

Crankcase CW.123.4010



Connecting Rod CW.123.501



MERCEDES BENZ : 000 131 25 17
WABCO : 911 145 738 2

Crankshaft CW.123.601



WABCO : 911 553 694 4

Bushing CW.123.434



WABCO : 911 553 204 4

Gear CW.123.606

Ø79.40 Z:25

Top View



Bottom View

MERCEDES BENZ : 457 132 06 05
WABCO : 895 905 101 4

Rear Cover CW.123.7002



MERCEDES BENZ : 000 131 29 32
WABCO : 411 147 603 4

Crankcase CW.123.911



MERCEDES BENZ : 001 130 28 15 / 001 130 23 15
WABCO : 911 553 923 2 / 911 553 925 2

Reed Valve Kit CW.123.906



Unloader Valve Kit CW.123.921



MERCEDES BENZ AXOR OM 457

Twin Cylinder Compressor
 Ø85,00 mm 636 cc

CW.124.000

MERCEDES BENZ
 457 130 20 15
 WABCO
 911 553 003 0

CW.177.000

MERCEDES BENZ
 457 130 46 15
 WABCO
 911 553 007 0

VEHICLE APPLICATION
 AXOR
 OM457



CW.124.000

CW.177.000

Cylinder Bore	Ø85.00	Number of Cylinders	2	Water or Air Cooled	Water	Unloader Port Size	M12x1,0
Stroke	56 mm	Air Inlet Port Size	Ø30	Through Drive	Gear	Water Inlet Port Size	M16x1,5
Swept Volume	636 cm ³	Air Delivery Port Size	M26x1,5	With ESS System	Yes	Water Delivery Port Size	M16x1,5

Complete Cylinderhead

CW.122.1000



MERCEDES BENZ : 000 131 52 19
 WABCO : 911 553 920 2 / 911 553 656 2

Cylinder Up Head

CW.124.1020



Cylinder Bottom Head

CW.124.1040



** Water Inlet Port Size M16

Full Repair Kit

CW.122.901



Repair Kit

CW.122.903




WABCO : 911 553 000 2

Reed Valve Kit

CW.122.906





Piston & Ring 85.00 mm CW.109.350




85.25 mm CW.109.960

85.50 mm CW.109.970

MERCEDES BENZ : 000 130 34 17 / 000 130 53 17
WABCO : 911 501 624 2 / 911 501 625 2

Piston 85.00 mm CW.109.351




85.25 mm CW.109.961

85.50 mm CW.109.971

Ring 85.00 mm CW.109.352

2.00+2.00+4.00



85.25 mm CW.109.962

85.50 mm CW.109.972

MERCEDES BENZ : 001 131 11 11
WABCO : 911 501 920 2

Crankcase CW.124.4010



Connecting Rod CW.123.501



MERCEDES BENZ : 000 131 25 17
WABCO : 911 145 738 2

Crankshaft CW.123.601



WABCO : 911 553 694 4

Bushing CW.123.434



WABCO : 911 553 204 4

Gear CW.123.606

Ø79.40 Z:25

Top View



Bottom View

MERCEDES BENZ : 457 132 06 05
WABCO : 895 905 101 4

Rear Cover CW.123.7002




MERCEDES BENZ : 000 131 29 32
WABCO : 411 147 603 4

Crankcase CW.177.4010



Unloader Valve Kit CW.123.921



Nut CW.111.603

M20x1.5 Left Hand



MERCEDES BENZ : 002 990 66 50
WABCO : 810 341 003 4

MERCEDES BENZ AXOR OM 457

Twin Cylinder Compressor
 Ø85,00 mm 636 cc

CW.125.000

MERCEDES BENZ
 457 130 12 15
 WABCO
 911 553 100 0

CW.127.000

MERCEDES BENZ
 457 130 22 15
 WABCO
 911 553 103 0

VEHICLE APPLICATION
 AXOR
 OM457



*** Version for Buses, Air Delivery Port on Top

Cylinder Bore	Ø85.00	Number of Cylinders	2	Water or Air Cooled	Water	Unloader Port Size	M12x1,0
Stroke	56 mm	Air Inlet Port Size	M26x1,5	Through Drive	Gear	Water Inlet Port Size	M16x1,5
Swept Volume	636 cm ³	Air Delivery Port Size	M26x1,5	With ESS System	Yes	Water Delivery Port Size	M16x1,5

Complete Cylinderhead

CW.123.1000



MERCEDES BENZ : 001 130 08 15
 WABCO : 911 553 001 2

Cylinder Up Head

CW.123.1020



Cylinder Bottom Head

CW.123.1040



** Water Inlet Port Size M16

Full Repair Kit

CW.123.238



Repair Kit

CW.123.901




Reed Valve Kit

CW.123.903





Piston & Ring 85.00 mm CW.109.350




85.25 mm CW.109.960

85.50 mm CW.109.970

MERCEDES BENZ : 000 130 34 17 / 000 130 53 17
WABCO : 911 501 624 2 / 911 501 625 2

Piston 85.00 mm CW.109.351




85.25 mm CW.109.961

85.50 mm CW.109.971

Ring 85.00 mm CW.109.352

2.00+2.00+4.00



85.25 mm CW.109.962

85.50 mm CW.109.972

MERCEDES BENZ : 001 131 11 11
WABCO : 911 501 920 2

Crankcase CW.123.4010



Connecting Rod CW.123.501



MERCEDES BENZ : 000 131 25 17
WABCO : 911 145 738 2

Crankshaft CW.123.601



WABCO : 911 553 694 4

Bushing CW.123.434



WABCO : 911 553 204 4

Gear CW.119.606

Ø84.60 Z:27

Top View



Bottom View

MERCEDES BENZ : 457 132 09 05
WABCO : 895 905 188 4

Rear Cover CW.123.7002



MERCEDES BENZ : 000 131 29 32
WABCO : 411 147 603 4

Crankcase CW.123.911



MERCEDES BENZ : 001 130 28 15 / 001 130 23 15
WABCO : 911 553 923 2 / 911 553 925 2

Reed Valve Kit CW.123.906



Nut CW.111.603

M20x1.5 Left Hand



MERCEDES BENZ : 002 990 66 50
WABCO : 810 341 003 4

MERCEDES BENZ AXOR OM 457

Twin Cylinder Compressor
 Ø85,00 mm 636 cc

CW.126.000

MERCEDES BENZ
 457 130 19 15
 WABCO
 911 553 101 0

CW.128.000

MERCEDES BENZ
 457 130 25 15
 WABCO
 911 553 104 0

CW.129.000

MERCEDES BENZ
 457 130 27 15
 WABCO
 911 553 105 0

VEHICLE APPLICATION
 AXOR
 OM457



*** Version for Trucks, Air Delivery Port on Rear Side

Cylinder Bore	Ø85.00	Number of Cylinders	2	Water or Air Cooled	Water	Unloader Port Size	M12x1,0
Stroke	56 mm	Air Inlet Port Size	M26x1,5	Through Drive	Gear	Water Inlet Port Size	M16x1,5
Swept Volume	636 cm ³	Air Delivery Port Size	M26x1,5	With ESS System	Yes	Water Delivery Port Size	M16x1,5

Complete Cylinderhead

CW.123.1000



MERCEDES BENZ : 001 130 08 15
 WABCO : 911 553 001 2

Cylinder Up Head

CW.123.1020



Cylinder Bottom Head

CW.123.1040



** Water Inlet Port Size M16

Full Repair Kit

CW.123.238



Repair Kit

CW.123.901




Reed Valve Kit

CW.123.903





Piston & Ring 85.00 mm CW.109.350




85.25 mm CW.109.960

85.50 mm CW.109.970

MERCEDES BENZ : 000 130 34 17 / 000 130 53 17
WABCO : 911 501 624 2 / 911 501 625 2

Piston 85.00 mm CW.109.351




85.25 mm CW.109.961

85.50 mm CW.109.971

Ring 85.00 mm CW.109.352

2.00+2.00+4.00



85.25 mm CW.109.962

85.50 mm CW.109.972

MERCEDES BENZ : 001 131 11 11
WABCO : 911 501 920 2

Crankcase CW.123.4010



Connecting Rod CW.123.501



MERCEDES BENZ : 000 131 25 17
WABCO : 911 145 738 2

Crankshaft CW.123.601



WABCO : 911 553 694 4

Bushing CW.123.434



WABCO : 911 553 204 4

Gear CW.119.606

Ø84.60 Z:27

Top View



Bottom View

MERCEDES BENZ : 457 132 09 05
WABCO : 895 905 188 4

Rear Cover CW.123.7002



MERCEDES BENZ : 000 131 29 32
WABCO : 411 147 603 4

Crankcase CW.123.911



MERCEDES BENZ : 001 130 28 15 / 001 130 23 15
WABCO : 911 553 923 2 / 911 553 925 2

Reed Valve Kit CW.123.906



Nut CW.111.603

M20x1.5 Left Hand



MERCEDES BENZ : 002 990 66 50
WABCO : 810 341 003 4

MERCEDES BENZ AXOR OM 457

Single Cylinder Compressor
 Ø85,00 mm 352 cc

CW.131.000

MERCEDES BENZ
 457 130 11 15
 457 130 08 15
 WABCO
 412 352 006 0
 412 352 007 0

CW.132.000

MERCEDES BENZ
 457 130 14 15
 WABCO
 412 352 009 0

VEHICLE APPLICATION
 AXOR
 OM 457




Cylinder Bore	Ø85.00	Number of Cylinders	1	Water or Air Cooled	Water	Unloader Port Size	M12x1,5
Stroke	62 mm	Air Inlet Port Size	M26x1,5	Through Drive	Gear	Water Inlet Port Size	M16x1,5
Swept Volume	352 cm ³	Air Delivery Port Size	M26x1,5	With ESS System	Yes	Water Delivery Port Size	M16x1,5

Complete Cylinderhead **CW.119.1000**



MERCEDES BENZ : 000 130 12 15 / 001 130 52 19
 WABCO : 412 352 922 2

Cylinder Up Head **CW.119.1020**



Cylinder Bottom Head **CW.119.1040**



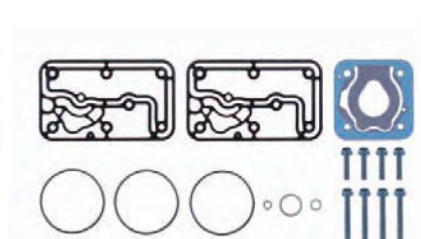
Full Repair Kit **CW.119.901**



Repair Kit **CW.119.903**



Repair Kit **CW.119.911**



MERCEDES BENZ : 001 130 26 15
 WABCO : 412 352 923 2



Piston & Ring 85.00 mm CW.109.350

85.25 mm CW.109.960

85.50 mm CW.109.970

MERCEDES BENZ : 000 130 34 17 / 000 130 53 17
WABCO : 911 501 624 2 / 911 501 625 2

Piston 85.00 mm CW.109.351

85.25 mm CW.109.961

85.50 mm CW.109.971

Ring 85.00 mm CW.109.352

2.00+2.00+4.00

85.25 mm CW.109.962

85.50 mm CW.109.972

MERCEDES BENZ : 001 131 11 11
WABCO : 911 501 920 2

Crankcase CW.131.4010

WABCO : 412 905 011 2 / 412 352 011 6

Connecting Rod CW.123.501

MERCEDES BENZ : 000 131 25 17
WABCO : 911 145 738 2

Crankshaft CW.119.601

WABCO : 412 905 690 4

Bushing CW.123.434

WABCO : 911 553 204 4

Gear CW.119.606

Ø84.60 Z:27

Top View

Bottom View

MERCEDES BENZ : 457 132 09 05
WABCO : 895 905 188 4

Rear Cover CW.123.7002

MERCEDES BENZ : 000 131 29 32
WABCO : 411 147 603 4

Repair Kit CW.167.903

Reed Valve Kit CW.119.906

Nut CW.111.603

M20x1.5 Left Hand

MERCEDES BENZ : 002 990 66 50
WABCO : 810 341 003 4

MERCEDES BENZ AXOR OM 457

Single Cylinder Compressor

Ø85,00 mm 352 cc

CW.133.000

MERCEDES BENZ
457 130 17 15
WABCO
412 352 010 0

CW.134.000

MERCEDES BENZ
457 130 21 15
WABCO
412 352 013 0

CW.137.000

MERCEDES BENZ
457 130 28 15
WABCO
412 352 017 0

VEHICLE APPLICATION

AXOR
OM 457



Cylinder Bore	Ø85.00	Number of Cylinders	1	Water or Air Cooled	Water	Unloader Port Size	M12x1,5
Stroke	62 mm	Air Inlet Port Size	M26x1,5	Through Drive	Gear	Water Inlet Port Size	M16x1,5
Swept Volume	352 cm ³	Air Delivery Port Size	M26x1,5	With ESS System	Yes	Water Delivery Port Size	M16x1,5

Complete Cylinderhead CW.119.100



MERCEDES BENZ : 000 130 12 15 / 001 130 52 19
WABCO : 412 352 922 2

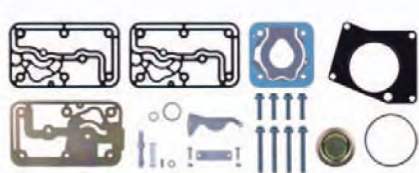
Cylinder Up Head CW.119.1020



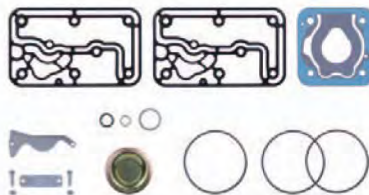
Cylinder Bottom Head CW.119.1040



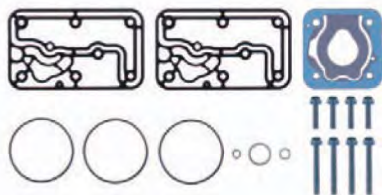
Full Repair Kit CW.119.901



Repair Kit CW.119.903




Repair Kit CW.119.905



MERCEDES BENZ : 001 130 26 15
WABCO : 412 352 923 2



Piston & Ring 85.00 mm CW.109.350




85.25 mm CW.109.960

85.50 mm CW.109.970

MERCEDES BENZ : 000 130 34 17 / 000 130 53 17
WABCO : 911 501 624 2 / 911 501 625 2

Piston 85.00 mm CW.109.351




85.25 mm CW.109.961

85.50 mm CW.109.971

Ring 85.00 mm CW.109.352

2.00+2.00+4.00



85.25 mm CW.109.962

85.50 mm CW.109.972

MERCEDES BENZ : 001 131 11 11
WABCO : 911 501 920 2

Crankcase CW.119.400



WABCO : 412 905 011 2 / 412 352 011 6

Connecting Rod CW.123.500



MERCEDES BENZ : 000 131 25 17
WABCO : 911 145 738 2

Crankshaft CW.119.601



WABCO : 412 905 690 4

Bushing CW.123.434



WABCO : 911 553 204 4

Gear CW.119.606

Ø84.60 Z:27


Top View



Bottom View

MERCEDES BENZ : 457 132 09 05
WABCO : 895 905 188 4

Rear Cover CW.123.720



MERCEDES BENZ : 000 131 29 32
WABCO : 411 147 603 4

Repair Kit CW.167.903



Reed Valve Kit CW.119.906



Nut MC202061FLX

M20x1.5 Left Hand



MERCEDES BENZ : 002 990 66 50
WABCO : 810 341 003 4

MERCEDES BENZ AXOR OM 457

Single Cylinder Compressor

Ø85,00 mm 352 cc

CW.135.000

MERCEDES BENZ
457 130 23 15
WABCO
412 352 015 0

CW.181.000

MERCEDES BENZ
457 130 41 15
WABCO
412 352 000 0

CW.182.000

MERCEDES BENZ
457 130 16 15
WABCO
412 352 011 0

VEHICLE APPLICATION

AXOR
OM 457



Cylinder Bore	Ø85.00	Number of Cylinders	1	Water or Air Cooled	Water	Unloader Port Size	M12x1,5
Stroke	62 mm	Air Inlet Port Size	M26x1,5	Through Drive	Gear	Water Inlet Port Size	M16x1,5
Swept Volume	352 cm ³	Air Delivery Port Size	M26x1,5	With ESS System	Yes	Water Delivery Port Size	M16x1,5

Complete Cylinderhead

CW.119.1000



MERCEDES BENZ : 000 130 12 15 / 001 130 52 19
WABCO : 412 352 922 2

Cylinder Up Head

CW.119.1020



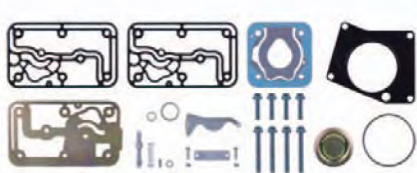
Cylinder Bottom Head

CW.119.1040



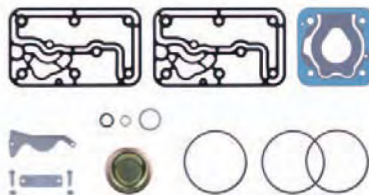
Full Repair Kit

CW.119.901



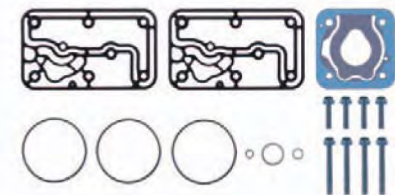
Repair Kit

CW.119.903



Repair Kit

CW.119.911



MERCEDES BENZ : 001 130 26 15
WABCO : 412 352 923 2



Piston & Ring 85.00 mm CW.109.350

85.25 mm CW.109.960

85.50 mm CW.109.970

MERCEDES BENZ : 000 130 34 17 / 000 130 53 17
WABCO : 911 501 624 2 / 911 501 625 2

Piston 85.00 mm CW.109.351

85.25 mm CW.109.961

85.50 mm CW.109.971

Ring 85.00 mm CW.109.352

2.00+2.00+4.00

85.25 mm CW.109.962

85.50 mm CW.109.972

MERCEDES BENZ : 001 131 11 11
WABCO : 911 501 920 2

Crankcase CW.119.4010

WABCO : 412 905 011 2 / 412 352 011 6

Connecting Rod CW.123.501

MERCEDES BENZ : 000 131 25 17
WABCO : 911 145 738 2

Crankshaft CW.119.601

WABCO : 412 905 690 4

Bushing CW.123.434

WABCO : 911 553 204 4

Gear CW.119.606

Ø84.60 Z:27

Top View

Bottom View

MERCEDES BENZ : 457 132 09 05
WABCO : 895 905 188 4

Rear Cover CW.123.7002

MERCEDES BENZ : 000 131 29 32
WABCO : 411 147 603 4

Repair Kit CW.167.903

Reed Valve Kit CW.119.906

Nut CW.111.603

M20x1.5 Left Hand

MERCEDES BENZ : 002 990 66 50
WABCO : 810 341 003 4

MERCEDES BENZ AXOR OM 457

Single Cylinder Compressor
 Ø85,00 mm 352 cc

CW.136.000

MERCEDES BENZ
 457 130 26 15
 WABCO
 412 352 016 0

CW.168.000

MERCEDES BENZ
 457 130 45 15
 WABCO
 412 352 027 0

VEHICLE APPLICATION
 AXOR
 OM 457



CW.136.000

CW.168.000

*** Version for Trucks, Air Delivery Port on Rear Side

Cylinder Bore	Ø85.00	Number of Cylinders	1	Water or Air Cooled	Water	Unloader Port Size	M12x1,5
Stroke	62 mm	Air Inlet Port Size	M26x1,5	Through Drive	Gear	Water Inlet Port Size	M16x1,5
Swept Volume	352 cm ³	Air Delivery Port Size	M26x1,5	With ESS System	Yes	Water Delivery Port Size	M16x1,5

Complete Cylinderhead **CW.167.1000**



MERCEDES BENZ : 000 130 12 15 / 001 130 52 19
 WABCO : 412 352 922 2

Cylinder Up Head **CW.119.1020**



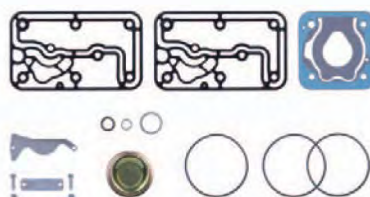
Cylinder Bottom Head **CW.119.1040**



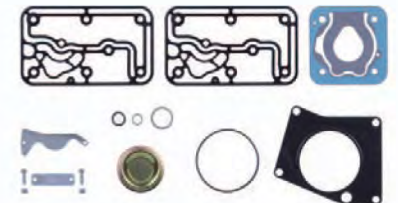
Cooling Plate **CW.119.238**



Repair Kit **CW.119.903**



Repair Kit **CW.167.903**





Piston & Ring 85.00 mm CW.109.350




85.25 mm CW.109.960

85.50 mm CW.109.970

MERCEDES BENZ : 000 130 34 17 / 000 130 53 17
WABCO : 911 501 624 2 / 911 501 625 2

Piston 85.00 mm CW.109.351




85.25 mm CW.109.961

85.50 mm CW.109.971

Ring 85.00 mm CW.109.352

2.00+2.00+4.00



85.25 mm CW.109.962

85.50 mm CW.109.972

MERCEDES BENZ : 001 131 11 11
WABCO : 911 501 920 2

Crankcase CW.167.4010



WABCO : 412 905 011 2 / 412 352 011 6

Connecting Rod CW.123.501



MERCEDES BENZ : 000 131 25 17
WABCO : 911 145 738 2

Crankshaft CW.119.601



WABCO : 412 905 690 4

Bushing CW.123.434



WABCO : 911 553 204 4

Gear CW.119.606

Ø84.60 Z:27

Top View



Bottom View

MERCEDES BENZ : 457 132 09 05
WABCO : 895 905 188 4

Rear Cover CW.123.7002



MERCEDES BENZ : 000 131 29 32
WABCO : 411 147 603 4

Flange Gasket CW.167.461



MERCEDES BENZ : 457 131 01 80

Sump Cover CW.123.751

Ø72.00 mm



MERCEDES BENZ : 000 131 23 21
WABCO : 895 073 589 4

Unloader Valve Kit CW.118.921



MERCEDES BENZ AXOR 1840 - AXOR 3240

Single Cylinder Compressor
 Ø85,00 mm 318 cc

CW.140.000

MERCEDES BENZ
 457 130 05 15

WABCO
 911 153 001 0

VEHICLE APPLICATION

AXOR 1840
 AXOR 3240




Cylinder Bore	Ø85.00	Number of Cylinders	1	Water or Air Cooled	Water	Unloader Port Size	-
Stroke	56 mm	Air Inlet Port Size	M26x1,5	Through Drive	Gear	Water Inlet Port Size	M14x1,5
Swept Volume	318 cm ³	Air Delivery Port Size	M26x1,5	With ESS System	-	Water Delivery Port Size	M14x1,5

Complete Cylinderhead CW.140.1000	Cylinder Up Head CW.140.1020	Cylinder Bottom Head CW.116.1040
MERCEDES BENZ : 000 131 49 19 WABCO : 411 151 800 2 / 411 151 801 2	MERCEDES BENZ : 000 131 22 21 WABCO : 411 151 654 4	MERCEDES BENZ : 000 131 08 09 / 000 131 09 09 WABCO : 411 151 652 2

Full Repair Kit CW.140.901	Repair Kit CW.140.903	Repair Kit CW.140.904
	WABCO : 911 153 933 2 / 411 151 921 2 / 411 151 001 2	



Piston & Ring 85.00 mm CW.109.350




85.25 mm CW.109.960

85.50 mm CW.109.970

MERCEDES BENZ : 000 130 34 17 / 000 130 53 17
WABCO : 911 501 624 2 / 911 501 625 2

Piston 85.00 mm CW.109.351




85.25 mm CW.109.961

85.50 mm CW.109.971

Ring 85.00 mm CW.109.352

2.00+2.00+4.00



85.25 mm CW.109.962

85.50 mm CW.109.972

MERCEDES BENZ : 001 131 11 11
WABCO : 911 501 920 2

Crankcase **CW.140.4010**



WABCO : 911 153 013 2

Connecting Rod **CW.109.501**



MERCEDES BENZ : 000 131 24 17
WABCO : 911 145 737 2

Crankshaft **CW.140.601**



WABCO : 911 153 692 2

Bushing **CW.140.434**

46x22x24.5



WABCO : 911 153 340 4

Gear **CW.140.606**

Ø79.00 Z:25

Top View



Bottom View

MERCEDES BENZ : 457 132 00 05
WABCO : 895 905 210 4

Rear Cover **CW.123.7002**



MERCEDES BENZ : 000 131 29 32
WABCO : 411 147 603 4

Gasket Kit **CW.140.905**



WABCO : 411 153 000 2 / 911 153 934 2

Reed Valve Kit **CW.116.906**



Crankshaft Bolt **CW.122.603**

M18x30



MERCEDES BENZ UNIMOG

Single Cylinder Compressor
 Ø75,00 mm 159 cc

CW.143.000

MERCEDES BENZ
 003 131 50 01

WABCO
 411 141 640 0

VEHICLE APPLICATION
 UNIMOG



Cylinder Bore	Ø75.00	Number of Cylinders	1	Water or Air Cooled	Air	Unloader Port Size	-
Stroke	36 mm	Air Inlet Port Size	M26x1,5	Through Drive	Pulley	Water Inlet Port Size	-
Swept Volume	159cm ³	Air Delivery Port Size	M26x1,5	With ESS System	-	Water Delivery Port Size	-

Complete Cylinderhead

CW.102.1000



Cylinderhead

CW.102.1010

Top View



Bottom View

MERCEDES BENZ : 000 130 27 19 / 000 131 33 19
 WABCO : 411 141 651 4

Valve Plate

CW.102.200



MERCEDES BENZ : 000 130 44 20 / 000 130 49 20
 WABCO : 411 141 501 2

Valve Plate

CW.102.2010



Repair Kit

CW.102.903



Repair Kit

CW.102.912



MERCEDES : 000 130 16 15
 WABCO : 411 140 002 2



Piston & Ring 75.00 mm CW.108.350

75.25 mm CW.108.960

75.50 mm CW.108.970




MERCEDES BENZ : 000 131 16 07
WABCO : 411 141 623 2

Piston 75.00 mm CW.108.351

75.25 mm CW.108.961

75.50 mm CW.108.971




Ring 75.00 mm CW.108.352

2.00+2.00+4.00

75.25 mm CW.108.962

75.50 mm CW.108.972



Crankcase CW.143.4010



Connecting Rod CW.187.501



MERCEDES BENZ : 000 131 15 17
WABCO : 411 141 927 2

Crankshaft CW.187.601



MERCEDES BENZ : 000 131 39 16
WABCO : 411 141 690 4

Rear Bushing CW.103.434



MERCEDES BENZ : 000 131 38 50

Front Bushing CW.101.434



MERCEDES BENZ : 000 131 39 16
WABCO : 411 034 570 4 / 411 522 340 4

Flange Cover CW.102.7001



MERCEDES BENZ : 000 131 24 32
WABCO : 411 141 923 2

Reed Valve Kit CW.102.906



MERCEDES BENZ OM 352

Single Cylinder Compressor
 Ø77,00 mm - Ø94,00 mm

CW.155.000

MERCEDES BENZ
 352 130 00 15
 77mm
 Some Parts Available Only

CW.156.000

MERCEDES BENZ
 352 130 06 15
 352 130 02 15
 94mm

VEHICLE APPLICATION

OM 352
 UNIMOG



CW.155.000



CW.156.000

*** CW.155.000 - Cylinder head, Liner, Piston, Kits Available Only
 Complete Compressor is NOT Available

Cylinder Bore	Ø94.00	Number of Cylinders	1	Water or Air Cooled	Air	Unloader Port Size	-
Stroke	-	Air Inlet Port Size	M22x1,5	Through Drive	-	Water Inlet Port Size	-
Swept Volume	-	Air Delivery Port Size	M22x1,5	With ESS System	-	Water Delivery Port Size	-

Complete Cylinderhead

CW.155.1000



MERCEDES BENZ : 352 130 00 19

Cylinderhead

CW.156.1000



MERCEDES BENZ : 352 130 03 19

Repair Kit

CW.155.903



MERCEDES BENZ : 044 586 05 13

Repair Kit

CW.156.903



MERCEDES BENZ : 352 130 02 20 / 352 130 01 20 / 352 130 03 20

Gasket Kit

CW.156.905



Valve Kit

CW.156.906



MERCEDES BENZ : 352 586 01 13
 WABCO : 411 003 008 2



Piston & Ring 77.00 mm CW.155.350

Iron Piston Only

MERCEDES BENZ : 321 131 13 07

Piston 77.00 mm CW.155.351

Iron Piston Only

MERCEDES BENZ : 321 131 13 07

Ring 77.00 mm CW.155.352

2.50+2.50+2.50+2.50

MERCEDES BENZ : 343 131 00 11

Piston & Ring 94.00 mm CW.156.350

MERCEDES BENZ : 352 130 01 17

Piston 94.00 mm CW.156.351

MERCEDES BENZ : 352 130 01 17

Ring 94.00 mm CW.156.352

2.50+2.50+2.50

MERCEDES BENZ : 000 131 78 11

Cylinder Liner Set CW.155.300

STD. Piston & Ring, 77mm 4 Hole Liner

MERCEDES BENZ : 352 130 02 08

Cylinder Liner CW.155.3010

MERCEDES BENZ : 344 131 70 02

Cylinder Liner Set CW.156.300

STD. Piston & Ring, 94mm Liner

MERCEDES BENZ : 352 130 01 08

Cylinder Liner CW.156.3010

MERCEDES BENZ : 352 131 30 02

Connecting Rod CW.156.500

MERCEDES BENZ : 352 130 02 16 / 000 131 15 17

Con Rod Bearing CW.156.507

MERCEDES BENZ : 352 131 25 33

MERCEDES BENZ OM 906 LA - OM 924 LA - OM 926 LA

Single Cylinder Compressor
 Ø85,00 mm 352 cc

CW.162.000

MERCEDES BENZ
 906 130 13 15
 906 130 14 15

WABCO
 412 352 001 0
 412 352 002 0

CW.165.000

MERCEDES BENZ
 906 130 43 15

WABCO
 412 352 025 0

VEHICLE APPLICATION

OM 906 LA
 OM 924 LA
 OM 926 LA
 CITARO



CW.162.000

***Right Hand Thread Crankshaft



CW.165.000

***Left Hand Thread Crankshaft

Cylinder Bore	Ø85.00	Number of Cylinders	1	Water or Air Cooled	Water	Unloader Port Size	M12x1,5
Stroke	62 mm	Air Inlet Port Size	Ø30	Through Drive	Gear	Water Inlet Port Size	M14x1,5
Swept Volume	352 cm ³	Air Delivery Port Size	M26x1,5	With ESS System	Yes	Water Delivery Port Size	M14x1,5

Complete Cylinderhead

CW.165.1000



MERCEDES BENZ : 000 131 54 19
 WABCO : 412 352 801 2

Cylinder Up Head

CW.165.1020

Top View



Bottom View

Cylinder Bottom Head

CW.165.1040

Top View



Bottom View

Full Repair Kit

CW.165.903



Repair Kit

CW.165.904




Gasket Kit

CW.165.905



MERCEDES BENZ : 000 130 74 15
 WABCO : 412 352 000 2 / 412 352 006 2

Piston & Ring 85.00 mm CW.109.350




85.25 mm CW.109.960

85.50 mm CW.109.970

MERCEDES BENZ : 000 130 34 17 / 000 130 53 17
WABCO : 911 501 624 2 / 911 501 625 2

Piston 85.00 mm CW.109.351




85.25 mm CW.109.961

85.50 mm CW.109.971

Ring 85.00 mm CW.109.352

2.00+2.00+4.00



85.25 mm CW.109.962

85.50 mm CW.109.972

MERCEDES BENZ : 001 131 11 11
WABCO : 911 501 920 2

Crankcase CW.117.4010



WABCO : 411 154 012 6 / 412 352 016 2

Connecting Rod CW.123.501



MERCEDES BENZ : 000 131 25 17
WABCO : 911 145 738 2

Crankshaft CW.117.601

*** Left Hand Thread



MERCEDES BENZ : 000 131 65 16
WABCO : 411 154 690 4 / 412 352 698 4

Bushing CW.117.434

39x35x22



MERCEDES BENZ : 000 131 44 50
WABCO : 411 151 340 4

Gear CW.117.606

Ø116.20 Z:39

Top View



Bottom View

MERCEDES BENZ : 906 132 03 05
WABCO : 895 905 169 4

Rear Cover CW.123.7002



MERCEDES BENZ : 000 131 29 32
WABCO : 411 147 603 4

Crankcase CW.162.4010



Crankshaft CW.162.601

*** Right Hand Thread



Reed Valve Kit CW.119.906



MERCEDES BENZ AXOR OM 457

Twin Cylinder Compressor
 Ø85,00 mm 636 cc

CW.171.000

MERCEDES BENZ
 457 130 29 15
 WABCO
 911 553 200 0

CW.172.000

MERCEDES BENZ
 457 130 47 15
 WABCO
 911 553 203 0

VEHICLE APPLICATION

AXOR OM457
 TRAVEGO 15
 TOURISMO 15
 SETRA 415
 CITARO 18M



Cylinder Bore	Ø85.00	Number of Cylinders	2	Water or Air Cooled	Water	Unloader Port Size	-
Stroke	56 mm	Air Inlet Port Size	M26x1,5	Through Drive	Gear	Water Inlet Port Size	M16x1,5
Swept Volume	636 cm ³	Air Delivery Port Size	M26x1,5	With ESS System	-	Water Delivery Port Size	M16x1,5

Complete Cylinderhead **CW.171.1000**

MERCEDES BENZ : 001 130 25 15
 WABCO : 911 553 924 2

Cylinder Up Head **CW.171.1020**

Top View
 Bottom View

Cylinder Bottom Head **CW.171.1040**

Top View
 Bottom View

** Water Inlet Port Size M16


Cooling Plate **CW.123.238**

Repair Kit **CW.171.901**

Repair Kit **CW.171.903**



Piston & Ring 85.00 mm CW.109.350




85.25 mm CW.109.960

85.50 mm CW.109.970

MERCEDES BENZ : 000 130 34 17 / 000 130 53 17
WABCO : 911 501 624 2 / 911 501 625 2

Piston 85.00 mm CW.109.351




85.25 mm CW.109.961

85.50 mm CW.109.971

Ring 85.00 mm CW.109.352

2.00+2.00+4.00



85.25 mm CW.109.962

85.50 mm CW.109.972

MERCEDES BENZ : 001 131 11 11
WABCO : 911 501 920 2

Crankcase CW.123.4010



Connecting Rod CW.123.501



MERCEDES BENZ : 000 131 25 17
WABCO : 911 145 738 2

Crankshaft CW.123.601



WABCO : 911 553 694 4

Bushing CW.123.434



WABCO : 911 553 204 4

Gear CW.119.606

Ø84.60 Z:27

Top View



Bottom View

MERCEDES BENZ : 457 132 09 05
WABCO : 895 905 188 4

Rear Cover CW.123.7002



MERCEDES BENZ : 000 131 29 32
WABCO : 411 147 603 4

Gasket Kit CW.171.911



MERCEDES BENZ : 001 130 28 15 / 001 130 23 15
WABCO : 911 553 923 2 / 911 553 925 2

Reed Valve Kit CW.171.906



Nut CW.111.603

M20x1.5 Left Hand



MERCEDES BENZ : 002 990 66 50
WABCO : 810 341 003 4

MERCEDES BENZ AXOR OM 457 - CITARO

Twin Cylinder Compressor
 Ø85,00 mm 636 cc

CW.173.000

MERCEDES BENZ
 457 130 36 15
 WABCO
 912 510 100 0

CW.175.000

MERCEDES BENZ
 457 130 48 15
 WABCO
 912 510 103 0

VEHICLE APPLICATION
 AXOR
 OM 457
 CITARO



*** Version for Buses, Air Delivery Port on Top

Cylinder Bore	Ø85.00	Number of Cylinders	2	Water or Air Cooled	Water	Unloader Port Size	M12x1,0
Stroke	56 mm	Air Inlet Port Size	M26x1,5	Through Drive	Gear	Water Inlet Port Size	M16x1,5
Swept Volume	636 cm ³	Air Delivery Port Size	M26x1,5	With ESS System	Yes	Water Delivery Port Size	M16x1,5

Complete Cylinderhead

CW.176.1000



MERCEDES BENZ : 001 130 25 15
 WABCO : 911 553 924 2

Cylinder Up Head

CW.176.1020



Cylinder Bottom Head

CW.173.1040



** Water Outlet Port Size M16

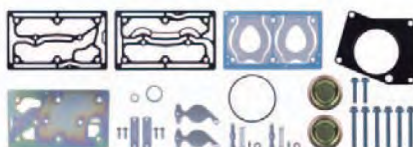
Cooling Plate

CW.176.238



Repair Kit

CW.176.901



Repair Kit

CW.176.903





Piston & Ring 85.00 mm CW.109.350




85.25 mm CW.109.960

85.50 mm CW.109.970

MERCEDES BENZ : 000 130 34 17 / 000 130 53 17
WABCO : 911 501 624 2 / 911 501 625 2

Piston 85.00 mm CW.109.351




85.25 mm CW.109.961

85.50 mm CW.109.971

Ring 85.00 mm CW.109.352

2.00+2.00+4.00



85.25 mm CW.109.962

85.50 mm CW.109.972

MERCEDES BENZ : 001 131 11 11
WABCO : 911 501 920 2

Crankcase CW.176.4010



Connecting Rod CW.123.501



MERCEDES BENZ : 000 131 25 17
WABCO : 911 145 738 2

Crankshaft CW.123.601



WABCO : 911 553 694 4

Bushing CW.123.434



WABCO : 911 553 204 4

Gear CW.119.606

Ø84.60 Z:27

Top View



Bottom View

MERCEDES BENZ : 457 132 09 05
WABCO : 895 905 188 4

Rear Cover CW.123.720



MERCEDES BENZ : 000 131 29 32
WABCO : 411 147 603 4

Gasket Kit CW.176.911



WABCO : 912 510 921 2

Reed Valve Kit CW.176.906



Unloader Valve Kit CW.176.9210



MERCEDES BENZ AXOR OM 457 - CITARO

Twin Cylinder Compressor
 Ø85,00 mm 636 cc

CW.174.000

MERCEDES BENZ
 457 130 37 15
 WABCO
 912 510 101 0

CW.176.000

MERCEDES BENZ
 457 130 49 15
 WABCO
 912 510 104 0

VEHICLE APPLICATION
 AXOR
 OM 457
 CITARO



*** Version for Trucks, Air Delivery Port on Rear Side

Cylinder Bore	Ø85.00	Number of Cylinders	2	Water or Air Cooled	Water	Unloader Port Size	M12x1,0
Stroke	56 mm	Air Inlet Port Size	M26x1,5	Through Drive	Gear	Water Inlet Port Size	M16x1,5
Swept Volume	636 cm ³	Air Delivery Port Size	M26x1,5	With ESS System	Yes	Water Delivery Port Size	M16x1,5

Complete Cylinderhead

CW.176.1000



MERCEDES BENZ : 001 130 25 15
 WABCO : 911 553 924 2

Cylinder Up Head

CW.176.1020



Cylinder Bottom Head

CW.173.1040



** Water Outlet Port Size M16

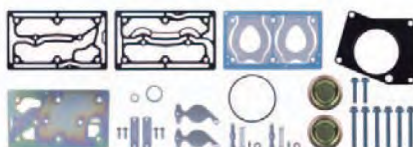
Cooling Plate

CW.176.238




Repair Kit

CW.176.901



Repair Kit

CW.176.903





Piston & Ring 85.00 mm CW.109.350

85.25 mm CW.109.960

85.50 mm CW.109.970

MERCEDES BENZ : 000 130 34 17 / 000 130 53 17
WABCO : 911 501 624 2 / 911 501 625 2

Piston 85.00 mm CW.109.351

85.25 mm CW.109.961

85.50 mm CW.109.971

Ring 85.00 mm CW.109.352

2.00+2.00+4.00

85.25 mm CW.109.962

85.50 mm CW.109.972

MERCEDES BENZ : 001 131 11 11
WABCO : 911 501 920 2

Crankcase CW.176.4010

Connecting Rod CW.123.501

MERCEDES BENZ : 000 131 25 17
WABCO : 911 145 738 2

Crankshaft CW.123.601

WABCO : 911 553 694 4

Bushing CW.123.434

WABCO : 911 553 204 4

Gear CW.119.606

Ø84.60 Z:27

Top View

Bottom View

MERCEDES BENZ : 457 132 09 05
WABCO : 895 905 188 4

Rear Cover CW.123.7002

MERCEDES BENZ : 000 131 29 32
WABCO : 411 147 603 4

Gasket Kit CW.176.911

WABCO : 912 510 921 2

Reed Valve Kit CW.176.906

Unloader Valve Kit CW.176.9210

MERCEDES BENZ OM 906 LA - OM 926 LA

Twin Cylinder Compressor
 Ø85,00 mm 636 cc

CW.183.000

MERCEDES BENZ
 906 130 16 15

WABCO
 412 636 001 0

VEHICLE APPLICATION
 OM906
 CITARO 12M



Cylinder Bore	Ø85.00	Number of Cylinders	2	Water or Air Cooled	Water	Unloader Port Size	M12x1,0
Stroke	56 mm	Air Inlet Port Size	Ø30	Through Drive	Gear	Water Inlet Port Size	M14x1,5
Swept Volume	636 cm ³	Air Delivery Port Size	M26x1,5	With ESS System	Yes	Water Delivery Port Size	M16x1,5

Complete Cylinderhead

CW.183.1000



MERCEDES BENZ : 001 131 56 19
 WABCO : 412 636 920 2

Cylinder Up Head

CW.183.1020



Cylinder Bottom Head

CW.183.1040



** Water Inlet Port Size M14

Full Repair Kit

CW.183.238



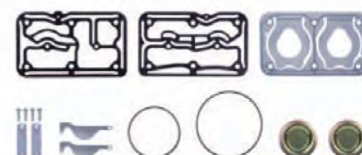
Repair Kit

CW.183.901




Repair Kit

CW.183.903





Piston & Ring 85.00 mm CW.109.350




85.25 mm CW.109.960

85.50 mm CW.109.970

MERCEDES BENZ : 000 130 34 17 / 000 130 53 17
WABCO : 911 501 624 2 / 911 501 625 2

Piston 85.00 mm CW.109.351




85.25 mm CW.109.961

85.50 mm CW.109.971

Ring 85.00 mm CW.109.352

2.00+2.00+4.00



85.25 mm CW.109.962

85.50 mm CW.109.972

MERCEDES BENZ : 001 131 11 11
WABCO : 911 501 920 2

Crankcase CW.183.4010



Connecting Rod CW.109.501



MERCEDES BENZ : 000 131 24 17
WABCO : 911 145 737 2

Crankshaft CW.183.601



WABCO : 411 553 924 2

Bushing CW.117.434

39x35x22



MERCEDES BENZ : 000 131 44 50
WABCO : 411 151 340 4

Gear CW.117.606

Ø116.20 Z:39

Top View



Bottom View

MERCEDES BENZ : 906 132 03 05
WABCO : 895 905 169 4

Rear Cover CW.123.7002



MERCEDES BENZ : 000 131 29 32
WABCO : 411 147 603 4

Repair Kit CW.183.904



Gasket Kit CW.183.905



MERCEDES BENZ : 001 130 35 15
WABCO : 412 636 921 2

Nut CW.116.603

M20x1.5 Right Hand



MERCEDES BENZ OM 926 LA - CITARO - TOURINO - INTOURO

Twin Cylinder Compressor
 Ø85,00 mm 636 cc

CW.191.000

MERCEDES BENZ
 906 130 25 15
 WABCO
 912 510 000 0

CW.192.000

MERCEDES BENZ
 906 130 46 15
 WABCO
 912 510 001 0


VEHICLE APPLICATION

OM 906 LA
 OM 906 HLA
 OM 926 LA
 TOURNO
 CITARO
 INTOURO



Cylinder Bore	Ø85.00	Number of Cylinders	2	Water or Air Cooled	Water	Unloader Port Size	M12x1,0
Stroke	56 mm	Air Inlet Port Size	Ø30	Through Drive	Gear	Water Inlet Port Size	M14x1,5
Swept Volume	636 cm ³	Air Delivery Port Size	M26x1,5	With ESS System	Yes	Water Delivery Port Size	M16x1,5

Complete Cylinderhead **CW.191.1000**



WABCO : 912 510 922 2

Cylinder Up Head **CW.191.1020**



Cylinder Bottom Head **CW.191.1040**



** Water Inlet Port Size M14

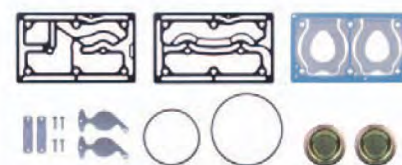
Full Repair Kit **CW.191.238**



Repair Kit **CW.191.901**



Repair Kit **CW.191.903**





Piston & Ring 85.00 mm CW.109.350




85.25 mm CW.109.960

85.50 mm CW.109.970

MERCEDES BENZ : 000 130 34 17 / 000 130 53 17
WABCO : 911 501 624 2 / 911 501 625 2

Piston 85.00 mm CW.109.351




85.25 mm CW.109.961

85.50 mm CW.109.971

Ring 85.00 mm CW.109.352

2.00+2.00+4.00



85.25 mm CW.109.962

85.50 mm CW.109.972

MERCEDES BENZ : 001 131 11 11
WABCO : 911 501 920 2

Crankcase CW.191.4010



Connecting Rod CW.109.501



MERCEDES BENZ : 000 131 24 17
WABCO : 911 145 737 2

Crankshaft CW.183.601



WABCO : 411 553 924 2

Bushing CW.117.434

39x35x22



MERCEDES BENZ : 000 131 44 50
WABCO : 411 151 340 4

Gear CW.117.606

Ø116.20 Z:39

Top View



Bottom View

MERCEDES BENZ : 906 132 03 05
WABCO : 895 905 169 4

Rear Cover CW.123.7002



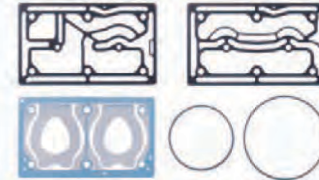
MERCEDES BENZ : 000 131 29 32
WABCO : 411 147 603 4

Repair Kit CW.191.904



MERCEDES BENZ : 001 130 35 15
WABCO : 412 636 921 2

Gasket Kit CW.191.905



MERCEDES BENZ : 001 130 35 15
WABCO : 412 636 921 2

Nut CW.116.603

M20x1.5 Right Hand



MERCEDES BENZ AXOR OM 906

Twin Cylinder Compressor
 Ø85,00 mm 636 cc

CW.194.000

MERCEDES BENZ
 906 130 16 15
 906 130 21 15

WABCO
 412 636 000 0

CW.195.000

MERCEDES BENZ
 906 130 45 15

WABCO
 412 636 003 0

VEHICLE APPLICATION

AXOR
 OM906



CW.194.000



CW.195.000

Cylinder Bore	Ø85.00	Number of Cylinders	2	Water or Air Cooled	Water	Unloader Port Size	M12x1,0
Stroke	56 mm	Air Inlet Port Size	Ø30	Through Drive	Gear	Water Inlet Port Size	M14x1,5
Swept Volume	636 cm ³	Air Delivery Port Size	M26x1,5	With ESS System	Yes	Water Delivery Port Size	M16x1,5

Complete Cylinderhead

CW.195.1000



MERCEDES BENZ : 000 131 55 19
 WABCO : 412 636 001 2

Cylinder Up Head

CW.124.1020



Cylinder Bottom Head

CW.195.1040



** Water Inlet Port Size M14

Full Repair Kit

CW.194.901



Repair Kit

CW.194.903




Reed Valve Kit

CW.122.906





Piston & Ring 85.00 mm CW.109.350




85.25 mm CW.109.960

85.50 mm CW.109.970

MERCEDES BENZ : 000 130 34 17 / 000 130 53 17
WABCO : 911 501 624 2 / 911 501 625 2

Piston 85.00 mm CW.109.351




85.25 mm CW.109.961

85.50 mm CW.109.971

Ring 85.00 mm CW.109.352

2.00+2.00+4.00



85.25 mm CW.109.962

85.50 mm CW.109.972

MERCEDES BENZ : 001 131 11 11
WABCO : 911 501 920 2

Crankcase CW.183.4010



Connecting Rod CW.109.501



MERCEDES BENZ : 000 131 24 17
WABCO : 911 145 737 2

Crankshaft CW.183.601



WABCO : 411 553 924 2

Bushing CW.117.434

39x35x22



MERCEDES BENZ : 000 131 44 50
WABCO : 411 151 340 4

Gear CW.117.606

Ø116.20 Z:39

Top View



Bottom View

MERCEDES BENZ : 906 132 03 05
WABCO : 895 905 169 4

Rear Cover CW.123.7002



MERCEDES BENZ : 000 131 29 32
WABCO : 411 147 603 4

Crankcase CW.195.400



Gasket Kit CW.194.905



Nut CW.116.603

M20x1.5 Right Hand



MERCEDES BENZ OM 906 LA - OM 926 LA

Twin Cylinder Compressor
 Ø85,00 mm 636 cc

CW.196.000

MERCEDES BENZ
 906 130 15 15
 WABCO
 411 553 001 0

CW.247.000

MERCEDES BENZ
 906 130 18 15
 WABCO
 411 553 002 0

VEHICLE APPLICATION
 OM906
 CITARO 12M



Cylinder Bore	Ø85.00	Number of Cylinders	2	Water or Air Cooled	Water	Unloader Port Size	-
Stroke	56 mm	Air Inlet Port Size	Ø30	Through Drive	Gear	Water Inlet Port Size	M14x1,5
Swept Volume	636 cm ³	Air Delivery Port Size	M26x1,5	With ESS System	-	Water Delivery Port Size	M16x1,5

Complete Cylinderhead

CW.196.1000



MERCEDES BENZ : 001 131 56 19
 WABCO : 412 636 920 2

Cylinder Up Head

CW.196.1020



Cylinder Bottom Head

CW.196.1040



** Water Inlet Port Size M14

Full Repair Kit

CW.183.238



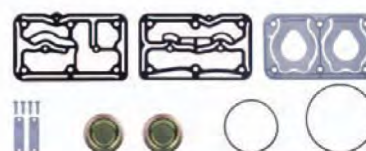
Repair Kit

CW.196.901




Repair Kit

CW.196.903





Piston & Ring 85.00 mm CW.109.350




85.25 mm CW.109.960

85.50 mm CW.109.970

MERCEDES BENZ : 000 130 34 17 / 000 130 53 17
WABCO : 911 501 624 2 / 911 501 625 2

Piston 85.00 mm CW.109.351




85.25 mm CW.109.961

85.50 mm CW.109.971

Ring 85.00 mm CW.109.352

2.00+2.00+4.00



85.25 mm CW.109.962

85.50 mm CW.109.972

MERCEDES BENZ : 001 131 11 11
WABCO : 911 501 920 2

Crankcase CW.183.4010



Connecting Rod CW.109.501



MERCEDES BENZ : 000 131 24 17
WABCO : 911 145 737 2

Crankshaft CW.183.601



WABCO : 411 553 924 2

Bushing CW.117.434

39x35x22



MERCEDES BENZ : 000 131 44 50
WABCO : 411 151 340 4

Gear CW.117.606

Ø116.20 Z:39

Top View



Bottom View

MERCEDES BENZ : 906 132 03 05
WABCO : 895 905 169 4

Rear Cover CW.123.7002



MERCEDES BENZ : 000 131 29 32
WABCO : 411 147 603 4

Repair Kit CW.196.904



Gasket Kit CW.183.905



MERCEDES BENZ : 001 130 35 15
WABCO : 412 636 921 2

Nut CW.116.603

M20x1.5 Right Hand



MERCEDES BENZ AXOR OM 906

Twin Cylinder Compressor
 Ø85,00 mm 636 cc

CW.197.000

MERCEDES BENZ
 906 130 10 15

WABCO
 412 636 000 0

VEHICLE APPLICATION
 AXOR
 OM906



Cylinder Bore	Ø85.00	Number of Cylinders	2	Water or Air Cooled	Water	Unloader Port Size	-
Stroke	56 mm	Air Inlet Port Size	Ø30	Through Drive	Gear	Water Inlet Port Size	M14x1,5
Swept Volume	636 cm ³	Air Delivery Port Size	M26x1,5	With ESS System	-	Water Delivery Port Size	M16x1,5

Complete Cylinderhead

CW.197.1000

***Cylinderhead without ESS System



MERCEDES BENZ : 000 131 55 19
 WABCO : 412 636 001 2

Cylinder Up Head

CW.197.1020

Top View



Bottom View

Cylinder Bottom Head

CW.196.1040

Top View



Bottom View

** Water Inlet Port Size M14

Full Repair Kit

CW.197.901



Repair Kit

CW.197.903




Repair Kit

CW.197.904





Piston & Ring 85.00 mm CW.109.350




85.25 mm CW.109.960

85.50 mm CW.109.970

MERCEDES BENZ : 000 130 34 17 / 000 130 53 17
WABCO : 911 501 624 2 / 911 501 625 2

Piston 85.00 mm CW.109.351




85.25 mm CW.109.961

85.50 mm CW.109.971

Ring 85.00 mm CW.109.352

2.00+2.00+4.00



85.25 mm CW.109.962

85.50 mm CW.109.972

MERCEDES BENZ : 001 131 11 11
WABCO : 911 501 920 2

Crankcase **CW.183.4010**



Connecting Rod **CW.109.501**



MERCEDES BENZ : 000 131 24 17
WABCO : 911 145 737 2

Crankshaft **CW.183.601**



WABCO : 411 553 924 2

Bushing **CW.117.434**

39x35x22



MERCEDES BENZ : 000 131 44 50
WABCO : 411 151 340 4

Gear **CW.117.606**

Ø116.20 Z:39

Top View



Bottom View

MERCEDES BENZ : 906 132 03 05
WABCO : 895 905 169 4

Rear Cover **CW.123.7002**



MERCEDES BENZ : 000 131 29 32
WABCO : 411 147 603 4

Gasket Kit **CW.197.905**



MERCEDES BENZ : 000 130 69 15
WABCO : 411 553 000 2

Reed Valve Kit **CW.197.906**



Nut **CW.116.603**

M20x1.5 Right Hand



MERCEDES BENZ OM 906 LA - OM 926 LA

Twin Cylinder Compressor
 Ø85,00 mm 636 cc

CW.198.000

MERCEDES BENZ
 906 130 47 15

WABCO
 411 553 003 0

CW.248.000

MERCEDES BENZ
 906 130 52 15

WABCO
 411 553 004 0

VEHICLE APPLICATION

OM906
 CITARO 12M



Cylinder Bore	Ø85.00	Number of Cylinders	2	Water or Air Cooled	Water	Unloader Port Size	-
Stroke	56 mm	Air Inlet Port Size	Ø30	Through Drive	Gear	Water Inlet Port Size	M14x1,5
Swept Volume	636 cm ³	Air Delivery Port Size	M26x1,5	With ESS System	-	Water Delivery Port Size	M16x1,5

Complete Cylinderhead

CW.196.1000



MERCEDES BENZ : 001 131 56 19
 WABCO : 412 636 920 2

Cylinder Up Head

CW.196.1020



Cylinder Bottom Head

CW.196.1040



** Water Inlet Port Size M14

Full Repair Kit

CW.183.238



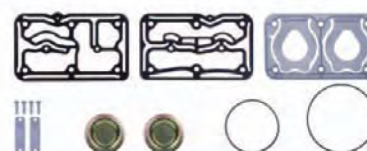
Repair Kit

CW.196.901



Repair Kit

CW.196.903





Piston & Ring 85.00 mm CW.109.350

85.25 mm CW.109.960

85.50 mm CW.109.970

MERCEDES BENZ : 000 130 34 17 / 000 130 53 17
WABCO : 911 501 624 2 / 911 501 625 2

Piston 85.00 mm CW.109.351

85.25 mm CW.109.961

85.50 mm CW.109.971

Ring 85.00 mm CW.109.352

2.00+2.00+4.00

85.25 mm CW.109.962

85.50 mm CW.109.972

MERCEDES BENZ : 001 131 11 11
WABCO : 911 501 920 2

Crankcase CW.195.4010

Connecting Rod CW.109.501

MERCEDES BENZ : 000 131 24 17
WABCO : 911 145 737 2

Crankshaft CW.183.601

WABCO : 411 553 924 2

Bushing CW.117.434

39x35x22

MERCEDES BENZ : 000 131 44 50
WABCO : 411 151 340 4

Gear CW.117.606

Ø116.20 Z:39

Top View

Bottom View

MERCEDES BENZ : 906 132 03 05
WABCO : 895 905 169 4

Rear Cover CW.123.7002

MERCEDES BENZ : 000 131 29 32
WABCO : 411 147 603 4

Repair Kit CW.196.904

Gasket Kit CW.183.905

MERCEDES BENZ : 001 130 35 15
WABCO : 412 636 921 2

Nut CW.116.603

M20x1.5 Right Hand

MERCEDES BENZ AXOR - ATEGO

Single Cylinder Compressor
 Ø85,00 mm 238 cc

CW.213.000

MERCEDES BENZ
 906 130 54 15

WABCO
 411 151 009 0

CW.246.000

MERCEDES BENZ
 906 130 50 15

WABCO
 411 151 012 0

VEHICLE APPLICATION

AXOR
 ATEGO



Cylinder Bore	Ø85.00	Number of Cylinders	1	Water or Air Cooled	Water	Unloader Port Size	-
Stroke	42 mm	Air Inlet Port Size	Ø30	Through Drive	Gear	Water Inlet Port Size	M14x1,5
Swept Volume	238 cm ³	Air Delivery Port Size	M26x1,5	With ESS System	-	Water Delivery Port Size	M14x1,5

Complete Cylinderhead

CW.213.1000



MERCEDES BENZ : 000 130 56 19
 WABCO : 411 154 002 2 / 411 154 801 2

Cylinder Up Head

CW.213.1020



Cylinder Bottom Head

CW.213.1040



Full Repair Kit

CW.213.901



Repair Kit

CW.213.903




Repair Kit

CW.213.904





Piston & Ring 85.00 mm CW.109.350




85.25 mm CW.109.960

85.50 mm CW.109.970

MERCEDES BENZ : 000 130 34 17 / 000 130 53 17
WABCO : 911 501 624 2 / 911 501 625 2

Piston 85.00 mm CW.109.351




85.25 mm CW.109.961

85.50 mm CW.109.971

Ring 85.00 mm CW.109.352

2.00+2.00+4.00



85.25 mm CW.109.962

85.50 mm CW.109.972

MERCEDES BENZ : 001 131 11 11
WABCO : 911 501 920 2

Crankcase CW.117.4010



WABCO : 411 154 012 6 / 412 352 016 2

Connecting Rod CW.112.501



MERCEDES BENZ : 000 131 27 17
WABCO : 411 151 732 2

Crankshaft CW.111.601



WABCO : 411 151 693 4

Bushing CW.117.434

39x35x22



MERCEDES BENZ : 000 131 44 50
WABCO : 411 151 340 4

Gear CW.117.606

Ø116.20 Z:39

Top View



Bottom View

MERCEDES BENZ : 906 132 03 05
WABCO : 895 905 169 4

Rear Cover CW.123.7002



MERCEDES BENZ : 000 131 29 32
WABCO : 411 147 603 4

Gasket Kit CW.213.905



Reed Valve Kit CW.117.906



Nut CW.111.603

M20x1.5 Left Hand



MERCEDES BENZ : 002 990 66 50
WABCO : 810 341 003 4

MERCEDES BENZ AXOR - ATEGO

Single Cylinder Compressor
 Ø85,00 mm 352 cc

CW.215.000

MERCEDES BENZ
 906 130 49 15
 906 130 60 15
 WABCO
 411 154 004 0

CW.245.000

MERCEDES BENZ
 906 130 51 15
 WABCO
 411 154 005 0

VEHICLE APPLICATION
 AXOR
 ATEGO



Cylinder Bore	Ø85.00	Number of Cylinders	1	Water or Air Cooled	Water	Unloader Port Size	-
Stroke	62 mm	Air Inlet Port Size	Ø30	Through Drive	Gear	Water Inlet Port Size	M14x1,5
Swept Volume	352 cm ³	Air Delivery Port Size	M26x1,5	With ESS System	-	Water Delivery Port Size	M14x1,5

Complete Cylinderhead **CW.213.1000**



MERCEDES BENZ : 000 130 56 19
 WABCO : 411 154 002 2 / 411 154 801 2

Cylinder Up Head **CW.213.1020**




Cylinder Bottom Head **CW.213.1040**



Full Repair Kit **CW.213.901**



Repair Kit **CW.213.903**



Repair Kit **CW.213.904**





Piston & Ring 85.00 mm CW.109.350

85.25 mm CW.109.960

85.50 mm CW.109.970

MERCEDES BENZ : 000 130 34 17 / 000 130 53 17
WABCO : 911 501 624 2 / 911 501 625 2

Piston 85.00 mm CW.109.351

85.25 mm CW.109.961

85.50 mm CW.109.971

Ring 85.00 mm CW.109.352

2.00+2.00+4.00

85.25 mm CW.109.962

85.50 mm CW.109.972

MERCEDES BENZ : 001 131 11 11
WABCO : 911 501 920 2

Crankcase CW.117.4010

WABCO : 411 154 012 6 / 412 352 016 2

Connecting Rod CW.123.501

MERCEDES BENZ : 000 131 25 17
WABCO : 911 145 738 2

Crankshaft CW.117.601

MERCEDES BENZ : 000 131 65 16
WABCO : 411 154 690 4 / 412 352 698 4

Bushing CW.117.434

39x35x22

MERCEDES BENZ : 000 131 44 50
WABCO : 411 151 340 4

Gear CW.117.606

Ø116.20 Z:39

Top View

Bottom View

MERCEDES BENZ : 906 132 03 05
WABCO : 895 905 169 4

Rear Cover CW.123.7002

MERCEDES BENZ : 000 131 29 32
WABCO : 411 147 603 4

Gasket Kit CW.213.905

Reed Valve Kit CW.117.906

Nut CW.111.603

M20x1.5 Left Hand

MERCEDES BENZ : 002 990 66 50
WABCO : 810 341 003 4

MERCEDES BENZ AXOR OM 457

Twin Cylinder Compressor
 Ø85,00 mm 636 cc

CW.239.000

MERCEDES BENZ
 457 130 58 15
 WABCO
 912 510 002 0

CW.240.000

MERCEDES BENZ
 476 130 02 15
 WABCO
 912 510 106 0

VEHICLE APPLICATION

AXOR OM457
 TRAVEGO 15
 TOURISMO 15
 SETRA 415
 CITARO 18M



Cylinder Bore	Ø85.00	Number of Cylinders	2	Water or Air Cooled	Water	Unloader Port Size	-
Stroke	56 mm	Air Inlet Port Size	M26x1,5	Through Drive	Gear	Water Inlet Port Size	M16x1,5
Swept Volume	636 cm ³	Air Delivery Port Size	M26x1,5	With ESS System	-	Water Delivery Port Size	M16x1,5

Complete Cylinderhead **CW.171.100**

MERCEDES BENZ : 001 130 25 15
 WABCO : 911 553 924 2

Cylinder Up Head **CW.171.1020**

Top View
 Bottom View

Cylinder Bottom Head **CW.171.1040**

Top View
 Bottom View

** Water Inlet Port Size M16


Cooling Plate **CW.123.238**

Repair Kit **CW.171.901**

Repair Kit **CW.171.903**



Piston & Ring 85.00 mm CW.109.350




85.25 mm CW.109.960

85.50 mm CW.109.970

MERCEDES BENZ : 000 130 34 17 / 000 130 53 17
WABCO : 911 501 624 2 / 911 501 625 2

Piston 85.00 mm CW.109.351




85.25 mm CW.109.961

85.50 mm CW.109.971

Ring 85.00 mm CW.109.352

2.00+2.00+4.00



85.25 mm CW.109.962

85.50 mm CW.109.972

MERCEDES BENZ : 001 131 11 11
WABCO : 911 501 920 2

Crankcase CW.177.400



Connecting Rod CW.123.500



MERCEDES BENZ : 000 131 25 17
WABCO : 911 145 738 2

Crankshaft CW.123.601



WABCO : 911 553 694 4

Bushing CW.123.434



WABCO : 911 553 204 4

Gear CW.119.606

Ø84.60 Z:27

Top View



Bottom View

MERCEDES BENZ : 457 132 09 05
WABCO : 895 905 188 4

Rear Cover CW.123.720



MERCEDES BENZ : 000 131 29 32
WABCO : 411 147 603 4

Gasket Kit CW.171.905



MERCEDES BENZ : 001 130 28 15 / 001 130 23 15
WABCO : 911 553 923 2 / 911 553 925 2

Reed Valve Kit CW.171.906



Nut MC202061FLX

M20x1.5 Left Hand



MERCEDES BENZ : 002 990 66 50
WABCO : 810 341 003 4

MERCEDES BENZ AXOR OM 457 - CITARO

Twin Cylinder Compressor
 Ø85,00 mm 636 cc


CW.241.000

MERCEDES BENZ
 457 130 69 15
 WABCO
 912 510 200 0

CW.242.000

MERCEDES BENZ
 457 130 55 15
 457 130 72 15
 WABCO
 912 510 105 0
 912 510 201 0

VEHICLE APPLICATION
 AXOR
 OM 457
 CITARO



CW.241.000

CW.242.000

*** CW.241.000 - Version for Buses, Air Delivery Port on Top
 *** CW.242.000 - Version for Trucks, Air Delivery Port on Rear Side

Cylinder Bore	Ø85.00	Number of Cylinders	2	Water or Air Cooled	Water	Unloader Port Size	-
Stroke	56 mm	Air Inlet Port Size	M26x1,5	Through Drive	Gear	Water Inlet Port Size	M16x1,5
Swept Volume	636 cm ³	Air Delivery Port Size	M26x1,5	With ESS System	-	Water Delivery Port Size	M16x1,5

Complete Cylinderhead **CW.241.100**



WABCO : 912 510 930 2

Cylinder Up Head **CW.241.1020**



Cylinder Bottom Head **CW.241.1040**



Cooling Plate **CW.241.238**




Repair Kit **CW.241.901**



Repair Kit **CW.241.903**



Piston & Ring 85.00 mm CW.109.350




85.25 mm CW.109.960

85.50 mm CW.109.970

MERCEDES BENZ : 000 130 34 17 / 000 130 53 17
WABCO : 911 501 624 2 / 911 501 625 2

Piston 85.00 mm CW.109.351




85.25 mm CW.109.961

85.50 mm CW.109.971

Ring 85.00 mm CW.109.352

2.00+2.00+4.00



85.25 mm CW.109.962

85.50 mm CW.109.972

MERCEDES BENZ : 001 131 11 11
WABCO : 911 501 920 2

Crankcase CW.176.400



Connecting Rod CW.123.500



MERCEDES BENZ : 000 131 25 17
WABCO : 911 145 738 2

Crankshaft CW.123.601



WABCO : 911 553 694 4

Bushing CW.123.434



WABCO : 911 553 204 4

Gear CW.119.606

Ø84.60 Z:27


Top View



Bottom View

MERCEDES BENZ : 457 132 09 05
WABCO : 895 905 188 4

Rear Cover CW.123.720



MERCEDES BENZ : 000 131 29 32
WABCO : 411 147 603 4

Gasket Kit CW.241.905



WABCO : 912 510 931 2

Reed Valve Kit CW.241.906



Nut MC202061FLX

M20x1.5 Left Hand



MERCEDES BENZ : 002 990 66 50
WABCO : 810 341 003 4

MERCEDES BENZ MB OF 1620

Single Cylinder Compressor
 Ø85,00 mm 238 cc

CW.279.000

WABCO
 411 151 006 0
 884 502 006 0

VEHICLE APPLICATION
 MB OF 1620 – OF 1620 Plus
 MB OF 1721
 MB OH 1421 L
 MB OH 1621 L
 MB OH 1625 L
 MB OH 1628 L



Cylinder Bore	Ø85.00	Number of Cylinders	1	Water or Air Cooled	Water	Unloader Port Size	-
Stroke	42 mm	Air Inlet Port Size	M26x1,5	Through Drive	-	Water Inlet Port Size	M14x1,5
Swept Volume	238 cm ³	Air Delivery Port Size	M26x1,5	With ESS System	-	Water Delivery Port Size	M14x1,5

Complete Cylinderhead

CW.116.1000



MERCEDES BENZ : 000 131 49 19
 WABCO : 411 151 800 2 / 411 151 801 2

Cylinder Up Head

CW.116.1020



MERCEDES BENZ : 000 131 22 21
 WABCO : 411 151 654 4

Cylinder Bottom Head

CW.116.1040



MERCEDES BENZ : 000 131 08 09 / 000 131 09 09
 WABCO : 411 151 652 2

Full Repair Kit

CW.140.901



Repair Kit


CW.140.903



WABCO : 911 153 933 2 / 411 151 921 2 / 411 151 001 2


Repair Kit

CW.140.904





Piston & Ring 85.00 mm CW.109.350




85.25 mm CW.109.960

85.50 mm CW.109.970

MERCEDES BENZ : 000 130 34 17 / 000 130 53 17
WABCO : 911 501 624 2 / 911 501 625 2

Piston 85.00 mm CW.109.351




85.25 mm CW.109.961

85.50 mm CW.109.971

Ring 85.00 mm CW.109.352

2.00+2.00+4.00



85.25 mm CW.109.962

85.50 mm CW.109.972

MERCEDES BENZ : 001 131 11 11
WABCO : 911 501 920 2

Crankcase CW.279.4010



WABCO : 884 502 716 2

Connecting Rod CW.123.501



MERCEDES BENZ : 000 131 25 17
WABCO : 911 145 738 2 / 912 000 730 2

Crankshaft CW.279.601



WABCO : 411 151 694 4 / 884 502 832 4

Bushing CW.140.434

46x22x24.5



WABCO : 911 153 340 4

Ball Bearing CW.101.413



WABCO : 895 270 611 4

Flange Cover CW.101.7001



MERCEDES BENZ : 000 131 11 32 / 000 130 02 32
WABCO : 411 042 660 2

Gasket Kit CW.140.905



WABCO : 411 153 000 2 / 911 153 934 2

Reed Valve Kit CW.116.906



Rear Cover CW.279.721



WABCO : 911 155 651 4

Twin Cylinder Compressor
 Ø85,00 mm 636 cc

CW.288.000

MERCEDES BENZ
 906 130 64 15
 906 130 67 15
 906 130 68 15

WABCO
 912 510 003 0
 912 510 005 0

VEHICLE APPLICATION

OM 906 LA
 OM 906 HLA
 OM 926 LA
 TOURNO
 CITARO
 INTOURO




Cylinder Bore	Ø85.00	Number of Cylinders	2	Water or Air Cooled	Water	Unloader Port Size	-
Stroke	56 mm	Air Inlet Port Size	Ø30	Through Drive	Gear	Water Inlet Port Size	M14x1,5
Swept Volume	636 cm ³	Air Delivery Port Size	M26x1,5	With ESS System	-	Water Delivery Port Size	M16x1,5

<p>Complete Cylinderhead CW.288.1000</p> <p>WABCO : 912 510 922 2</p>	<p>Cylinder Up Head CW.288.1020</p>	<p>Cylinder Bottom Head CW.288.1040</p> <p>** Water Inlet Port Size M14</p>
------------------------------------------------------------------------------	--------------------------------------------	------------------------------------------------------------------------------------

<p>Full Repair Kit CW.191.238</p>	<p>Repair Kit CW.191.901</p>	<p>Repair Kit CW.191.903</p>
------------------------------------------	-------------------------------------	-------------------------------------



Piston & Ring 85.00 mm CW.109.350




85.25 mm CW.109.960

85.50 mm CW.109.970

MERCEDES BENZ : 000 130 34 17 / 000 130 53 17
WABCO : 911 501 624 2 / 911 501 625 2

Piston 85.00 mm CW.109.351




85.25 mm CW.109.961

85.50 mm CW.109.971

Ring 85.00 mm CW.109.352

2.00+2.00+4.00



85.25 mm CW.109.962

85.50 mm CW.109.972

MERCEDES BENZ : 001 131 11 11
WABCO : 911 501 920 2

Crankcase CW.191.4010



Connecting Rod CW.109.501



MERCEDES BENZ : 000 131 24 17
WABCO : 911 145 737 2

Crankshaft CW.183.601



WABCO : 411 553 924 2

Bushing CW.117.434

39x35x22



MERCEDES BENZ : 000 131 44 50
WABCO : 411 151 340 4

Gear CW.117.606

Ø116.20 Z:39

Top View



Bottom View

MERCEDES BENZ : 906 132 03 05
WABCO : 895 905 169 4

Rear Cover CW.123.7002



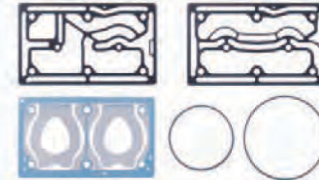
MERCEDES BENZ : 000 131 29 32
WABCO : 411 147 603 4

Repair Kit CW.191.904



MERCEDES BENZ : 001 130 35 15
WABCO : 412 636 921 2

Gasket Kit CW.191.905



MERCEDES BENZ : 001 130 35 15
WABCO : 412 636 921 2

Nut CW.116.603

M20x1.5 Right Hand

