



Wanhui
Wanhui Group Limited

WANHUI GROUP LIMITED
WANHUI INDUSTRIAL (CHINA) LIMITED
萬輝集團有限公司

Company History

Development Course



2003

Start to make economy chafing dish and gastronomic container in a 1000 square meter work plant.



2008

New plant cover 5000+ square meter and successfully launch the roll top chafing dish and 1st version induction hydraulic chafing dish.



2012

Set up own international marketing team in downtown. Invest in a new plant and offering various catering product to our customer.



2014

New plant cover an area of more than 15000 square meter, launch new hydraulic chafing dish and other buffet ware.

MORE THAN 1000 DIFFERENT CATERING & FOODSERVICE PRODUCT WITH NSF CERTIFICATE WAITING FOR YOUR SELECT!

Your Solution Partner For Kitchen Item!


Kitchenware

BUFFET SERIES

INDUCTION PAN & STEAM TABLE PAN

COMMERCIAL COOKWARE

WORK TABLE & SERVICE TROLLEY



NSF Product and Service Listings

■ Chafing Dish	P03-P29
Hydraulic Chafing Dish	P03-P13
Electric Chafing Dish & Appliance	P14-P16
Roll Top Chafing Dish	P17-P25
Economy Chafing Dish	P26-P29
■ Juice Dispenser / Coffee Urn	P30-P33
■ Buffet & Catering Display	P34-P38
■ EN631-1 Gastronorm Pan	P39-P45
 EU Style GN Pan	P39-41
 Traditional US Steam Table Pan	P42
 Anti Jamming Hotel Food Pan	P43
 PC/PP/Tritan Food Pan	P45-45
■ Commercial Cookware	P46-P61
 Tribune 3 ply Cookware	P47
 Stainless Steel Cookware	P48-P59
 Brew Kettle & Others	P59-P61
■ Knife & Tableware	P62-P69
■ Coffee & Bar	P70-P75
■ Trolley & Work Table	P76-P83
 Service Trolley	P76-79
Linen Trolley	P80
 Work Table & Sink Bench	P81-82
 Wall Mount Shelf and More	P83
■ Kitchen Accessory	P84-P88
■ Janitorial Supplies	P89-P94



LID POSITION

OPEN UP TO MAXIMUM 90°
INITIATE TO CLOSE BY PRESSING DOWN GENTLY
OPEN COVER EASILY AND EFFORTLESSLY



HYDRAULIC HINGE
FOR SMOOTH OPENING &
CLOSING LID

WATER RETURN SYSTEM

CONDENSATION FLOWS BACK TO
WATER PAN INSTEAD OF FOOD

NOTCH

CHANGING FOOD PAN EASILY

CAPSULED BOTTOM

CAPSULE-SANDWICH INDUCTION BASE FOR
FAST & EVEN HEATING



INDUCTION READY

CAN BE HEATED BY INDUCTION COOKTOP
OR WITH STAND FOR A MORE
ELEGANT LOOKING



REMOVABLE COVER

EASY TO CLEANING AND STORAGE



ADJUSTABLE LEVEL SUPPORT

FOR A PERFECTLY LEVEL PLACEMENT
WHEN REQUIRED

THREE DIFFERENT DESIGNS STAND FOR YOUR SELECTION



W41102+W411F1



W41102+W411F2



W41102+W411F3



W41102
Size: 585x490x170mm
Cap.: 9.0L



W41102+W411F1
Size: 585x490x370mm
Cap.: 9.0L



W41102+W411F2
Size: 585x490x275mm
Cap.: 9.0L



W41102+W411F3
Size: 585x490x325mm
Cap.: 9.0L



W43202
Size: 405x480x170mm
Cap.: 5.5L



W43202+W432F1
Size: 405x480x370mm
Cap.: 5.5L



W43202+W432F2
Size: 405x480x275mm
Cap.: 5.5L



W43202+W432F3
Size: 405x480x325mm
Cap.: 5.5L



W46002
Size: 445x550x170mm
Cap.: 6.0L



W46002+W460F1
Size: 445x550x370mm
Cap.: 6.0L



W46002+W460F2
Size: 445x550x275mm
Cap.: 6.0L



W46002+W460F3
Size: 445x550x325mm
Cap.: 6.0L



W41002
Size: 430x480x270mm
Cap.: 11L



W41002+W410F1
Size: 430x480x470mm
Cap.: 11L



W41002+W410F2
Size: 430x480x365mm
Cap.: 11L



W41002+W410F3
Size: 430x480x430mm
Cap.: 11L



W21102+W211F1
 Size: 585x465x250mm
 Cap.: 9.0L



W26002+W260F1
 Size: 527x448x250mm
 Cap.: 6.0L



W23202+W232F1
 Size: 470x410x250mm
 Cap.: 5.5L



W3110H
 Size: 585x465x170mm
 Cap.: 9.0L



W3600H
 Size: 527x448x170mm
 Cap.: 6.0L



W3320H
 Size: 470x410x170mm
 Cap.: 5.5L



W31101+W311F1
 Size: 585x465x340mm
 Cap.: 9.0L



W36001+W600F1
 Size: 527x448x340mm
 Cap.: 6.0L



W33201+W332F1
 Size: 470x410x340mm
 Cap.: 5.5L



W31102+W311F1
 Size: 585x465x340mm
 Cap.: 9.0L



W36002+W600F1
 Size: 527x448x340mm
 Cap.: 6.0L



W33202+W332F1
 Size: 470x410x340mm
 Cap.: 5.5L



W31202
 Size: 310x350x450mm
 Cap.: 12.0L



W31201
 Size: 310x350x450mm
 Cap.: 12.0L



W30601
 Size: 242x275x435mm
 Cap.: 6.0L



W3061H
 Size: 350x230x500mm
 Cap.: 6.0L



W3061J
 Size: 325x305x325mm
 Cap.: 6.0L

A Series Induction Chafing Dish

LID POSITION

OPEN UP TO MAXIMUM 90°
 STAYS OPEN AT 70°
 INITIATE TO CLOSE BY PRESSING DOWN GENTLY
 LID FALLS & CLOSES AUTOMATICALLY & SILENTLY
 炉盖开启角度：90° / 70°

OPTIONAL STAINLESS STEEL OR PORCELAIN FOOD PAN

PROVIDE DIFFERENT PLATE COMBINATIONS
 TO MEET VARIOUS NEEDS

HYDRAULIC HINGE

FOR SMOOTH OPENING & CLOSING LID
 液压铰链：保持炉盖开合顺畅宁静

CAPSULED BOTTOM

CAPSULE-SANDWICH INDUCTION
 BASE FOR FAST & EVEN HEATING

ADJUSTABLE LEVEL SUPPORT

FOR A PERFECTLY LEVEL PLACEMENT
 WHEN REQUIRED
 水平调节：调整适当支撑高度稳定水盆



Three Kind of Covers: Stainless Steel/Glass Window/Hammered



A11101
 Size: 590x410x203mm



A11102
 Size: 590x410x203mm



A1111H
 Size: 590x410x203mm

Three Different Stands



A11101+A111F3
 Size: 590x410x270mm



A11102+A111F2
 Size: 590x410x270mm



A1111H+A111F1
 Size: 590x410x270mm

More DIY Design & Accessories





A11101+A111F1

Size: 590x410x270mm
Cap.: 9.0L



A11102+A111F1

Size: 585x490x170mm
Cap.: 9.0L



A1111H+A111F1

Size: 590x410x270mm
Cap.: 9.0L



A13201+A132F1

Size: 415x410x270mm
Cap.: 5.5L



A13202+A132F1

Size: 585x490x170mm
Cap.: 5.5L



A1321H+A132F1

Size: 585x490x170mm
Cap.: 5.5L



A12101+A121F1

Size: 585x490x170mm
Cap.: 4.0L



A12102+A121F1

Size: 585x490x170mm
Cap.: 4.0L



A1211H+A121F1

Size: 585x490x170mm
Cap.: 4.0L



A16001+A160F1
Size: 485x448x270mm
Cap.: 6.0L



A1601H+A160F1
Size: 485x448x270mm
Cap.: 6.0L



A16002+A160F1
Size: 485x448x270mm
Cap.: 6.0L



A14001+A140F1
Size: 420x385x270mm
Cap.: 4.0L



A1401H+A140F1
Size: 420x385x270mm
Cap.: 4.0L



A14002+A140F1
Size: 420x385x270mm
Cap.: 4.0L



A11001+A110F1
Size: 410x410x510mm
Cap.: 11.0L



A1101H+A110F1
Size: 410x410x510mm
Cap.: 11.0L



A11002+A110F1
Size: 410x410x510mm
Cap.: 11.0L



AC1102
Size: 580x440x180mm
Cap.: 9.0L



AC112G
Size: 580x440x180mm
Cap.: 9.0L



AC1102+AC11F1
Size: 580x440x305mm
Cap.: 9.0L



AC112G+AC11FG
Size: 580x440x305mm
Cap.: 9.0L



AC1102+AC11F2
Size: 580x440x220mm
Cap.: 9.0L



AC112G+AC11F2
Size: 580x440x220mm
Cap.: 9.0L



AC6002
Size: 480x440x180mm
Cap.: 6.0L



AC602G
Size: 480x440x180mm
Cap.: 6.0L



AC6002+AC60F2
Size: 480x440x220mm
Cap.: 6.0L



AC602G+AC60F2
Size: 480x440x220mm
Cap.: 6.0L



AC6002+AC60F1
Size: 480x440x300mm
Cap.: 6.0L



AC602G+AC60FG
Size: 480x440x300mm
Cap.: 6.0L



■ AC3202+AC32F1

Size: 480x440x300mm

Cap.: 5.5L



■ AC322G+AC32FG

Size: 480x440x300mm

Cap.: 5.5L



■ AC3202

Size: 480x440x180mm

Cap.: 5.5L



■ AC322G

Size: 480x440x180mm

Cap.: 5.5L



■ AC3202+AC32F2

Size: 480x440x220mm

Cap.: 5.5L



■ AC322G+AC32F2

Size: 480x440x220mm

Cap.: 5.5L

Various & Customize Design Available



Electric Chafing Dish

- Temperature Control up to 85 °C
- On/Off Switch with indication light
- With Over Heat Protection
- Cover Could hang on the back



ECD09A

Size: 615x355x280mm
Cap.: 9.0L

Electric Bain Marie

- Temperature control up to 85°C
- With Digital Temp. Screen
- Fit GN deep up to 150MM



EWP21A

Size: 535x330x210mm
Cap.: 21.0L

Heating element under the bottom of water pan
Never Leak and Easy to Clean



Knob Control



ALL
Stainless Steel



Digital Display



Detachable
Cord



ECD09B

Size: 615x355x350mm
Cap.: 9.0L



ECD09C

Size: 615x355x350mm
Cap.: 9.0L



WH823CE

Size: 615x355x430mm
Cap.: 9.0L



WH823AE

Size: 615x355x430mm
Cap.: 9.0L



RA2301E

Size: 635x455x440mm
Cap.: 9.0L



RA2102GES

Size: 470x470x450mm
Cap.: 3.5L

Retractable Cord Ceiling Mount Heat Lamp



Different Style & Color Available



A61001
Size: Φ 300x645mm



A61002
Size: Φ 300x645mm



A61022
Size: 640x490x740mm



A61102
Size: 750x450x700



A61005
Size: 770x560x900mm



A61012
Size: Φ 300x645mm



A61009
Size: 500x485x645mm



A61013
Size: 900x500x645mm



Vacuum Slow Cooking System



SC-011 20L
 SC-021 13L
 SC-032 10L



Item No.	Chamer Size	Seal Bar Length
VC-255T	330x295x75	250
VC-265T	380x305x75	260
VC-305T	380x345x75	300
VC-315T	440x355x75	310



SV2058



SV1000



SV3008



lid with cutout to fit Anova & Any other 2.3"/6CM circulator

12 quart container
 Zip Lock Vacuum Bag
 SS Rack



Sous vide rack



Sous vide bag kit



Neoprene cover to fit over the 12qt container



Sous vide stand



Sous vide container & lid

Deluxe Roll Top Chafing Dish



RG2301
 Size: 635x425x440mm
 Cap.: 9.0L (GN 1/1)



Stackable, Saving Space



Electric Water Pan Available



Can be Heated by Electric Heating plate or induction cooker



Style B

Style C

Style D

Style E

Style F

Style G



RA2301
Size: 635x425x440mm
Cap.: 9.0L (GN 1/1)



RA211E
Size: 477x468x448mm
Cap.: 6.0L (Round)



RA2302
Size: 635x425x440mm
Cap.: 9.0L (GN 1/1)



RA2102G
Size: 477x468x488mm
Cap.: 6.0L(Round)



Electric Water Pan

RA232E
Size: 635x425x440mm
Cap.: 9.0L (GN 1/1)



Electric Water Pan

RA2101EG
Size: 477x468x488mm
Cap.: 6.0L(Round)



RC2302
Size: 635x425x440mm
Cap.: 9.0L (GN 1/1)



RC2102
Size: 477x468x448mm
Cap.: 6.0L (Round)



RC2301G
Size: 635x425x440mm
Cap.: 9.0L



RC2101G
Size: 477x468x448mm
Cap.: 6.0L



RC2301ES
Size: 635x425x440mm
Cap.: 3.5L+3.5L



RC2101EGS
Size: 477x468x448mm
Cap.: 6.0L



RD2301
Size: 635x425x440mm
Cap.: 9.0L (GN 1/1)



RD2102
Size: 477x468x448mm
Cap.: 6.0L (Round)



RC2301G
Size: 635x425x440mm
Cap.: 9.0L



RC2102G
Size: 477x468x448mm
Cap.: 6.0L



RC2302ES
Size: 635x425x440mm
Cap.: 3.5L+3.5L



RC2101EG
Size: 477x468x448mm
Cap.: 6.0L



RB2301G
Size: 635x425x440mm
Cap.: 9.0L



RB2101
Size: 477x468x448mm
Cap.: 6.0L (Round)



RB2301EG
Size: 635x425x440mm
Cap.: 9.0L



RB2102
Size: 477x468x448mm
Cap.: 6.0L (Round)



RB2301EGS
Size: 635x425x440mm
Cap.: 9.0L



RB2101S
Size: 477x468x448mm
Cap.: 3.5L



RE2102
Size: 477x468x448mm
Cap.: 6.0L



RC2102G
Size: 477x468x448mm
Cap.: 6.0L



RG2101G
Size: 477x468x448mm
Cap.: 6.0L



RG2102G
Size: 477x468x448mm
Cap.: 6.0L



RG2301
Size: 635x480x450mm
Cap.: 9.0L



RG2302G
Size: 635x480x450mm
Cap.: 9.0L



RF2301
Size: 635x480x450mm
Cap.: 9.0L



RF2301G
Size: 635x480x450mm
Cap.: 9.0L

SPRING COVER DESIGN, OPEN COVER EASILY AND EFFORTLESSLY

DETACHABLE LID FOR QUICK & EASY CLEANING

CONVENIENT SHELF TO PLACE A GEL STERNO



R22301
Size: 570x405x320
Cap.: 9.0L



R22301
Size: 570x405x320
Cap.: 9.0L



R22302
Size: 570x405x320
Cap.: 9.0L





R22201
Size: 395x405x320mm
Cap.: 5.5L



R22202
Size: 395x405x320mm
Cap.: 5.5L



R22401
Size: 365x345x320mm
Cap.: 4.0L



R22402
Size: 365x345x320mm
Cap.: 4.0L



R22101
Size: 420x460x320mm
Cap.: 6.0L



R22102
Size: 420x460x320mm
Cap.: 6.0L



R2240S
Size: 570x400x340mm
Cap.: 4.5L+4.5L



R230SS
Size: 420x420x380mm
Cap.: 10.0L



R32301
Size: 565x430x290mm
Cap.: 9.0L



R32302
Size: 565x430x290mm
Cap.: 9.0L



R32101
Size: 470x430x290mm
Cap.: 6.0L



R32102
Size: 470x430x290mm
Cap.: 6.0L



R32201
Size: 390x435x290mm
Cap.: 5.5L



R32202
Size: 390x435x290mm
Cap.: 5.5L



Lid

9 qt food pan

Water pan

Foldable rack

2 chafing fuel safety burners and tray



Stackable Frame For Space Saving



Item No.:F4331P
Size: 580x352x310mm
Color box: 0.59x0.37x0.14m/0.031CBM
20GP: 980 Set
40HQ: 2200 Set

Item No.:F53301
Size: 570x352x310mm
Color box: 0.58x0.36x0.17m/0.0355CBM
20GP: 950 Set
40HQ: 1950 Set



WH823B
 Size: 610x360x450mm
 Cap.: 9.0L



WH823C
 Size: 610x360x450mm
 Cap.: 9.0L



WH433C
 Size: 610x360x450mm
 Cap.: 9.0L



WH533B
 Size: 610x360x450mm
 Cap.: 9.0L



WH733CG
 Size: 600x330x400mm
 Cap.: 9.0L



BFG
 Size: 542x330x160mm
 Suit for standard 9.0 food pan



M52
 Size: \varnothing 520x310mm



WHM02
 Size: 530x440x790mm
 Cap.: 6.0L



WH833J
 Size: 610x360x320mm
 Cap.: 9.0L



WHM010
 Size: 530x440x790mm
 Cap.: 6.0L



WHM01G
 Size: 530x440x790mm
 Cap.: 6.0L



■ WH4331



■ WH6331



■ WH8231



■ WH8281



■ WH8332



■ W8331G



■ WH6332



■ WH8331



■ WH836G



■ WH8361



■ WH8352



■ WH8351



■ WH8301



■ WH831G



■ BM8311



■ BM8307



■ BM8304



Hot Chocolate/Beverage Dispenser

Capacity: 5L/10L
Color: Black/Red
Hot Power: 400W
Motor Power: 40W
Temp. Range: 30°C to 90°C
With Interior Rotating Paddle,
Adjustable Thermostat,
Overheat sensor,
Drip Tray



Granita / Slushy Dispenser

Capacity: 10L/12L/15L
Bowl No.: 1/2/3
Color: Black/Red/Yellow
Cold Power: 600W
Temp. Range: -2°C to -3°C
With Interior Rotating Paddle or Spring
Drip Tray.
Frozen and Liquid drinks 2 in 1,
Easy Disassemble for cleaning
Night Mode to keep drink fresh over night
LED light in illumination

2 in 1 Refrigerated Beverage Dispensers



Capacity: 10L/12L/15L
Bowl No.: 1/2/3/4
Color: Black/Red/Yellow
Cold Power: 380W
Hot Power: 1200W
Cold Temp. Range: 7°C to 12°C
Hot Temp. Range: 52°C to 58°C
With Interior Rotating Paddle or Spring
Drip Tray.
Hot & Cold drinks 2 in 1,
Easy Disassemble for cleaning
Night Mode to keep drink fresh over night



■ ESK01A
Electric Soup Kettle
10L



■ ESK02A
Electric Soup Kettle
10L



■ ESK01B
Electric Soup Kettle
13L



■ ESK01C
Electric Soup Kettle
13L



■ SJD08A
S.S Juice Dispenser
1x8L



■ SJD08B
S.S Juice Dispenser
2x8L



■ SJD08C
S.S Juice Dispenser
3x8L



■ SJD8AG
S.S Juice Dispenser
1x8L



■ SJD8BG
S.S Juice Dispenser
2x8L



■ SJD8CG
S.S Juice Dispenser
3x8L



■ SJD041 1x3.5L



■ SJD042 2x3.5L



■ SJD043 3x3.5L



■ SJD044 4x3.5L



■ SJD031 1x3L
SJD032 2x3L
SJD033 3x3L



■ SJD12A 12L



■ SJD12B 12L



■ SJD12D 12L

Electric Juice Dispenser



■ SJD081 1x8L
SJD082 2x8L



■ SJD061 1x8L



■ SJDF01 1x4L
SJDF02 2x4L
SJDF03 3x4L



■ EJD061 1x6L 260x240x515mm
EJD062 2x6L 505x240x515mm

Cereal Dispenser



■ SCD041 1x3.5L



■ SCD042 2x3.5L



■ SCD043 3x3.5L



■ SCD044 4x3.5L



■ SCD121 1x12L



■ SCD122 2x12L



■ SCD04B 1x3L
SCD04C 2x3L



■ SCD081 1x8L
SCD082 2x8L



More Design Available



Coffee Dispenser



■ SMD08A 1x8L



■ SCU12A 12L



■ SCU13A 13L



■ SCU12B 12L



■ SCU12C 12L



■ SCU19A 12L



■ SCU19C 12L

Electric Coffee Maker

- Material: Stainless Steel
- Easy operation
- Brewing and keep warm function by separate heating system
- Double wall housing to ensure surface temp. of max 30
- Sight glass
- Safety tap, overheating protection
- Twist-lock lid
- Big Capacity up to 100 cups for one time boiling
- Ideal for the hotel breakfast table, cafes, clubhouses, offices etc.



■ ECM40 40 Cup
ECM60 60 Cup
ECM100 100 Cup



■ ECH40 40 Cup
ECH60 60 Cup
ECH100 100 Cup





RMP016 Mirror Food Plate 405x405 16"
 RMP018 Mirror Food Plate 455x455 18"
 RMP020 Mirror Food Plate 505x505 20"
 SMP022 Mirror Food Plate 550x550 22"



SMP016 Mirror Food Plate 390x290 16"
 SMP018 Mirror Food Plate 460x320 18"
 SMP020 Mirror Food Plate 500x360 20"
 SMP022 Mirror Food Plate 575x455 22"



OMP016 Mirror Food Plate 390x290 16"
 OMP018 Mirror Food Plate 460x320 18"
 OMP020 Mirror Food Plate 500x360 20"
 OMP022 Mirror Food Plate 575x455 22"



RMPG16 Mirror Food Plate 405x405 16"
 RMPG18 Mirror Food Plate 455x455 18"
 RMPG2G Mirror Food Plate 505x505 20"
 SMPG22 Mirror Food Plate 550x550 22"



SMPG16 Mirror Food Plate 390x290 16"
 SMPG18 Mirror Food Plate 460x320 18"
 SMPG2G Mirror Food Plate 500x360 20"
 SMPG22 Mirror Food Plate 575x455 22"



OMPG16 Mirror Food Plate 390x290 16"
 OMPG18 Mirror Food Plate 460x320 18"
 OMPG2G Mirror Food Plate 500x360 20"
 OMPG22 Mirror Food Plate 575x455 22"



BDS01A Display Stand 530x350x450



BDS02A Display Stand 530x350x450



SSR01A S.S Dessert Spoon Rack 250x230x450



BBB01A Buffet Bread Basket 530x330x100
 BBB01B Roll Top Cover 540x350x200



BBB02A Buffet Bread Basket 400x400x100
 BBB02B Roll Top Cover 400x400x230



BFB01A Fruit Basket 390x390x290

Stainless Steel Food Display Shelf



Item No.	Size:	
SFD03B	505x295x115	2x3 Bowl
SFD04B	655x295x115	2x4 Bowl
SFD05B	805x295x115	2x5 Bowl



Item No.	Size:	
SFB310	383x100x40	Ball ϕ 10CM
SFB315	530x150x60	Ball ϕ 15CM
SFB320	695x200x65	Ball ϕ 20CM
SFB325	860x250x70	Ball ϕ 25CM



Item No.	Size:	
IBA001	ϕ 150x165	2L
IBA002	ϕ 190x170	3L



Item No.	Size:	
IBB001	ϕ 190x220	
IBB002	ϕ 190x220	



Item No.	Size:	
IBC001	290x240x200	



Stainless Steel Cooling Pack 不锈钢蓄冷盘

Item No.:	412801	Product Size:	530x325x45mm
Item No.:	412803	Product Size:	325x176x45mm

- Material Outside: Stainless Steel 304
- Material Inside: Refrigerant Bags
- Keeps Temperature Below +8 C For At Least 4 Hour after Storing in a Freezer For At Least 4Hour



Creative Modular Buffet Display System

Make Your Own Design And Surprise Your Guest





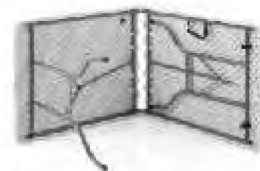
- Easy to store and transport foldable furniture for outdoor and indoor use
- Ideal for Fair, Event, Catering, Rental and any commercial use
- Table top made of HDPE - Easy to clean and dirty - resistant



BFY028



BFZ184+BFY184



BFZ240



BFS088



BFY094



BFB080

BFY028	Foldable chair	565x475x840	BFY184	Foldable chair	1845x305x435
BFZ123	Foldable long table	1220x605x950	BFY122	Foldable round table	1220x1220x740
BFZ154	Foldable long table	1535x725x700	BFY154	Foldable round table	1535x1535x740
BFZ184	Foldable long table	1825x740x745	BFY180	Foldable round table	1810x1810x740
BFZ240	Foldable long table	2400x745x750	BFS088	Foldable square table	860x860x740
BFY080	Foldable round table	800x800x740	BFB060	Foldable bar height table	600x600x1120
BFY094	Foldable round table	940x940x740	BFB080	Foldable bar height table	800x800x1120

Electric Patio Heater For Indoor And Outdoor



WHQ3036-SW-RM-W
 Φ740x2200mm
 100-120v,1500W
 220-240v,1500W



WHQ1821SH-ADCH
 Φ590x1930x2250mm
 100-120v,1500W
 220-240v,1500W

WHQ1821SH-ADCH-T
 With Timer function



WHQ1580BG-WM-RM
 600x120x150mm
 100-120v,1500W
 220-240v,1500W



WHQ1821H-MI
 500x800mm
 110-120V, 1500W
 220-240V, 2100W

WHQ1821H-MI-T-RM
 With Timer function
WHQ1821H-MI-RM
 With Remote function

High Voltage Insert Killer



HIK6T5	Coverage:40 sqm	220-240V	5W x 2	420x95x295mm
HIK6T7	Coverage:60 sqm	220-240V	7W x 2	460x95x295mm
HIK6T8	Coverage:80 sqm	220-240V	8W x 2	575x110x310mm
HIK6T12	Coverage:100 sqm	220-240V	12W x 2	715x110x310mm

Outdoor Insert Killer



OIK163M



OIK163W



OIK388C



OIK181Y

OIK389W

EN631-1 Standard EU & US Style Gastronorm Pan

款式齐全：我们提供欧式，美式，韩式等多种设计的全尺寸份数盆。



Professional Electropolish Make The Surface Smooth, Uniformly Shiny & Stronger
专业的电抛光处理使表面光滑亮丽。



The Popular International Standard Gastronorm Design
Big & Smooth Corner For Easy Clearing
Anti-Jamming & Perforated Design
国际标准的大圆角设计，方便清洗，防挤设计，便于存储和取用！更有打孔设计以供选择。



EU Gastronorm Container



America Anti Jam Hotel Pan



Traditional Steam Table Pan

Item No. 货号	Description 产品描述	LxWxH (mm) 长x宽x高 (mm)	Remark 备注
821-20	GN Pan 2/1x20	650x530x20	
821-40	GN Pan 2/1x40	650x530x40	
821-2	GN Pan 2/1x65	650x530x65	
821-4	GN Pan 2/1x100	650x530x100	
821-6	GN Pan 2/1x150	650x530x150	
821-8	GN Pan 2/1x200	650x530x200	
811-20	GN Pan 1/1x20	530x325x20	
811-40	GN Pan 1/1x40	530x325x40	
811-2	GN Pan 1/1x65	530x325x65	
811-4	GN Pan 1/1x100	530x325x100	
811-6	GN Pan 1/1x150	530x325x150	
811-8	GN Pan 1/1x200	530x325x200	
812-20	GN Pan 1/2x20	325x265x20	
812-40	GN Pan 1/2x40	325x265x40	
812-2	GN Pan 1/2x65	325x265x65	
812-4	GN Pan 1/2x100	325x265x100	
812-6	GN Pan 1/2x150	325x265x150	
812-8	GN Pan 1/2x200	325x265x200	
813-20	GN Pan 1/3x20	325x176x20	
813-40	GN Pan 1/3x40	325x176x40	
813-2	GN Pan 1/3x65	325x176x65	
813-4	GN Pan 1/3x100	325x176x100	
813-6	GN Pan 1/3x150	325x176x150	
813-8	GN Pan 1/3x200	325x176x200	
814-20	GN Pan 1/4x20	265x162x20	
814-40	GN Pan 1/4x40	265x162x40	
814-2	GN Pan 1/4x65	265x162x65	
814-4	GN Pan 1/4x100	265x162x100	
814-6	GN Pan 1/4x150	265x162x150	
814-8	GN Pan 1/4x200	265x162x200	
816-2	GN Pan 1/6x65	176x162x65	
816-4	GN Pan 1/6x100	176x162x100	
816-6	GN Pan 1/6x150	176x162x150	
816-6	GN Pan 1/6x200	176x162x200	
819-2	GN Pan 1/9x65	176x108x65	
819-4	GN Pan 1/9x100	176x108x100	
819-6	GN Pan 1/9x150	176x108x150	
8112-2	GN Pan 1/12x65	132x108x65	
8112-4	GN Pan 1/12x100	132x108x100	



Item No. 货号	Description 产品描述	LxWxH (mm) 长x宽x高 (mm)	Remark 备注
823-40	GN Pan 2/3x40	355x325x40	
823-2	GN Pan 2/3x65	355x325x65	
823-4	GN Pan 2/3x100	355x325x100	
823-6	GN Pan 2/3x150	355x325x150	
823-8	GN Pan 2/3x200	355x325x200	
824-20	GN Pan 2/3x20	530x163x20	
824-40	GN Pan 2/3x40	530x163x40	
824-2	GN Pan 2/3x65	530x163x65	
824-4	GN Pan 2/3x100	530x163x100	
824-6	GN Pan 2/3x150	530x163x150	
821-L	GN 2/1 Cover	650x530x15	
811-L	GN 1/1 Cover	530x325x15	
812-L	GN 1/2 Cover	325x265x15	
813-L	GN 1/3 Cover	325x176x15	
814-L	GN 1/4 Cover	265x162x15	
816-L	GN 1/6 Cover	176x162x15	
819-L	GN 1/9 Cover	176x108x15	
823-L	GN 2/3 Cover	355x325x15	
824-L	GN 2/4 Cover	530x163x15	
811-SL	GN 1/1 Seal Cover	530x325x15	
812-SL	GN 1/2 Seal Cover	325x265x15	
813-SL	GN 1/3 Seal Cover	325x176x15	
814-SL	GN 1/4 Seal Cover	265x162x15	
816-SL	GN 1/6 Seal Cover	176x162x15	
821P	GN 2/1 Perforated	650x530	20/40/65/100/150/200
811P	GN 1/1 Perforated	530x325	20/40/65/100/150/200
812P	GN 1/2 Perforated	325x265	20/40/65/100/150/200
813P	GN 1/3 Perforated	325x176	20/40/65/100/150/200
823P	GN 2/3 Perforated	355x325	20/40/65/100/150/200
821H	GN 2/1 With Handle	650x530	20/40/65/100/150/200
811H	GN 1/1 With Handle	530x325	20/40/65/100/150/200
812H	GN 1/2 With Handle	325x265	20/40/65/100/150/200
813H	GN 1/3 With Handle	325x176	20/40/65/100/150/200
814H	GN 1/4 With Handle	265x162	20/40/65/100/150/200
816H	GN 1/6 With Handle	176x162	65/100/100/200
823H	GN 2/3 With Handle	355x325	20/40/65/100/150/200





Item No. 货号	Description 产品描述	LxWxH (mm) 长x宽x高 (mm)	Remark 备注
T811-25	Steam Table Pan 1/1×25	530x325x25	
T811-40	Steam Table Pan 1/1×40	530x325x40	
T811-2	Steam Table Pan 1/1×65	530x325x65	
T811-4	Steam Table Pan 1/1×100	530x325x100	
T811-6	Steam Table Pan 1/1×150	530x325x150	
T811-8	Steam Table Pan 1/1×200	530x325x200	
T812-25	Steam Table Pan 1/2×25	325x265x25	
T812-40	Steam Table Pan 1/2×40	325x265x40	
T812-2	Steam Table Pan 1/2×65	325x265x65	
T812-4	Steam Table Pan 1/2×100	325x265x100	
T812-6	Steam Table Pan 1/2×150	325x265x150	
T812-8	Steam Table Pan 1/2×200	325x265x200	
T813-2	Steam Table Pan 1/3×65	325x176x65	
T813-4	Steam Table Pan 1/3×100	325x176x100	
T813-6	Steam Table Pan 1/3×150	325x176x150	
T813-8	Steam Table Pan 1/3×200	325x176x200	
T814-2	Steam Table Pan 1/4×65	265x162x65	
T814-4	Steam Table Pan 1/4×100	265x162x100	
T814-6	Steam Table Pan 1/4×150	265x162x150	
T814-8	Steam Table Pan 1/4×200	265x162x200	
T816-2	Steam Table Pan 1/6×65	176x162x65	
T816-4	Steam Table Pan 1/6×100	176x162x100	
T816-6	Steam Table Pan 1/6×150	176x162x150	
T816-8	Steam Table Pan 1/6×200	176x162x200	
T819-2	Steam Table Pan 1/9×65	176x108x65	
T819-4	Steam Table Pan 1/9×100	176x108x100	
T819-6	Steam Table Pan 1/9×150	176x108x150	
T823-25	Steam Table Pan 2/3×25	355x325x25	
T823-40	Steam Table Pan 2/3×40	355x325x40	
T823-2	Steam Table Pan 2/3×65	355x325x65	
T823-4	Steam Table Pan 2/3×100	355x325x100	
T823-6	Steam Table Pan 2/3×150	355x325x150	
T823-8	Steam Table Pan 2/3×200	355x325x200	
T811-L	1/1 Cover	530x325x15	
T812-L	1/2 Cover	325x265x15	
T813-L	1/3 Cover	325x176x15	
T814-L	1/4 Cover	265x162x15	
T816-L	1/6 Cover	176x162x15	
T819-L	1/9 Cover	176x108x15	
T823-L	2/3 Cover	355x325x15	



Item No. 货号	Description 产品描述	LxWxH (mm) 长x宽x高 (mm)	Remark 备注
W11065	Anti Jam Hotel Pan 1/1x65	530x325x65	
W11100	Anti Jam Hotel Pan 1/1x100	530x325x100	
W11150	Anti Jam Hotel Pan 1/1x150	530x325x150	
W11200	Anti Jam Hotel Pan 1/1x200	530x325x200	
W12065	Anti Jam Hotel Pan 1/2x65	325x265x65	
W12100	Anti Jam Hotel Pan 1/2x100	325x265x100	
W12150	Anti Jam Hotel Pan 1/2x150	325x265x150	
W12200	Anti Jam Hotel Pan 1/2x200	325x265x200	
W13065	Anti Jam Hotel Pan 1/3x65	325x176x65	
W13100	Anti Jam Hotel Pan 1/3x100	325x176x100	
W13150	Anti Jam Hotel Pan 1/3x150	325x176x150	
W13200	Anti Jam Hotel Pan 1/3x200	325x176x200	
W14065	Anti Jam Hotel Pan 1/4x65	265x162x65	
W14100	Anti Jam Hotel Pan 1/4x100	265x162x100	
W14150	Anti Jam Hotel Pan 1/4x150	265x162x150	
W14200	Anti Jam Hotel Pan 1/4x200	265x162x200	
W16065	Anti Jam Hotel Pan 1/6x65	176x162x65	
W16100	Anti Jam Hotel Pan 1/6x100	176x162x100	
W16150	Anti Jam Hotel Pan 1/6x150	176x162x150	
W16200	Anti Jam Hotel Pan 1/6x200	176x162x200	
W19065	Anti Jam Hotel Pan 1/9x65	176x108x65	
W19100	Anti Jam Hotel Pan 1/9x100	176x108x100	
W19150	Anti Jam Hotel Pan 1/9x150	176x108x150	
W23065	Anti Jam Hotel Pan 2/3x65	355x325x65	
W23100	Anti Jam Hotel Pan 2/3x100	355x325x100	
W23150	Anti Jam Hotel Pan 2/3x150	355x325x150	
W23200	Anti Jam Hotel Pan 2/3x200	355x325x200	
WHL011	1/1 Cover	530x325x15	
WHL012	1/2 Cover	325x265x15	
WHL013	1/3 Cover	325x176x15	
WHL014	1/4 Cover	265x162x15	
WHL016	1/6 Cover	176x162x15	
WHL019	1/9 Cover	176x108x15	
WHL023	2/3 Cover	355x325x15	

NSF



Item No. 货号	Description 产品描述	LxWxH (mm) 长x宽x高 (mm)	Remark 备注
PA811-2	Anti Jam Hotel Pan 1/1x65	530x325x65	PC /PP /TRITAN
PA811-4	Anti Jam Hotel Pan 1/1x100	530x325x100	PC /PP /TRITAN
PA811-6	Anti Jam Hotel Pan 1/1x150	530x325x150	PC /PP /TRITAN
PA811-8	Anti Jam Hotel Pan 1/1x200	530x325x200	PC /PP /TRITAN
PA812-2	Anti Jam Hotel Pan 1/2x65	325x265x65	PC /PP /TRITAN
PA812-4	Anti Jam Hotel Pan 1/2x100	325x265x100	PC /PP /TRITAN
PA812-6	Anti Jam Hotel Pan 1/2x150	325x265x150	PC /PP /TRITAN
PA812-8	Anti Jam Hotel Pan 1/2x200	325x265x200	PC /PP /TRITAN
PA813-2	Anti Jam Hotel Pan 1/3x65	325x176x65	PC /PP /TRITAN
PA813-4	Anti Jam Hotel Pan 1/3x100	325x176x100	PC /PP /TRITAN
PA813-6	Anti Jam Hotel Pan 1/3x150	325x176x150	PC /PP /TRITAN
PA813-8	Anti Jam Hotel Pan 1/3x200	325x176x200	PC /PP /TRITAN
PA814-2	Anti Jam Hotel Pan 1/4x65	265x162x65	PC /PP /TRITAN
PA814-4	Anti Jam Hotel Pan 1/4x100	265x162x100	PC /PP /TRITAN
PA814-6	Anti Jam Hotel Pan 1/4x150	265x162x150	PC /PP /TRITAN
PA814-8	Anti Jam Hotel Pan 1/4x200	265x162x200	PC /PP /TRITAN
PA816-2	Anti Jam Hotel Pan 1/6x65	176x162x65	PC /PP /TRITAN
PA816-4	Anti Jam Hotel Pan 1/6x100	176x162x100	PC /PP /TRITAN
PA816-6	Anti Jam Hotel Pan 1/6x150	176x162x150	PC /PP /TRITAN
PA816-8	Anti Jam Hotel Pan 1/6x200	176x162x200	PC /PP /TRITAN
PA819-2	Anti Jam Hotel Pan 1/9x65	176x108x65	PC /PP /TRITAN
PA819-4	Anti Jam Hotel Pan 1/9x100	176x108x100	PC /PP /TRITAN
PA819-6	Anti Jam Hotel Pan 1/9x150	176x108x150	PC /PP /TRITAN
PA811-L	1/1 Cover	530x325x15	PC /PP /TRITAN
PA812-L	1/2 Cover	325x265x15	PC /PP /TRITAN
PA813-L	1/3 Cover	325x176x15	PC /PP /TRITAN
PA814-L	1/4 Cover	265x162x15	PC /PP /TRITAN
PA816-L	1/6 Cover	176x162x15	PC /PP /TRITAN
PA819-L	1/9 Cover	176x108x15	PC /PP /TRITAN
PA811-D	1/1 Drain Shelf	530x325x15	PC /PP /TRITAN
PA812-D	1/2 Drain Shelf	325x265x15	PC /PP /TRITAN
PA813-D	1/3 Drain Shelf	325x176x15	PC /PP /TRITAN
PA814-D	1/4 Drain Shelf	265x162x15	PC /PP /TRITAN
PA816-D	1/6 Drain Shelf	176x162x15	PC /PP /TRITAN
PA819-D	1/9 Drain Shelf	176x108x15	PC /PP /TRITAN



Thermo GN Pan Carrier

Stackable & Dishwasher safe
 Can withstand temp. from -40°C to +100°C
 Smooth inside surface that is hygienic and easy to clean
 Can carry from 53 lt to 63 lt
 Double wall fill with PE foam



PU:50MM PE:3MM



One-Piece Handle Pressure Relief Valve Durable Construction

54lt	56lt	56lt	63lt
GN 1/1 - 65	GN 1/1 - 100	GN 1/1 - 200	GN 1/1 - 150
GN 1/1 - 65	GN 1/1 - 100		GN 1/1 - 150
GN 1/1 - 65	GN 1/1 - 100		GN 1/1 - 200
GN 1/1 - 65	GN 1/1 - 100		
GN 1/1 - 65	GN 1/1 - 100		
GN 1/1 - 65	GN 1/1 - 100		



Customize Color, With castor, with electric heating and more other design available

TESTS Tested with four 10 cm deep trays filled with water at 88°C / 0.5°C



GN Size accessories for steam oven



Non stick coating gn pan
 GN1/1 530x325x20/40/65MM
 GN2/1 650x530x20/40/65MM



Enamelled gn roasting pan
 GN1/1 530x325x20/40/65MM
 GN2/1 650x530x20/40/65MM



Egg poacher
 EP11 530x325x20MM



Drain tray/cooling rack for gn pan
 All Standard GN size available



Combi Oven Grill Tray
 CGR11 530x325MM



Aluminum Baking Tray
 EU Size: 600x400MM
 US Size: 660x460MM/26"x18"



Combi Oven Chicken & Duck Super Spike
 CSS11 530x325MM
 CSS64 600x400MM



Stainless Steel Oven Grid
 BR11 530x325MM
 BR64 600x400MM




Combi Oven French Fry Tray
 FFT11 530x325MM
 FFT64 600x400MM

STOCK POT

FEATURES


- Thick base for good slow simmer
- Ideal for stock, soups, pastas, bulk vegetables and sea food
- Smaller diameter and taller height of pot preserves liquid longer and forces the liquid to bubble up through the ingredients, maximizing flavour transfer



CASSEROLE POT

FEATURES

- Wide bottom are for maximum heat conduction
- Ideal for slow cooking stews, sauces, soups, casseroles and roasts while reducing the content
- Two loop handles for easier pouring and movement.



LOW CASSEROLE POT

FEATURES

- Wide heating surface allows the cooking of meats and vegetables in limited amounts of liquid
- Ideal for long slow cooking which allows the liquid to add juices flavour
- Also used as a hot bath in conjunction with tapered sauce pans for melting butters, heating sauces or for blanching vegetables



SAUCE PAN

FEATURES

- Hybrid sauce pan and fry pan
- saute, brown, poach, create a stir fry and build a sauce
- Curved sides allow for thorough and efficient whisking of ingredients



FRYING PAN

FEATURES

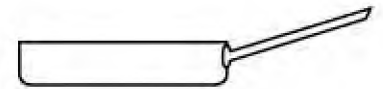
- Curved side walls for easy stirring food out of the pan
- Ideal for frying, scrambling, sauteing or searing
- sloped sides prevent steam from forming in the pan



SAUTE PAN

FEATURES

- Wide bottom area for maximum heat conduction
- Ideal for sauteing, searing, deglazing, poaching and stir frying
- straight high sides help contain food and expose all sides to heat



Professional Cookware for Chef



Stock Pot



Sauce Pot



Saute Pan



Non-stick Fry Pan



Sauce Pan

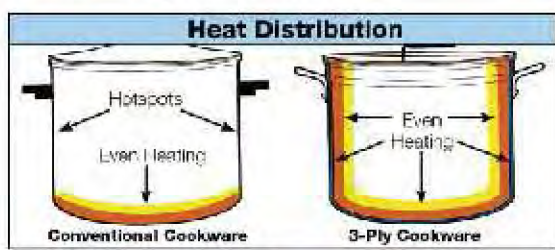


Polish Fry Pan

Tribune 3 Ply Cookware

Induction NSF

Item No. 货号	Description 产品描述	Dia./MM 内径/MM	H/MM 外高/MM	Cap./Ltr 容量/升
T11610	Stock Pot With Cover 高身汤煲	160	95	1.9/2.0
T11811	Stock Pot With Cover 高身汤煲	180	110	2.5/2.7
T12012	Stock Pot With Cover 高身汤煲	200	120	3.8/4.0
T12213	Stock Pot With Cover 高身汤煲	220	130	4.9/5.2
T12414	Stock Pot With Cover 高身汤煲	240	140	6.3/6.7
T12615	Stock Pot With Cover 高身汤煲	260	150	8.0/8.5
T12816	Stock Pot With Cover 高身汤煲	280	160	9.8/10.5
T13018	Stock Pot With Cover 高身汤煲	300	180	12.7/13.5
T11609	Stew Pan with Cover 双耳汁锅	160	85	1.7/1.8
T11809	Stew Pan with Cover 双耳汁锅	180	85	2.2/2.3
T12009	Stew Pan with Cover 双耳汁锅	200	85	2.7/2.8
T12209	Stew Pan with Cover 双耳汁锅	220	85	3.2/3.4
T12409	Stew Pan with Cover 双耳汁锅	240	90	4.1/4.3
T12609	Stew Pan with Cover 双耳汁锅	260	90	4.8/5.0
T12810	Stew Pan with Cover 双耳汁锅	280	95	5.8/6.2
T13011	Stew Pan with Cover 双耳汁锅	300	105	7.4/7.8
T13212	Stew Pan with Cover 双耳汁锅	320	120	9.6/10.2
T21610	Sauce Pans with Cover 单柄汁锅	160	95	1.9/2.0
T21810	Sauce Pans with Cover 单柄汁锅	180	100	2.5/2.7
T22012	Sauce Pans with Cover 单柄汁锅	200	120	3.8/4.0
T22213	Sauce Pans with Cover 单柄汁锅	220	130	4.9/5.2
T22414	Sauce Pans with Cover 单柄汁锅	240	140	6.3/6.7
T22615	Sauce Pans with Cover 单柄汁锅	260	150	8.0/8.5
T22816	Sauce Pans with Cover 单柄汁锅	280	160	9.8/10.5
T23018	Sauce Pans with Cover 单柄汁锅	300	180	12.7/13.5
T21609	Saute Pans with Cover 单柄汁锅	160	85	1.7/1.8
T21809	Saute Pans with Cover 单柄汁锅	180	85	2.2/2.3
T22008	Saute Pans with Cover 单柄汁锅	200	85	2.7/2.8
T22208	Saute Pans with Cover 单柄汁锅	220	85	3.2/3.4
T22409	Saute Pans with Cover 单柄汁锅	240	90	4.1/4.3
T22609	Saute Pans with Cover 单柄汁锅	260	90	4.8/5.0
T22809	Saute Pans with Cover 单柄汁锅	280	95	5.8/6.2
T23011	Saute Pans with Cover 单柄汁锅	300	105	7.4/7.8
T23212	Saute Pans with Cover 单柄汁锅	320	120	9.6/10.2
T32005	Fry Pan with Nature Finish 煎盘	200	50	8"
T32405	Fry Pan with Nature Finish 煎盘	240	50	9"
T32606	Fry Pan with Nature Finish 煎盘	260	55	10"
T33006	Fry Pan with Nature Finish 煎盘	300	55	12"
T42005	Non Stick Fry Pan 不粘煎盘	200	50	8"
T42405	Non Stick Fry Pan 不粘煎盘	240	50	9"
T42606	Non Stick Fry Pan 不粘煎盘	260	55	10"
T43006	Non Stick Fry Pan 不粘煎盘	300	55	12"



More Even Heat Distribution



Hammered texture surface available



All Body 3 Ply Structure

Profi Line

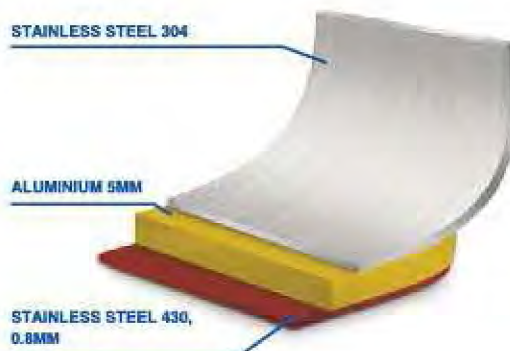


- Sanded pan with thicken & high gloss polished heavy bumper up to 2.2-2.5mm.
- Solid handles with multi-point fixing to the pot surface which don't get hot.
- Super Acid-resistant & Anti Rust.
- Sandwich type bottom (stainless steel/aluminium/stainless steel) combines the heat distribution of aluminium with the durability and magnetic properties of stainless steel to allow induction cooking.
- The bottom is formed by special impact bonding, causing the whole surface of the component layers to weld seamlessly - this guarantees corrosion resistance and optimal heat conduction.



HIGH STOCK POT - WITH LID

code	liter	wall (mm)	size (mm)
PF12020	6.3	0.8	Ø200x(H)200
PF12525	12.3	0.8	Ø250x(H)250
PF13030	21.2	0.8	Ø300x(H)300
PF13232	25.0	0.8	Ø320x(H)320
PF13636	36.0	1.0	Ø360x(H)360
PF14040	50.0	1.0	Ø400x(H)400
PF14545	70.0	1.2	Ø450x(H)450
PF15050	98.0	1.2	Ø500x(H)500
PF16060	170	1.2	Ø600x(H)600






HIGHT SAUCE - WITH LID

code	liter	wall (mm)	size (mm)
PF13020	15.5	0.8	Φ300x(H)200
PF13222	17.5	0.8	Φ320x(H)220
PF13624	24.0	1.0	Φ360x(H)240
PF14026	33.0	1.0	Φ400x(H)260
PF14528	43.0	1.2	Φ450x(H)280
PF15030	50.0	1.2	Φ500x(H)300
PF16040	113.0	1.2	Φ600x(H)400

STAINLESS STEEL 304

ALUMINIUM 5MM

STAINLESS STEEL 430,
MIN.0.5MM



HIGHT SAUCE PAN - WITH LID

code	liter	wall (mm)	size (mm)
PF21610	2.0	0.8	Φ160x(H)95
PF21811	2.7	0.8	Φ180x(H)105
PF22012	3.8	0.8	Φ200x(H)120
PF22414	6.0	0.8	Φ240x(H)140
PF22816	9.3	0.8	Φ280x(H)160

HIGHT SAUCE PAN - WITH LID

code	liter	wall (mm)	size (mm)
PF21606	1.4	0.8	Φ160x(H)60
PF21807	1.8	0.8	Φ180x(H)65
PF22007	2.8	0.8	Φ200x(H)70
PF22408	3.6	0.8	Φ240x(H)80
PF22809	5.8	0.8	Φ280x(H)90

Premium Line

- Sanded pan with high gloss polished heavy bumper
- Solid handles with multi-point fixing to the pot surface which don't get hot.
- Super Acid-resistant & Anti Rust.
- Sandwich type bottom (stainless steel/aluminum/stainless steel) combines the heat distribution of aluminium with the durability and magnetic properties of stainless steel to allow induction cooking.
- The bottom is formed by special impact bonding, causing the whole surface of the component layers to weld seamlessly - this guarantees corrosion resistance and optimal heat conduction.



HIGHT STOCK POT - WITH LID

code	liter	wall (mm)	size (mm)
PR11612	2.4	0.8	Φ160x(H)120
PR11616	3.2	0.8	Φ160x(H)160
PR12020	6.3	0.8	Φ200x(H)200
PR12424	10.9	0.8	Φ240x(H)240
PR12828	17.2	0.8	Φ280x(H)280
PR13030	21.2	1.0	Φ300x(H)300
PR13232	25.0	1.0	Φ320x(H)320
PR13636	36.0	1.0	Φ360x(H)360
PR14040	50.0	1.0	Φ400x(H)400
PR14545	70.0	1.2	Φ450x(H)450
PR15050	98.0	1.2	Φ500x(H)500

HIGHT SAUCE POT - WITH LID

code	liter	wall (mm)	size (mm)
PR11610	2.0	0.8	Φ160x(H)95
PR12014	4.4	0.8	Φ200x(H)140
PR12416	7.2	0.8	Φ240x(H)160
PR12818	11.1	0.8	Φ280x(H)180
PR13220	16.1	1.0	Φ320x(H)200
PR13622	24.4	1.0	Φ360x(H)220
PR14030	37.7	1.0	Φ400x(H)300
PR14536	57.3	1.0	Φ450x(H)360
PR15032	62.8	1.2	Φ500x(H)320
PR15040	78.5	1.2	Φ500x(H)400

LOW SAUCE POT - WITH LID

code	liter	wall (mm)	size (mm)
PR12011	3.3	0.8	Φ200x(H)105
PR12411	5.0	0.8	Φ240x(H)110
PR12813	8.0	0.8	Φ280x(H)130
PR13216	12.9	1.0	Φ320x(H)160
PR13618	18.3	1.0	Φ360x(H)180
PR14025	31.4	1.0	Φ400x(H)250
PR14528	44.5	1.2	Φ450x(H)280



BRAZIER - WITH LID

code	liter	wall (mm)	size (mm)
PR12407	2.9	0.8	Φ240x(H)65
PR13014	9.9	0.8	Φ300x(H)140
PR13614	14.2	1.0	Φ360x(H)140
PR14015	18.8	1.0	Φ400x(H)150
PR14515	23.8	1.0	Φ450x(H)150
PR15015	29.4	1.2	Φ500x(H)150

Premium Line



HIGHT SAUCE PAN - WITH LID

code	liter	wall (mm)	size (mm)
PR21610	1.9	0.8	Φ160x(H)95
PR21612	2.4	0.8	Φ160x(H)120
PR22014	4.4	0.8	Φ200x(H)140
PR22216*	5.9	0.8	Φ220x(H)155
PR22416*	7.0	0.8	Φ240x(H)155
PR22616*	8.2	0.8	Φ260x(H)155
PR22816*	9.5	0.8	Φ280x(H)155

*With Helper Handle

LOW SAUCE PAN - WITH LID

code	liter	wall (mm)	size (mm)
PR21407	1.1	0.8	Φ140x(H)70
PR21608	1.5	0.8	Φ160x(H)75
PR21811	2.7	0.8	Φ180x(H)105
PR22011	3.3	0.8	Φ200x(H)105
PR22411	5.0	0.8	Φ240x(H)110
PR22813	8.0	0.8	Φ280x(H)130

SAUTE PAN - NO LID, CURVE BODY

code	liter	wall (mm)	size (mm)
PR21606	1.1	0.8	Φ160x(H)60
PR21806	1.4	0.8	Φ180x(H)60
PR22007	1.8	0.8	Φ200x(H)65
PR22408	3.1	0.8	Φ240x(H)80



POLISH FRY PAN

code	liter	wall (mm)	size (mm)
PR32005	8.0	0.8	Φ200x(H)45
PR32405	9.5	0.8	Φ240x(H)50
PR32805	11	0.8	Φ280x(H)50
PR33205*	12	1.0	Φ320x(H)50
PR33606*	14	1.0	Φ360x(H)60

*With Helper Handle

NON STICK FRY PAN

code	liter	wall (mm)	size (mm)
PR32005N	8.0	0.8	Φ200x(H)45
PR32405N	9.5	0.8	Φ240x(H)50
PR32805N	11	0.8	Φ280x(H)50
PR33205N*	12	1.0	Φ320x(H)50
PR33606N*	14	1.0	Φ360x(H)60

SAUTE PAN - WITH LID

code	liter	wall (mm)	size (mm)
PR22407*	2.9	0.8	Φ240x(H)65
PR23007*	5.2	1.0	Φ300x(H)70
PR23408*	7.5	1.0	Φ340x(H)80

Standard Line

- Solid handles with multi-point fixing to the pot surface which don't get hot.
- Super Acid-resistant & Anti Rust.
- Sandwich type bottom (stainless steel/aluminum/stainless steel) combines the heat distribution of aluminium with the durability and magnetic properties of stainless steel to allow induction cooking.
- The bottom is formed by special impact bonding, causing the whole surface of the component layers to weld seamlessly - this guarantees corrosion resistance and optimal heat conduction.



Standard Fold Rim



HIGHT STOCK POT - WITH LID

code	liter	wall (mm)	size (mm)
SD12020	6.3	0.8	Φ200x(H)200
SD12525	12.3	0.8	Φ250x(H)250
SD12828	17.2	0.8	Φ280x(H)280
SD13030	21.2	0.8	Φ300x(H)300
SD13232	25.0	0.8	Φ320x(H)320
SD13636	36.0	1.0	Φ360x(H)360
SD14040	50.0	1.0	Φ400x(H)400
SD14545	70.0	1.2	Φ450x(H)450
SD15050	98.0	1.2	Φ500x(H)500
SD16060	170	1.2	Φ600x(H)600



HIGHT SAUCE POT - WITH LID

code	liter	wall (mm)	size (mm)
SD12518	8.5	0.8	Φ280x(H)180
SD13020	14.0	0.8	Φ300x(H)200
SD13222	18.0	0.8	Φ320x(H)220
SD13624	23.0	1.0	Φ360x(H)240
SD14026	32.5	1.0	Φ400x(H)260
SD14528	44.3	1.2	Φ450x(H)280
SD15030	55.8	1.2	Φ500x(H)300
SD15535	88.5	1.2	Φ550x(H)350
SD16040	113	1.2	Φ600x(H)400



HIGHT SAUCE POT - WITH LID

code	liter	wall (mm)	size (mm)
SD11808	2.0	0.6	Φ180x(H)80
SD12010	3.0	0.6	Φ200x(H)95
SD12213	4.9	0.6	Φ220x(H)130
SD12416	7.0	0.7	Φ240x(H)155
SD12617	9.0	0.7	Φ260x(H)170
SD12818	11	0.7	Φ280x(H)180
SD13021	15	0.7	Φ300x(H)210
SD13225	20	0.7	Φ320x(H)250



POLISH FRY PAN

code	Inch	wall (mm)	size (mm)
SD32005	8.0	0.7	Φ200x(H)50
SD32405	9.5	0.7	Φ240x(H)50
SD32805	11	0.7	Φ280x(H)50
SD33205*	12	0.7	Φ320x(H)50
SD33405*	12.5	0.7	Φ340x(H)50
SD33605*	14	0.7	Φ360x(H)50

*With Helper Handle



NON STICK FRY PAN

code	Inch	wall (mm)	size (mm)
SD32005N	8.0	0.7	Φ200x(H)50
SD32405N	9.5	0.7	Φ240x(H)50
SD32805N	11	0.7	Φ280x(H)50
SD33205N*	12	0.7	Φ320x(H)50
SD33405N*	12.5	0.7	Φ340x(H)50
SD33605N*	14	0.7	Φ360x(H)50

*With Helper Handle

SAUCE PAN - WITH LID

code	liter	wall (mm)	size (mm)
SD21406	0.8	0.8	Φ140x(H)55
SD21606	1.2	0.8	Φ160x(H)60
SD21807	1.7	0.8	Φ180x(H)65
SD21610	2.0	0.8	Φ160x(H)100
SD21811	2.7	0.8	Φ180x(H)110
SD22013*	4.0	0.8	Φ200x(H)125
SD22214*	5.1	0.8	Φ220x(H)135
SD22414*	6.3	0.8	Φ240x(H)140
PR22816*	10.0	0.8	Φ280x(H)160

*With Helper Handle

Standard Line



- Sanded pan with high gloss polished heavy bumper
- Solid handles with multi-point fixing to the pot surface which don't get hot.
- Super Acid-resistant & Anti Rust.
- Sandwich type bottom (stainless steel/aluminum/stainless steel) combines the heat distribution of aluminium with the durability and magnetic properties of stainless steel to allow induction cooking.
- The bottom is formed by special impact bonding, causing the whole surface of the component layers to weld seamlessly - this guarantees corrosion resistance and optimal heat conduction.



HIGHT STOCK POT - WITH LID

code	liter	wall (mm)	size (mm)
SD12020	6.3	0.8	Φ200x(H)200
SD12525	12.3	0.8	Φ250x(H)250
SD12828	17.2	0.8	Φ280x(H)280
SD13030	21.2	0.8	Φ300x(H)300
SD13232	25.0	0.8	Φ320x(H)320
SD13636	36.0	1.0	Φ360x(H)360
SD14040	50.0	1.0	Φ400x(H)400
SD14545	70.0	1.2	Φ450x(H)450
SD15050	98.0	1.2	Φ500x(H)500
SD16060	170	1.2	Φ600x(H)600

HIGHT SAUCE POT - WITH LID

code	liter	wall (mm)	size (mm)
SD12518	8.5	0.8	Φ280x(H)180
SD13020	14.0	0.8	Φ300x(H)200
SD13222	18.0	0.8	Φ320x(H)220
SD13624	23.0	1.0	Φ360x(H)240
SD14026	32.5	1.0	Φ400x(H)260
SD14528	44.3	1.2	Φ450x(H)280
SD15030	55.8	1.2	Φ500x(H)300
SD15535	88.5	1.2	Φ550x(H)350
SD16040	113	1.2	Φ600x(H)400

LOW STEW PAN/BRAZIER - WITH LID

code	liter	wall (mm)	size (mm)
SD12809	5.5	0.8	Φ280x(H)95
SD13212	7.5	0.8	Φ320x(H)120
SD13614	14	1.0	Φ360x(H)140
SD14015	19	1.0	Φ400x(H)150
SD14515	24	1.0	Φ450x(H)150
SD15015	28	1.0	Φ500x(H)150
SD15515	35	1.0	Φ550x(H)150
SD16015	42	1.0	Φ600x(H)150

Standard Line Upgrade 1

Straight + Thicken Rim



Standard Line Upgrade 2

Fold + Thicken Rim



Budget Line

- Sandwich type bottom (stainless steel/aluminum/stainless steel) combines the heat distribution of aluminium with the durability and magnetic properties of stainless steel to allow induction cooking.
- Satin finish of all outer surfaces.
- Riveted stainless steel handles which don't get hot.



HIGHT SAUCE - WITH LID

code	liter	wall (mm)	size (mm)
BD21610	2.0	0.8	Φ160x(H)95
BD21811	2.8	0.8	Φ180x(H)110
BD22012	3.8	0.8	Φ200x(H)120
BD22414	6.0	0.8	Φ240x(H)140
BD22615*	8.5	0.8	Φ260x(H)150
BD22816*	9.3	0.8	Φ280x(H)160
BD23018*	11	0.8	Φ300x(H)180

*With Helper Handle

HIGHT SAUCE - WITH LID

code	liter	wall (mm)	size (mm)
BD21607	1.5	0.8	Φ160x(H)70
BD21807	1.9	0.8	Φ180x(H)70
BD22008	2.5	0.8	Φ200x(H)75
BD22208	2.8	0.8	Φ220x(H)75
BD22408	3.5	0.8	Φ240x(H)80
BD22609*	5.0	0.8	Φ260x(H)85
BD22810*	6.5	0.8	Φ280x(H)95
BD23011*	8.0	0.8	Φ300x(H)105

*With Helper Handle



POLISH FRY PAN/NON-STICK FRY PAN

Polish	Non-Stick	Inch	wall (mm)	size (mm)
BD31804	BD31804N	7.0	0.8	Φ180x(H)38
BD32004	BD32040N	8.0	0.8	Φ200x(H)40
BD32204	BD32204N	9.0	0.8	Φ220x(H)41
BD32405	BD32405N	9.5	0.8	Φ240x(H)45
BD32605	BD32605N	10	0.8	Φ260x(H)47
BD32805	BD32805N	11	0.8	Φ280x(H)48
BD33005	BD33005N	11.5	0.8	Φ300x(H)49
BD33205*	BD33205N*	12	0.8	Φ320x(H)50
BD33605*	BD33605N*	14	0.8	Φ360x(H)53
BD34006*	BD34006N*	16	0.8	Φ400x(H)55
BD36005*	N/A	24	0.8	Φ600x(H)65

*With Helper Handle

Budget Line

- Super thick bottom design (3mm) make it more durable for long time cooking.
- Satin finish of all outer surdaces with reinforced rim.
- Riveted stainless steel handles which don't get hot.



Thicken Rim make it stronger and looks more elegant

Thick Rim 2.0 to 2.5mm
 SS18/8 0.8 to 1.2mm
 Bottom Thickness 3.0mm



Up to 3.0mm thickness
 Induction Ready &
 More Long Lasting

HIGHT STOCK POT - WITH LID

code	liter	wall (mm)	size (mm)
DD12020	6.3	0.8	Φ200x(H)200
DD12525	12.3	0.8	Φ250x(H)250
DD12828	17.2	0.8	Φ280x(H)280
DD13030	21.2	0.8	Φ300x(H)300
DD13232	25.0	0.8	Φ320x(H)320
DD13535	33.0	1.0	Φ360x(H)360
DD14040	50.0	1.0	Φ400x(H)400
DD14545	70.0	1.2	Φ450x(H)450
DD15050	98.0	1.2	Φ500x(H)500
DD15060	120	1.2	Φ500x(H)600
DD15555	140	1.2	Φ550x(H)550
SD16060	170	1.2	Φ600x(H)600

HIGHT STOCK POT - WITH LID

code	liter	wall (mm)	size (mm)
DD13020	14.0	0.8	Φ300x(H)200
DD13222	18.0	0.8	Φ320x(H)220
DD13624	23.0	1.0	Φ360x(H)240
DD14026	32.5	1.0	Φ400x(H)260
DD14528	44.3	1.2	Φ450x(H)280
DD15030	55.8	1.2	Φ500x(H)300
DD15535	88.5	1.2	Φ550x(H)350
DD16040	113	1.2	Φ600x(H)400

New Design Energy Saving Pot for Gas Stove

- Up to 3 time more efficiency then normal pot in gas stove.
- For gas or other fire stove only.
- Riveted stainless steel handles which don't get hot.



Triple Efficiency in Gas Stove



Cookware



Paella Pan

Polish	Non-Stick	Copper	Inch	wall (mm)	Upper/Bottom (mm)
PL2004	PL2004N	PL2004C	8	0.6	Φ200/140x(H)35
PL2204	PL2204N	PL2204C	8.5	0.6	Φ220/160x(H)35
PL2404	PL2404N	PL2404C	9	0.6	Φ240/180x(H)35
PL2604	PL2604N	PL2604C	10	0.6	Φ260/200x(H)35
PL2804	PL2804N	PL2804C	11	0.6	Φ280/220x(H)35
PL3004	PL3004N	PL3004C	12	0.6	Φ300/240x(H)35
PL3204	PL3204N	PL3204C	12.5	0.6	Φ320/260x(H)35
PL3404	PL3404N	PL3404C	13	0.6	Φ340/280x(H)35



PASTA COOKER - WITH LID

code	liter	wall (mm)	size (mm)
PC2419	8.0	0.8	Pot: Φ240x(H)190 Insert: Φ240x(H)170
PC2624	12.0	0.8	Pot: Φ260x(H)235 Insert: Φ260x(H)215



3 Grid Design



2 Cycle Design



Sanitary Welding
No leaking

S Divider Design

HOT POT WITH DIVIDER

3 Grid	2 Cyle	S Divider	wall (mm)	Upper/Bottom (mm)
HP31609	HP21609	HP11609	0.8	Φ160x(H)85
HP31809	HP21809	HP11809	0.8	Φ180x(H)85
HP32009	HP22009	HP12009	0.8	Φ200x(H)85
HP32209	HP22209	HP122209	0.8	Φ220x(H)85
HP32409	HP22409	HP12409	0.8	Φ240x(H)90
HP32509	HP22509	HP12509	0.8	Φ250x(H)90
HP32609	HP22609	HP12609	0.8	Φ260x(H)90
HP32810	HP22810	HP12810	0.8	Φ280x(H)95
HP33011	HP23011	HP13011	0.8	Φ300x(H)105
HP33212	HP23212	HP13212	0.8	Φ320x(H)120
HP33614	HP23614	HP13614	0.8	Φ360x(H)140

Stay Cold & Easy Cleaning Handle



3 Layer (SS+Alu.+SS)bottom for even heat distribute and suitable for any kind of stove including induction

INSULATED PORTABLE CONTAINER

- Space between the walls is filled with special insulating material which keeps hot or cold temperature of food for up to 6-8 hours
- Double lid secured with a seal and equipped with 6 latches.
- Air valve, Two Handles for transport.
- Flexible material protects the container and the floor against damage
- Stackable



double walls and cover with special foam insulation.



Insulated Container with Rubber Base

code	liter	wall (mm)	size (mm)
IC13017	10	0.8	Φ300x(H)170
IC13023	15	0.8	Φ300x(H)230
IC13031	20	0.8	Φ300x(H)310
IC13038	25	0.8	Φ300x(H)380
IC13052	35	0.8	Φ300x(H)520
IC14533	50	0.8	Φ450x(H)330
IC15042	80	0.8	Φ500x(H)420
IC15052	100	0.8	Φ500x(H)520

Insulated Container without Rubber Base

code	liter	wall (mm)	size (mm)
IC23017	10	0.8	Φ300x(H)170
IC23023	15	0.8	Φ300x(H)230
IC23031	20	0.8	Φ300x(H)310
IC23038	25	0.8	Φ300x(H)380
IC23052	35	0.8	Φ300x(H)520
IC24533	50	0.8	Φ450x(H)330
IC25042	80	0.8	Φ500x(H)420
IC25052	100	0.8	Φ500x(H)520

Single Wall Storage Bucket

- With 3 latches
- Cover with gasket, Airtight

code	liter	wall (mm)	size (mm)
IC32530	15	0.8	Φ250x(H)300
IC33240	30	0.8	Φ320x(H)400
IC33545	40	0.8	Φ350x(H)450
IC34050	60	0.8	Φ400x(H)500
IC34555	90	0.8	Φ450x(H)550
IC35060	115	0.8	Φ500x(H)600

Storage Bucket - Square

code	liter	wall (mm)	size (mm)
SBS1414	2.0	0.6	135x135x(H)135
SBS1717	4.0	0.7	165x165x(H)165
SBS1818	5.0	0.7	180x180x(H)180
SBS2020	6.0	0.7	195x195x(H)195
SBS2121	8.0	0.8	210x210x(H)210
SBS2424	12.0	0.8	240x240x(H)240
SBS2727	16.0	0.8	270x270x(H)270
SBS3030	20.0	0.8	300x300x(H)300
SBS3333	28.0	0.8	330x330x(H)330
SBS3636	36.0	0.8	360x360x(H)360

COOKWARE



Carbon Steel Fry Pan

Polish	Non-Stick	Inch	wall (mm)	size (mm)
CFP1603	CFP1603N	6	1.2	Φ160x(H)28
CFP1803	CFP1803N	7	1.2	Φ180x(H)29
CFP2003	CFP2003N	8	1.2	Φ200x(H)30
CFP2203	CFP2203N	8.5	1.2	Φ220x(H)31
CFP2403	CFP2403N	9	1.2	Φ240x(H)32
CFP2603	CFP2603N	10	1.2	Φ260x(H)34
CFP2804	CFP2804N	11	1.2	Φ280x(H)36
CFP3004	CFP3004N	12	1.2	Φ300x(H)38
CFP3204	CFP3204N	12.5	1.2	Φ320x(H)40

Aluminum Fry Pan

Polish	Non-Stick	Inch	wall (mm)	size (mm)
AFP1804	AFP1804N	7	3.1	Φ180x(H)40
AFP2004	AFP2004N	8	3.1	Φ200x(H)40
AFP2604	AFP2604N	10	3.5	Φ260x(H)40
AFP3005	AFP3005N	11	3.5	Φ300x(H)45
AFP3606	AFP3606N	14	3.5	Φ360x(H)60

Cast Iron Fry Pan/Skillet

code	Inch	size (mm)
CF11604	7	Φ160x(H)40
CF12005	8	Φ200x(H)45
CF22605	10	Φ260x(H)46

code	Inch	size (mm)
CF22605	10	Φ260(H)50

code	Inch	size (mm)
CF33003	12	Φ300(H)30

WOK 3 - PLY- WITHOUT LID

- Fast heating and excellent heat distribution.
- Very durable through high wear resistance.
- Long hollow handle made of stainless steel.
- Flat bottom or round bottom



Flat bottom	Round bottom	Inch
TP13410	TP23413	Φ13.5
TP13610	TP23613	Φ14

ROASTING PAN

- With handles.
- Only suitable for ovens, not for direct contact heating.

code	size (mm)
508503	315x245x(H)50
508510	385x275x(H)60
508527	430x310x(H)60



FISH POACHER 60CM

- With an insert elevation plate to poach the fish.
- The kettle is easy to clean and maintain

code	size (mm)
836057	620x190x(H)100
836058	450x160x(H)100

SS COLANDER KITCHEN BOWL

- With base and 2 riveted handles
- Commercial size for restaurant kitchen



Colander & Kitchen Bowl

Colander	Kitchen Bowl	Liter	size (mm)
CL3218	KB3218	8	Φ320x(H)180
CL3620	KB3620	10	Φ360x(H)200
CL4022	KB4022	12	Φ400x(H)220
CL4524	KB4524	25	Φ450x(H)240
CL5026	KB5026	30	Φ500x(H)260
CL5528	KB5528	50	Φ550x(H)280
CL6030	KB6030	75	Φ600x(H)300



A

B



C

St/Steel Bucket/Pail With Cover

- Stackable for easy storage
- With measurement mark
- Wide, reinforced base for stability & hygiene

Liter	Style A	Style B	Style C
7.0	SBA007	SBB007	N/A
10.0	SBA010	SBB010	SBC010
12.0	SBA012	SBB012	N/A
15.0	SBA015	SBB015	N/A
20.0			SBC020
30.0			SBC030



Tri-Ply Small Sauce Pan With Hammered And Copper Surface

Size	Sliver Hammered	Copper Hammered	Size	Sliver Hammered	Copper Hammered
Φ80x(H)40	T20804H	T20804G	Φ80x(H)70	T20807H	T20807G
Φ100x(H)45	T21005H	T21005G	Φ100x(H)75	T21008H	T21008G
Φ120x(H)50	T21205H	T21205G	Φ120x(H)80	T21208H	T21208G

Item No. 货号	Description 产品描述		Dia./MM 内径/MM	H/MM 外高/MM	Cap./Ltr 容量/升
BK2530	4.0 Gallon Brew Kettle 4加仑酿酒桶		250	300	15
BK2836	5.5 Gallon Brew Kettle 5.5加仑酿酒桶		280	280	20
BK3236	7.0 Gallon Brew Kettle 7.0加仑酿酒桶		320	320	26
BK3640	10 Gallon Brew Kettle 10加仑酿酒桶		360	360	38
BK4050	15 Gallon Brew Kettle 15加仑酿酒桶		400	400	57
BK4555	20 Gallon Brew Kettle 20加仑酿酒桶		450	450	75
BK5060	30 Gallon Brew Kettle 30加仑酿酒桶		500	500	115
BK6070	50 Gallon Brew Kettle 50加仑酿酒桶		600	600	190

Stainless Steel Brew Kettle & Accessory

Induction



BBV002	2 Pc Ball Valve 2件装球阀
BBV003	3 Pc Ball Valve 3件装球阀
BHTV01	Hose Tap Vall Valve 龙头
BSN030	Stainless Steel NIPPLE 不锈钢接头
BSC150	15MM Stainless Steel Coupler with Thread 不锈钢接头
BSC320	32MM Stainless Steel Coupler with Thread 不锈钢接头
BTBF01	Tubing Barb Fitting 连接头
BTF150	Trip Clamp Ferrule 快装头
BTC001	Tri Clover Clamp 快装
BTBV01	Tri Clamp Ball Valve 快装球阀
BBC120	12" Bazooka Screen 滤管
BBC240	24" Bazooka Screen 滤管
BFB250	Flase Bottom Diameter from 25 to 60CM 滤筛
BTMA01	Thermometer -Non Adjustable Face 温度计-单向
BTMB02	Thermometer - Adjustable Face 温度计-双向

Apache aluminum
Commercial Cookware



Item No. 货号	Description 产品描述	Dia./MM 内径/MM	H/MM 外高/MM	Cap./Ltr 容量/升
A12626	Stock Pot With Cover 带盖高身桶	260	260	13/14
A12828	Stock Pot With Cover 带盖高身桶	280	280	17/18
A13030	Stock Pot With Cover 带盖高身桶	300	300	21/22
A13333	Stock Pot With Cover 带盖高身桶	330	330	28/30
A13636	Stock Pot With Cover 带盖高身桶	360	360	36/38
A14040	Stock Pot With Cover 带盖高身桶	400	400	48/50
A14240	Stock Pot With Cover 带盖高身桶	420	400	55/58
A14540	Stock Pot With Cover 带盖高身桶	450	400	63/67
A14542	Stock Pot With Cover 带盖高身桶	450	420	67/70
A14845	Stock Pot With Cover 带盖高身桶	480	450	81/85



A12416	Casserole With Cover 带盖高身桶	240	160	7.2/7.6
A12718	Casserole With Cover 带盖高身桶	270	180	10/11
A13020	Casserole With Cover 带盖高身桶	300	200	14/15
A13321	Casserole With Cover 带盖高身桶	330	210	18/19
A13623	Casserole With Cover 带盖高身桶	360	230	23/25
A13923	Casserole With Cover 带盖高身桶	390	230	28/30
A14225	Casserole With Cover 带盖高身桶	420	250	35/38
A14527	Casserole With Cover 带盖高身桶	450	270	42/45



A13316	Brazier With Cover 带盖矮锅	330	160	13.4/14
A13615	Brazier With Cover 带盖矮锅	360	150	15/16
A14016	Brazier With Cover 带盖矮锅	400	160	29/20
A14217	Brazier With Cover 带盖矮锅	420	170	23.5/25
A14518	Brazier With Cover 带盖矮锅	450	180	28.6/30



A21510	Sauce Pan With Cover 单柄汁锅	150	102	1.8/1.9	induction
A22010	Sauce Pan With Cover 单柄汁锅	200	108	3.4/3.6	induction
A22211	Sauce Pan With Cover 单柄汁锅	220	113	4.3/4.5	induction
A22313	Sauce Pan With Cover 单柄汁锅	230	126	5.2/5.5	induction
A22514	Sauce Pan With Cover 单柄汁锅	250	140	7.0/7.5	induction
A22714	Sauce Pan With Cover 单柄汁锅	270	144	8.2/8.7	induction
A22915	Sauce Pan With Cover 单柄汁锅	290	146	9.4/10	induction
A23015	Sauce Pan With Cover 单柄汁锅	300	154	10.9/11.5	induction



A31804	Fry Pan with Nature Finish 砂光煎盘	180	40	7"	
A32005	Fry Pan with Nature Finish 砂光煎盘	200	40	8"	
A32606	Fry Pan with Nature Finish 砂光煎盘	260	40	10"	
A33006	Fry Pan with Nature Finish 砂光煎盘	300	45	12"	
A33606	Fry Pan with Nature Finish 砂光煎盘	360	60	14"	



A41804	Non Stick Fry Pan 不粘煎盘	180	40	7"	induction
A42005	Non Stick Fry Pan 不粘煎盘	200	40	8"	induction
A42606	Non Stick Fry Pan 不粘煎盘	260	40	10"	induction
A43006	Non Stick Fry Pan 不粘煎盘	300	45	12"	induction
A43606	Non Stick Fry Pan 不粘煎盘	360	60	14"	induction



Kitchen Knife



ITEM	NAME	BLADE KNIFE LENGTH
CK-CK10	10" Chef's knife	254mm/395mm
CK-CK08	8" Chef's knife	203mm/340mm
CK-CK06	6" Chef's knife	152mm/295mm
CK-SL10	10" Slicing knife	254mm/395mm
CK-SL08	8" Slicing knife	254mm/395mm
CK-BR08	8" Bread knife	203mm/340mm
CK-BN07	7" Boring knife	180mm/300mm
CK-SN08	8" Santoku knife	203mm/325mm
CK-SN06	6" Santoku knife	152mm/295mm
CK-UT05	5" Utility knife	127mm/240mm
CK-PA03	3.5" Paring knife	89mm/128mm
CK-SH10	10" Sharpener	254mm/360mm



ITEM	NAME	BLADE KNIFE LENGTH
SK-CK10	10" Chef's knife	254mm/395mm
SK-CK08	8" Chef's knife	203mm/340mm
SK-SL08	8" Slicing knife	203mm/340mm
SK-BR08	8" Bread knife	203mm/340mm
SK-UT05	5" Utility knife	203mm/320mm
SK-PA03	3.5" Paring knife	89mm/200mm
SK-SH10	10" Sharpener	254mm/360mm
SK-KC	Kitchen Scissor	305mm

HACCP Color Coded Kitchen Knife

- **RED**
Raw Meat
- **TAN**
Cooked Meats
- **YELLOW**
Raw Poultry, Chicken
- **BLUE**
Raw Fish, Seafood
- **GREEN**
Produce, Fruits, Vegetables
- WHITE**
Dairy, Cheese
- **BLACK**
Universal



PK-CK10	10" Chef's Knife		● ● ● ● ● ●
PK-CK08	8" Chef's Knife		● ● ● ● ●
PK-CK06	6" Chef's Knife		● ● ● ● ●
PK-SL10	10" Slicing Knife		● ● ●
PK-SL08	8" Slicing Knife		● ●
PK-HM12	12" Ham Knife		● ●
PK-BR12	12" Bread Knife		● ●
PK-BR08	8" Bread Knife		● ●
PK-BN07	7" Boning Knife		● ●
PK-UT05	5" Utility Knife		● ● ● ● ●
PK-PA03	3.5" Paring Knife		● ● ● ● ●
PK-SH10	10" Sharpener		● ●



Knife Magnet With Hooks



Kitchen Scissors A



UV Knife Sterilizer



Poultry Shears A



Poultry Shears B



Kitchen Scissors B

Kitchen Tools



Hamburger Turner



Griddle Scrapers



Perforated Turner



Spatula

Silicone/Rubber Scrapers




Salad spinner

WHS338 Φ 320x435 12L/2.65Gallons
 WHS339 Φ 420x515 25L/5.5Gallons



Skimmer

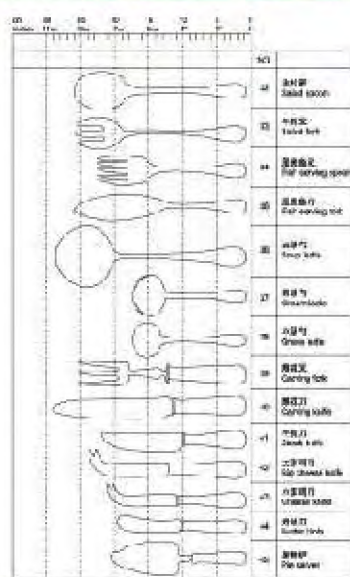
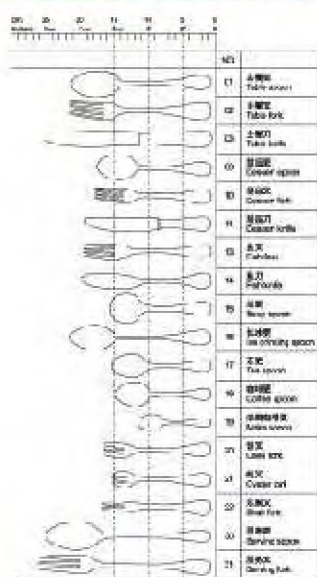


SSM120 Φ 120x230 SSM140 Φ 140x243
 SSM160 Φ 160x255 SSM180 Φ 140x285



Ladle 1-16 Oz

One Piece Kitchen Tool



Item No.	Comodity Name	Material	Length MM	Thickness MM
501-01	Table Spoon	304	202	4
501-02	Table Fork	304	205	4
501-03	Table Knife	420	235	8.5
501-04	Dessert Spoon	304	180	4
501-05	Dessert Fork	304	183	4
501-06	Dessert Knife	420	205	8.5
501-07	Fish Fork	304	183	4
501-08	Fish Knife	420	180	3.5
501-09A	#1 Soup Spoon	304	187	4
501-09B	#2 Soup Spoon	304	170	4
501-10	Ice Drinking Spoon	304	223	3
501-11	Tea Spoon	304	155	3
501-12	Coffee Spoon	304	110	3
501-13	Ice Cream Spoon	304	135	4.5
501-14	Sugar Spoon	304	138	3
501-15	Cake Fork	304	148	3.5
501-16	Oyster Fork	304	142	3
501-17	Fruit Fork	304	158	3.5
501-18A	#1 Serving Spoon	304	228	5
501-18B	#2 Serving Spoon	304	220	4
501-19	Square Serving Spoon	304	195	4.5
501-20A	#1 Serving Fork	304	205	4.5
501-20B	#2 Serving Fork	304	228	5
501-21	Salad Spoon	304	218	4
501-22	Salad Fork	304	218	4
501-23	Soup Ladle	304	280	4.5
501-24	Grave Ladle	304	180	4.5
501-25	Steak Knife	420	245	8.5
501-26	Fruit Knife	420	180	6.5
501-27	Butter Knife	420	180	3.5
501-28	Pie Server	304	245	4





Item No.	Description	Material	Length	Thickness
508-01	Table Spoon	304	215	6.5
508-02	Table Fork	304	210	6
508-03	Table Knife	420	255	12
508-09	Dessert Spoon	304	190	6.5
508-11	Dessert Fork	304	150	4.5



Item No.	Description	Material	Length	Thickness
222-01	Table Spoon	304	220	4
222-02	Table Fork	304	220	4
222-03	Table Knife	420	240	8
222-09	Soup Spoon	304	190	4
222-11	Tea Spoon	304	135	3
222-25	Steak Knife	420	240	8



Item No.	Description	Material	Length	Thickness
759-01	Table Spoon	304	205	4
759-02	Table Fork	304	210	4
759-03	Table Knife	420	240	9
759-11	Tea Spoon	304	170	3.5
759-25	Steak Knife	420	205	4



Item No.	Description	Material	Length	Thickness
606-01	Table Spoon	18/0	210	3
606-02	Table Fork	18/0	210	3
606-03	Table Knife	420	240	9
606-09	Soup Spoon	18/0	180	3
606-11	Tea Spoon	18/0	150	2.5



Item No.	Description	Material	Length	Thickness
618-01	Table Spoon	18/0	213	5
618-02	Table Fork	18/0	212	5
618-03	Table Knife	420	238	5
618-04	Dessert Spoon	18/0	190	5
618-05	Dessert Fork	18/0	190	5



Item No.	Description	Material	Length	Thickness
101-01	Table Spoon	410	203	2.5
101-02	Table Fork	410	203	2.5
101-03	Table Knife	410	230	5
101-07	Soup Spoon	410	193	2.7
101-08	Tea Spoon	410	134	2.0



Item No.	Description	Material	Length	Thickness
S08-01	Table Spoon	304	215	8
S08-02	Table Fork	304	216	8
S08-03	Table Knife	420	228	8.5
S08-09	Soup Spoon	304	210	8
S08-25	Steak Knife	304	185	8

S.S Tableware



Item no.	Name	Size/mm
BW001	Skimmer	360x108
BW002	Pie Server	315x98
BW003	Slotted Turner	370x80
BW004	Fork 4 Tine	265x45
BW005	Fork 2 Tine	285x22
BW006	Bread knife	345x21
BW007	Ladle With Spout	312x106
BW008	Cake Server	270x54
BW009	Ladle	265x45
BW010	Notched Serve Spoon	298x62
BW011	Solid Serve Spoon	298x62
BW012	Slotted Serve Spoon	298x62



MCA MCB MCC MCD
5"/8"/10"/11"/12"/13"/18"



SFT001 9" 12"



SFT002 8" 9" 10"



SFT003 9" 12"



SFT004 9" 12"



SFT005 9"



SFT006 9" 12"



SFT007 9" 12" 14"



SFT008 9" 12" 14" 16"



SFT009 9" 10" 12"



SFT010 9" 10" 12"



SFT011 7" 10" 12"

Food Serving Tray

- Ideal for heavy use in commercial scenarios.
- Non-skid surface, effective both wet and dry.
- Shockproof, break resistant.



Size	Plastic	Fiberglass
305x255/12"x10"	PNT1210	FNT1210
405x305/16"x12"	PNT1612	FNT1612
455x365/18"x14.5"	PNT1814	FNT1814
510x380/20"x15"	PNT2015	FNT2015
560x405/22"x16"	PNT2216	FNT2216
650x450/25.5"x18"	PNT2518	FNT2518
530x325/20.8"x12.8"	PNT2113	FNT2113
530x370/20.8"x14.5"	PNT2114	FNT2114

Size	Plastic	Fiberglass
635x520/25"	PNO025	FNO025
685x560/27"	PNO027	FNO027
735x600/29"	PNO029	FNO029
800x660/31.5"	PNO032	FNO032

Size	Plastic	Fiberglass
Φ275/11"	PNR011	FNR011
Φ355/14"	PNR014	FNR014
Φ405/16"	PNR016	FNR016
Φ450/18"	PNR018	FNR018



FFT4230 425x300



Fast Food Tray

Size	Plastic
350x265/14"x10"	FFT1410
400x300/16"x12"	FFT1612
450x355/18"x14"	FFT1814

Room Service Tray

Size	White/Black
300x200/12"x8"	WH012W/WH012B
340x220/13.5"x8.5"	WH014W/WH014B

Imitation Wood Tray

Size		Shape
Φ360	WTR036	Round
210x290	WTO012	Oval
360x460	WTT018	Rectangular



Folding Tray Stand

FTS001	520x410x(H)800
--------	----------------



Tray Trolley

STT112	380x550x(H)1800	Single row
STT212	850x570x(H)1800	Double row



Service Trolley

TST025	630x400x(H)980
--------	----------------

Coffee & Bar Series



■ Water Pitcher
 VP0034 1.0L
 VP0035 1.5L
 VP0036 2.0L



■ European Style Vacuum Pot

Silver	Color	
VP0004	VP0007	1.0L
VP0005	VP0008	1.5L
VP0006	VP0009	2.0L



■ Vacuum Pot
 VP0022 0.75L
 VP0023 1.0L
 VP0024 1.5L
 VP0025 2.0L



■ Vacuum Pot
 VP0013 1.0L
 VP0014 1.5L
 VP0015 2.0L



■ Vacuum Pot
 VP0026 1.5L
 VP0027 2.0L



■ Vacuum Pot
 VP0030 2.0L



■ Vacuum Pot
 VP0016 1.0L
 VP0017 1.5L
 VP0018 2.0L



■ Vacuum Pot
 VP0019 1.0L
 VP0020 1.5L
 VP0021 2.0L



- Air Pot
- APA030 3.0L
- APA040 4.0L
- APA050 5.0L

- Air Pot
- APB019 1.9L
- APB022 2.2L
- APB025 2.5L
- APB030 3.0L

- Air Pot
- APC019 1.9L
- APC022 2.2L
- APC025 2.5L
- APC030 3.0L
- APC040 4.0L
- APC050 5.0L



■ Coffee Decanter
VP0065 1.0L



■ Coffee Decanter
VP0064 1.0L



CAFÉ SERIES

MONOCHROMATIC STYLE





Non-stick & colorful painting available



■ Milk Pitcher

MP1015	150ml	MP1090	900ml
MP1035	350ml	MP1150	1500ml
MP1060	600ml	MP1200	2000ml

■ Mini Milk Pitcher

MP3010	100ml
MP3015	150ml
MP3020	200ml



■ Swollen Milk Pitcher

MP4015	150ml	MP4060	600ml
MP4025	250ml	MP4090	900ml
MP4035	350ml		

■ Swollen Milk Pitcher With Cover

MP503B	350ml
MP506B	600ml
MP509B	900ml

■ Milk Frother

MP6040	400ml
MP6060	600ml
MP6080	800ml



■ Milk Pitcher

MP7045 450ml

■ Measurement Cup

MP8050	500ml	MP8150	1500ml
MP8070	700ml	MP8200	2000ml
MP8100	1000ml		

■ Sugar Bowl

MP9015 150ml



KB16R

■ GN Size Knock Box

GN1/6 176x162x100
GN1/4 265x162x100

Rubber Knock Bar
KB16R
KB14R



KB14F-S

Silicone Knock Bar
KB16S
KB14R

With Wood Frame
KB16F-R/S
KB14F-R/S



■ Round Knock Box
KBS015



■ Coffee Drawer
KBD43



■ Coffee Grinder
VP0056

■ Coffee Drawer
KBD40



■ Ice Machine
VP0055



MSK1

MSK2

■ Milk Shaker

Supplied With 1 SS malt cup, 1 PC malt cup
Micro switch activates the machine when the cup is placed.
Powerful motor spins the rod at 15000rpm.
Capacity of cup: 1000ml.

	V	W	mm
MSK1	220-240	180	170x170x(H)520
MSK2	220-240	180+180	350x170x(H)520



■ Coffee Tamper
VP0059



■ Coffee Tamper Machine
VP0058

Various Design Pitcher Rinser



B1201 Φ 150
B1202 Φ 180



B1206 Φ 114



B1209



B1211



B1204 Φ 110



B1203 Φ 180
B1205 Φ 110



B1313



B1311




B1312




B1213



A9780



B1217



B1215

More Product For Coffee Shop And Bar Counter



5802A-08



5801A



5803B-08



6P-03



8P-02 267x230x260
8P-05 267x230x370



8P-06



8P-07 460x245



8P-09 450x450



Rose Gold
Copper
Size

2 ring	3 ring	4 ring	5 ring
7P-02R	7P-03R	7P-04R	7P-05R
7P-02C	7P-03C	7P-04C	7P-05C
475x395	625x395	775x395	925x395

Item No. 货号	Description 产品描述	LxWxH (mm) 长x宽x高 (mm)	Remark 备注
SST2A	Squire Tube 2 Tier Trolley 方管二层餐车	950x500x950	Big
SST2B	Squire Tube 2 Tier Trolley 方管二层餐车	850x450x900	Medium
SST2C	Squire Tube 2 Tier Trolley 方管二层餐车	750x400x835	Small
SST3A	Squire Tube 3 Tier Trolley 方管三层餐车	950x500x950	Big
SST3B	Squire Tube 3 Tier Trolley 方管三层餐车	850x450x900	Medium
SST3C	Squire Tube 3 Tier Trolley 方管三层餐车	750x400x835	Small
SST4A	Squire Tube 4 Tier Trolley 方管四层餐车	950x500x1260	Big
SST4B	Squire Tube 4 Tier Trolley 方管四层餐车	850x450x1210	Medium
SST4C	Squire Tube 4 Tier Trolley 方管四层餐车	750x400x1140	Small
RST2A	Round Tube 2 Tier Trolley 圆管两层餐车	860x540x940	Big
RST2B	Round Tube 2 Tier Trolley 圆管两层餐车	810x460x850	Medium
RST2C	Round Tube 2 Tier Trolley 圆管两层餐车	710x410x810	Small
RST3A	Round Tube 3 Tier Trolley 圆管三层餐车	860x540x940	Big
RST3B	Round Tube 3 Tier Trolley 圆管三层餐车	810x460x850	Medium
RST3C	Round Tube 3 Tier Trolley 圆管三层餐车	710x410x810	Small
RST4A	Round Tube 4 Tier Trolley 圆管四层餐车	860x540x1260	Big
RST4B	Round Tube 4 Tier Trolley 圆管四层餐车	810x460x1200	Medium
RST4C	Round Tube 4 Tier Trolley 圆管四层餐车	710x410x1080	Small
RDT2A	Round Tube Dish Collect Trolley 二层收碗车	860x540x940	Big
RDT2B	Round Tube Dish Collect Trolley 二层收碗车	810x460x850	Medium
RDT2C	Round Tube Dish Collect Trolley 二层收碗车	710x410x810	Small

NSF




Item No. 货号	Description 产品描述	Length 长/MM	Width 宽/MM	Height 高/MM	Cap./Ltr 容量/升	Remark 备注
RT1106	GN Pan Trolley 份数盘推车	380	550	1000		6 GN 1/1
RT1115	GN Pan Trolley 份数盘推车	380	550	1735		15 GN 1/1
RT2106	GN Pan Trolley 份数盘推车	590	670	1000		6 GN 2/1
RT2115	GN Pan Trolley 份数盘推车	590	670	1735		15 GN 2/1
RT106D	GN Pan Trolley with Worktop 食物盘推车	380	550	950		6 GN 1/1
RT112D	GN Pan Trolley with Worktop 食物盘推车	740	550	950		2x6 GN 1/1
RT206D	GN Pan Trolley with Worktop 食物盘推车	590	670	950		6 GN 2/1



RT106B	GN Pan Trolley Dual Row 份数盘推车	740	550	950		2x6 GN 1/1
RT115B	GN Pan Trolley Dual Row 份数盘推车	740	550	1750		2x15 GN 1/1



DTR010	Plate/Dish Transport Racks	600	635	1835		10 Tiers
DTR015	Plate/Dish Transport Racks	600	635	1835		15 Tiers



RT6410	Bakery Trolley 烘焙推车	470	620	1350		10 Bun Pan 60x40cm
RT6415	Bakery Trolley 烘焙推车	470	620	1700		15 Bun Pan 60x40cm
RT6430	Bakery Trolley 烘焙推车	670	820	1700		30 Bun Pan 60x40cm



RTC201	Bakery Trolley with Cabinet 烘焙推车	510	730	1800		
RTC202	Bakery Trolley with Cabinet 烘焙推车	650	860	1800		
RTC301	Bakery Trolley with Cabinet 烘焙推车	670	840	1850		



ASP030	Aluminum Sheet Pan 铝饼盘	600	400	30		
ASP050	Aluminum Sheet Pan 铝饼盘	600	400	50		



Item No. 货号	Description 产品描述	LxWxH (mm) 长x宽x高 (mm)	Remark 备注
PST02A	2 Tier Plastic Trolley 二层塑料推车	1020x500x960	Big
PST02B	2 Tier Plastic Trolley 二层塑料推车	845x430x950	Small
PST03A	3 Tier Plastic Trolley 三层塑料推车	1020x500x960	Big
PST03B	3 Tier Plastic Trolley 三层塑料推车	810x435x910	Small
PST03C	3 Tier Plastic Trolley 三层塑料推车	1040x460x910	Big
PST3AC	3 Tier Trolley With Carbinat 三层封闭推车	1020x500x960	Big
ST046A	Plastic Platform Trolley 塑料平板车	800x530x830	Max. 150KG
ST046B	Plastic Platform Trolley 塑料平板车	1000x600x980	Max. 300KG
GS033W	Janitorial Cart	1250x510x950	Big
GS033G	Janitorial Cart	1210x490x990	Standard
ST047A	Round Tube 3 Tier Trolley 不锈钢平板车	720x450x850	Max. 300KG
ST047B	Round Tube 3 Tier Trolley 不锈钢平板车	820x520x970	Max. 500KG
ST047C	Round Tube 3 Tier Trolley 不锈钢平板车	1000x600x1060	Max. 1000KG
ST048A	Assembly Platform Trolley 拆装平板车	855x545x800	Max. 500KG



Item No. 货号	Description 产品描述	LxWxH (mm) 长x宽x高 (mm)			Remark 备注
STTC01	Trolley with 5 Bucket 五斗收集车	900	460	930	Round Tube
STTC04	Trolley with 5 Bucket 五斗收集车	1070	560	950	Square Tube
STPC01	Plate Collect Trolley 托盘收集车	755	515	905	
STTC02	Plate Collect Trolley 托盘收集车	510	760	900	
STTC03	Plate Collect Trolley 托盘收集车	975	515	800	
STBH01	Waste Bag Holder 垃圾收集车	430	530	960	Close Mouth
STBH02	Waste Bag Holder 垃圾收集车	505	355	800	Open Mouth
STBH03	Waste Collect Station 垃圾站	1000	600	800	



Item No. 货号	Description 产品描述	LxWxH (mm) 长x宽x高 (mm)	Remark 备注
LT01A	Room Service Trolley 客房服务车	1420x450x1120	Double
LT01B	Room Service Trolley 客房服务车	830x450x1120	Single



LT02A Square Shape Linen Trolley
方形布草车 850x450x850 Folding Design



LT03A Square Shape Linen Trolley St/Steel Tube
方形布草车 850x600x900 Super Space Saving Design

LT03B Square Shape Linen Trolley Plastic Steel
方形布草车 850x600x900 Super Space Saving Design



LT04A Square Shape Linen Trolley
方形布草车 910x560x920 Big



LT04B Conical Linen Trolley
方形布草车 900x650x850 4 Support Tubes



LT04C Conical Linen Trolley
方形布草车 900x650x850 10 Support Tubes





Item No. 货号	Description 产品描述	LxWxH (mm) 长x宽x高 (mm)	Remark 备注
DW60A	St/Steel Worktable 不锈钢工作台	600x600x800	W/O Backsplash 24"/30"x24"
DW70A	St/Steel Worktable 不锈钢工作台	700x600x800	W/O Backsplash 24"/30"x36"
DW80A	St/Steel Worktable 不锈钢工作台	800x600x800	W/O Backsplash 24"/30"x48"
DW100A	St/Steel Worktable 不锈钢工作台	1000x600x800	W/O Backsplash 24"/30"x60"
DW120A	St/Steel Worktable 不锈钢工作台	1200x600x800	W/O Backsplash 24"/30"x72"
DW150A	St/Steel Worktable 不锈钢工作台	1500x700x850	W/O Backsplash 24"/30"x84"
DW180A	St/Steel Worktable 不锈钢工作台	1800x700x850	W/O Backsplash 24"/30"x96"
DW200A	St/Steel Worktable 不锈钢工作台	2000x700x850	W/O Backsplash 24"/30"x108"
DW220A	St/Steel Worktable 不锈钢工作台	2200x700x850	W/O Backsplash 24"/30"x120"



DW60B	St/Steel Worktable 不锈钢工作台	600x600x800	W/ Backsplash 24"/30"x24"
DW70B	St/Steel Worktable 不锈钢工作台	700x600x800	W/ Backsplash 24"/30"x36"
DW80B	St/Steel Worktable 不锈钢工作台	800x600x800	W/ Backsplash 24"/30"x48"
DW100B	St/Steel Worktable 不锈钢工作台	1000x600x800	W/ Backsplash 24"/30"x60"
DW120B	St/Steel Worktable 不锈钢工作台	1200x600x800	W/ Backsplash 24"/30"x72"
DW150B	St/Steel Worktable 不锈钢工作台	1500x700x850	W/ Backsplash 24"/30"x84"
DW180B	St/Steel Worktable 不锈钢工作台	1800x700x850	W/ Backsplash 24"/30"x96"
DW200B	St/Steel Worktable 不锈钢工作台	2000x700x850	W/ Backsplash 24"/30"x108"
DW220B	St/Steel Worktable 不锈钢工作台	2200x700x850	W/ Backsplash 24"/30"x120"



FWT060	Folding Worktable 折叠式工作台	600x600x800	
FWT070	Folding Worktable 折叠式工作台	700x600x800	
FWT080	Folding Worktable 折叠式工作台	800x600x800	
FWT100	Folding Worktable 折叠式工作台	1000x600x800	
FWT120	Folding Worktable 折叠式工作台	1200x600x800	
FWT150	Folding Worktable 折叠式工作台	1500x700x850	
FWT180	Folding Worktable 折叠式工作台	1800x700x850	
FWT200	Folding Worktable 折叠式工作台	2000x700x850	
FWT220	Folding Worktable 折叠式工作台	2200x700x850	



Folding Design

DW6060	Deluxe Square Leg Worktable 豪华方管工作台	600x600x850	
DW6070	Deluxe Square Leg Worktable 豪华方管工作台	700x600x850	
DW6080	Deluxe Square Leg Worktable 豪华方管工作台	800x600x850	
DW6100	Deluxe Square Leg Worktable 豪华方管工作台	1000x600x850	
DW6120	Deluxe Square Leg Worktable 豪华方管工作台	1200x600x850	
DW6150	Deluxe Square Leg Worktable 豪华方管工作台	1500x600x850	
DW6180	Deluxe Square Leg Worktable 豪华方管工作台	1800x600x850	
DW6200	Deluxe Square Leg Worktable 豪华方管工作台	2000x600x850	
DW6220	Deluxe Square Leg Worktable 豪华方管工作台	2200x600x850	
DW7060	Deluxe Square Leg Worktable 豪华方管工作台	600x700x850	
DW7080	Deluxe Square Leg Worktable 豪华方管工作台	800x700x850	
DW7100	Deluxe Square Leg Worktable 豪华方管工作台	1000x700x850	
DW7120	Deluxe Square Leg Worktable 豪华方管工作台	1200x700x850	
DW7150	Deluxe Square Leg Worktable 豪华方管工作台	1500x700x850	
DW7180	Deluxe Square Leg Worktable 豪华方管工作台	1800x700x850	
DW7200	Deluxe Square Leg Worktable 豪华方管工作台	2000x700x850	
DW7220	Deluxe Square Leg Worktable 豪华方管工作台	2200x700x850	



Reinforced Bar



Item No. 货号	Description 产品描述	LxWxH (mm) 长x宽x高 (mm)	Remark 备注
----------------	---------------------	--------------------------	--------------

ST140A	Single Bowl Sink Bench	550x550x950	400x400x280
ST145A	Single Bowl Sink Bench	600x650x950	450x450x280
ST150A	Single Bowl Sink Bench	650x700x950	500x500x280
ST140B	Singe Bowl Sink Bench With drain board	1050x550x950	400x400x280
ST145B	Singe Bowl Sink Bench With drain board	1100x650x950	450x450x280
ST150B	Singe Bowl Sink Bench With drain board	1200x700x950	500x500x280



ST240A	Double Bowl Sink Bench	1050x550x950	400x400x280
ST245A	Double Bowl Sink Bench	1200x650x950	450x450x280
ST250A	Double Bowl Sink Bench	1300x700x950	500x500x280
ST240B	Double Bowl Sink Bench With drain board	1550x550x950	400x400x280
ST245B	Double Bowl Sink Bench With drain board	1700x650x950	450x450x280
ST245B	Double Bowl Sink Bench With drain board	1800x700x950	500x500x280
ST340B	Triple Bowl Sink Bench	1550x550x950	400x400x280
ST345B	Triple Bowl Sink Bench	1800x650x950	450x450x280
ST350B	Triple Bowl Sink Bench	1950x700x950	500x500x280



DT140A	Single Bowl Sink Bench	550x550x950	400x400x250
DT145A	Single Bowl Sink Bench	600x650x950	450x450x250
DT150A	Single Bowl Sink Bench	650x700x950	500x500x250
DT140B	Singe Bowl Sink Bench With drain board	1050x550x950	400x400x250
DT145B	Singe Bowl Sink Bench With drain board	1100x650x950	450x450x250
DT150B	Singe Bowl Sink Bench With drain board	1200x700x950	500x500x250



DT240A	Double Bowl Sink Bench	1050x550x950	400x400x250
DT245A	Double Bowl Sink Bench	1200x650x950	450x450x250
DT250A	Double Bowl Sink Bench	1300x700x950	500x500x250
DT240B	Double Bowl Sink Bench With drain board	1550x550x950	400x400x250
DT245B	Double Bowl Sink Bench With drain board	1700x650x950	450x450x250
DT245B	Double Bowl Sink Bench With drain board	1800x700x950	500x500x250
DT340B	Triple Bowl Sink Bench	1550x550x950	400x400x250
DT345B	Triple Bowl Sink Bench	1800x650x950	450x450x250
DT350B	Triple Bowl Sink Bench	1950x700x950	500x500x250



Customize Design Available



Item No. 货号	Description 产品描述	LxWxH (mm) 长x宽x高 (mm)	Remark 备注
WM600A	Wall Mounted Shelf 挂墙壁层架	12"/14"/16"x24"	2T
WM900A	Wall Mounted Shelf 挂墙壁层架	12"/14"/16"x36"	2T
WM1200A	Wall Mounted Shelf 挂墙壁层架	12"/14"/16"x48"	2T
WM1500A	Wall Mounted Shelf 挂墙壁层架	12"/14"/16"x60"	3T
WM1800A	Wall Mounted Shelf 挂墙壁层架	12"/14"/16"x72"	3T
WM2100A	Wall Mounted Shelf 挂墙壁层架	12"/14"/16"x84"	3T
WM2400A	Wall Mounted Shelf 挂墙壁层架	12"/14"/16"x96"	3T
WM600B	Wall Mounted Shelf Rack 挂墙壁层架	600x300x140	2T
WM900B	Wall Mounted Shelf Rack 挂墙壁层架	900x300x140	2T
WM1200B	Wall Mounted Shelf Rack 挂墙壁层架	1200x300x140	2T
WM1500B	Wall Mounted Shelf Rack 挂墙壁层架	1500x300x140	3T
WM1800B	Wall Mounted Shelf Rack 挂墙壁层架	1800x300x140	3T
WM2100B	Wall Mounted Shelf Rack 挂墙壁层架	2100x300x140	3T
WM2400B	Wall Mounted Shelf Rack 挂墙壁层架	2400x300x140	3T
MS2418	Microwave Shelf 挂墙壁层架	24"x18"	
MS2424	Microwave Shelf 挂墙壁层架	24"x24"	
MS2030	Microwave Shelf 挂墙壁层架	20"x30"	
MS3624	Microwave Shelf 挂墙壁层架	36"x24"	
SR1200B1	4 Tiers Shelf Rack 四层存放架	1200x500x1550	Solid Tier
SR1500B1	4 Tiers Shelf Rack 四层存放架	1500x500x1550	Solid Tier
SR1800B1	4 Tiers Shelf Rack 四层存放架	1800x500x1550	Solid Tier
SR1200B2	4 Tiers Shelf Rack 四层存放架	1200x600x1550	Solid Tier
SR1500B2	4 Tiers Shelf Rack 四层存放架	1500x600x1550	Solid Tier
SR1800B2	4 Tiers Shelf Rack 四层存放架	1800x600x1550	Solid Tier



Aluminium Storage Rack For GN Pan

- Compatible for GN 1/1, 2/3 and 1/2 between the aluminum support
- Super Durable Anodized Aluminium Frame carrying capacity upto 250KG on the surface
- With Dishwasher safe polypropylene shelves, anti rust & anti acid; perfect to use in cold room and kitchen
- Easy expandable, More length available
- Easy assembly
- Knock -Down flat pack for space saving transport

SRGN02	Aluminium Storage Rack For GN Pan	1120x355x1700	2 x GN1/1
SRGN03	Aluminium Storage Rack For GN Pan	1650x355x1700	3 x GN1/1
SRGN04	Aluminium Storage Rack For GN Pan	2180x355x1700	4 x GN1/1
SRGN05	Aluminium Storage Rack For GN Pan	2710x355x1700	5 x GN1/1



Item No. 货号	Description 产品描述	Length 长/MM	Width 宽/MM	Height 高/MM	Cap./Ltr 容量/升
WH1208	Ice Cream Pan 雪糕盘	360	250	80	7L
WH1215	Ice Cream Pan 雪糕盘	360	250	150	13L
WH1308	Ice Cream Pan 雪糕盘	360	165	80	3L
WH1312	Ice Cream Pan 雪糕盘	360	165	118	5L



BMP040	4L Bain Marie Pot 汤桶	190	190	215	4L
BMP070	7L Bain Marie Pot 汤桶	240	240	215	7L
BMP110	11L Bain Marie Pot 汤桶	290	290	215	11L



SS5025	Deep Draw Square Sink 拉伸大星盆	500	500	250	
SS5030	Deep Draw Square Sink 拉伸大星盆	500	500	300	
SS4525	Deep Draw Square Sink 拉伸大星盆	450	450	250	
SS4530	Deep Draw Square Sink 拉伸大星盆	450	450	300	
SS4025	Deep Draw Square Sink 拉伸大星盆	400	400	250	
SS4030	Deep Draw Square Sink 拉伸大星盆	400	400	300	



KOS001	Knee Operate Sink	400	330	570	Cold Water
KOS002	Knee Operate Sink	400	330	570	Hot & Cold Water



KOS003	Knee Operate Sink	400	400	240	Cold Water
KOS004	Knee Operate Sink	400	400	240	Hot & Cold Water



SFP060	SS Round Food Pan 圆形食物盘	385	385	65	6L
--------	-------------------------	-----	-----	----	----



SFP60D	SS Round Food Pan 分格食物盘	385	385	65	6L
--------	-------------------------	-----	-----	----	----



Item No. 货号	Description 产品描述	Length 长/MM	Width 宽/MM	Height 高/MM	Cap./Ltr 容量/升	Remark 备注
IFA001	S.S Tapered Oil Funnel 油斗	265	135	260		
IFA002	Wire Holder 油斗架	130	130	200		
IFA003	S.S Tapered Oil Funnel 油斗	280	200	240		
SBF001	S.S Big Funnel 大口油斗	220	220	195		38MM
SBF002	S.S Big Funnel 大口油斗	240	240	210		38MM
SBF003	S.S Big Funnel 大口油斗	270	270	225		51MM
SBF005	S.S Funnel 双耳油斗	51.5	39	52		
KFB02A	S.S Knife+Fork Box 不锈钢刀叉箱	265	150	180		Single Row
KFB03A	S.S Knife+Fork Box 不锈钢刀叉箱	385	150	180		Single Row
KFB04A	S.S Knife+Fork Box 不锈钢刀叉箱	505	150	180		Single Row
KFB05A	S.S Knife+Fork Box 不锈钢刀叉箱	630	150	180		Single Row
KFB04B	S.S Knife+Fork Box 不锈钢刀叉箱	265	305	200		Dual Row
KFB06B	S.S Knife+Fork Box 不锈钢刀叉箱	385	305	200		Dual Row
KFB08B	S.S Knife+Fork Box 不锈钢刀叉箱	505	305	200		Dual Row
JZP002	PP Dispenser with Pump 不锈钢酱汁泵	365	195	275	2.0L	Dual Head
JZP003	PP Dispenser with Pump 不锈钢酱汁泵	545	195	275		Triple Head
JZS001	S.S Dispenser with Pump 不锈钢酱汁泵	195	195	275	3.5L	Single Head
JZS002	S.S Dispenser with Pump 不锈钢酱汁泵	365	195	275		Dual Head
JZS003	S.S Dispenser with Pump 不锈钢酱汁泵	545	195	275		Triple Head



Item No. 货号	Description 产品描述	Length 长/MM	Width 宽/MM	Height 高/MM	Cap./Ltr 容量/升	Remark 备注
CHA001	Plastic Condiment Holder 塑料果盒	500	160	90		3/4/5/6 Grid
CHB003	3 Grid Condiment Holder 塑钢调味盒	230	150	90		Plastic Grid
CHB004	4 Grid Condiment Holder 塑钢调味盒	305	150	90		Plastic Grid
CHB005	5 Grid Condiment Holder 塑钢调味盒	380	150	90		Plastic Grid
CHB006	6 Grid Condiment Holder 塑钢调味盒	455	150	90		Plastic Grid
CHF003	3 Grid Condiment Holder 全钢调味盒	230	150	90		S/S Grid
CHF004	4 Grid Condiment Holder 全钢调味盒	305	150	90		S/S Grid
CHF005	5 Grid Condiment Holder 全钢调味盒	380	150	90		S/S Grid
CHF006	6 Grid Condiment Holder 全钢调味盒	455	150	90		S/S Grid
CHC03A	3 Grid Condiment Holder 份数盘调味盒	515	245	215		GN Pan Grid
CHC04A	4 Grid Condiment Holder 份数盘调味盒	685	245	215		GN Pan Grid
CHC04B	4 Grid Condiment Holder 份数盘调味盒	345	425	250		GN Pan Grid
CHC06B	6 Grid Condiment Holder 份数盘调味盒	515	425	250		GN Pan Grid
CHD03A	3 Grid Condiment Holder 份数盘调味盒	515	245	215		GN Pan Grid
CHD04A	4 Grid Condiment Holder 份数盘调味盒	685	245	215		GN Pan Grid
CHD04B	4 Grid Condiment Holder 份数盘调味盒	345	425	250		GN Pan Grid
CHD06B	6 Grid Condiment Holder 份数盘调味盒	515	425	250		GN Pan Grid
B1603A	3Pcs Condime Set	78	56	120		
B1605A	5Pcs Condime Set	110	103	216		
B1803B	3Pcs Condime Set	120	83	186		
B1806A	6Pcs Condime Set	130	170	192		
WH19160	Bain-Marie Pan	155	105	160		
WH19075	Bain-Marie Pan	155	105	75		
WH19055	Bain-Marie Pan	155	105	55		
WH19L	Bain-Marie Pan Lid	155	105			
WH16235	Bain-Marie Pan	155	155	235		
WH16160	Bain-Marie Pan	155	155	160		
WH16075	Bain-Marie Pan	155	155	75		
WH16L	Bain-Marie Pan Lid	155	155			
WH24235	Bain-Marie Pan	240	240	235		
WH24160	Bain-Marie Pan	240	240	160		
WH24075	Bain-Marie Pan	240	240	75		
WH24L	Bain-Marie Pan Lid	240	240			



Item No. 货号	Description 产品描述	Length 长/MM	Width 宽/MM	Height 高/MM	Cap./Ltr 容量/升	Remark 备注
ICS008	#8 Ice Cream Scoop 雪糕梗	230	55	35		
ICS010	#10 Ice Cream Scoop 雪糕梗	230	55	35		
ICS012	#12 Ice Cream Scoop 雪糕梗	215	55	35		
ICS016	#16 Ice Cream Scoop 雪糕梗	215	55	35		
ICS020	#20 Ice Cream Scoop 雪糕梗	215	55	35		
ICS030	#30 Ice Cream Scoop 雪糕梗	200	55	35		
ICS040	#40 Ice Cream Scoop 雪糕梗	200	55	35		
ICS070	#70 Ice Cream Scoop 雪糕梗	185	55	35		



ABH012	Alu. Bill Holder 菜牌夹	300	60	20		
ABH018	Alu. Bill Holder 菜牌夹	450	60	20		
ABH024	Alu. Bill Holder 菜牌夹	600	60	20		
ABH036	Alu. Bill Holder 菜牌夹	900	60	20		
ABH048	Alu. Bill Holder 菜牌夹	1200	60	20		



SSL010	S.S Soup Ladle 汤勺	330	50	55	1.0 Oz	
SSL025	S.S Soup Ladle 汤勺	330	65	70	2.5 Oz	
SSL040	S.S Soup Ladle 汤勺	380	80	85	4.0 Oz	
SSL070	S.S Soup Ladle 汤勺	400	90	95	7.0 Oz	
SSL080	S.S Soup Ladle 汤勺	450	100	105	8.0 Oz	
SSL160	S.S Soup Ladle 汤勺	500	200	205	16 Oz	



SSAH01	Ashtray Holder 烟灰盅	42	31.5	24.5		
SSAH02	Ashtray Holder 烟灰盅	51	39	22		



SSL010	S.S Rim Sieve 粉筛	200	200	70	Net #30	
SSL025	S.S Rim Sieve 粉筛	240	240	70	Net #30	
SSL040	S.S Rim Sieve 粉筛	270	270	70	Net #30	
SSL070	S.S Rim Sieve 粉筛	300	300	70	Net #30	
SSL080	S.S Rim Sieve 粉筛	330	330	70	Net #30	
SSL160	S.S Rim Sieve 粉筛	360	360	90	Net #30	
SSL010	S.S Rim Sieve 粉筛	390	390	90	Net #30	
SSL025	S.S Rim Sieve 粉筛	420	420	90	Net #30	
SSL040	S.S Rim Sieve 粉筛	200	200	70	Net #50	
SSL070	S.S Rim Sieve 粉筛	240	240	70	Net #50	
SSL080	S.S Rim Sieve 粉筛	270	270	70	Net #50	
SSL160	S.S Rim Sieve 粉筛	300	300	70	Net #50	
SSL040	S.S Rim Sieve 粉筛	330	330	70	Net #50	
SSL070	S.S Rim Sieve 粉筛	360	360	90	Net #50	
SSL080	S.S Rim Sieve 粉筛	390	390	90	Net #50	
SSL160	S.S Rim Sieve 粉筛	420	420	90	Net #50	



Item No. 货号	Description 产品描述	Length 长/MM	Width 宽/MM	High 高/MM	Cap./Ltr 容量/升	Remark 备注
----------------	---------------------	----------------	---------------	--------------	------------------	--------------

WPR011	Wire Pizza Rack 比萨架	235	215	690		11 Tiers
--------	---------------------	-----	-----	-----	--	----------

WPR014	Wire Pizza Rack 比萨架	235	215	690		14 Tiers
--------	---------------------	-----	-----	-----	--	----------

DFB001	Deep Fry Basket	215	215	136		
DFB002	Deep Fry Basket 炸篮	337	115	145		
DFB003	Deep Fry Basket 炸篮	327	165	136		
DFB004	Deep Fry Basket 炸篮	438	210	152		
DFB005	Deep Fry Basket 炸篮	590	295	140		
DFB00X	Deep Fry Basket 炸篮	More and Customize Size				

MFBS01	Mini Fry Basket	100	80	65		
MFBS02	Mini Fry Basket	119	100	80		
MFBS03	Mini Fry Basket	130	105	90		

MFBR01	Mini Fry Basket	90	90	85		
MFBR02	Mini Fry Basket	120	120	115		

MFBC01	Mini Fry Basket	215	105	35		
MFBC02	Mini Fry Basket	215	100	45		
MFBC03	Mini Fry Basket	275	130	45		

SSB001	S.S Sauce Boat 汁船	3Oz 5Oz 8Oz 10Oz 16Oz				
--------	-------------------	-----------------------	--	--	--	--

CBR060	Chopping Board Rack 菜板架	303	211	205		6 boards
--------	-------------------------	-----	-----	-----	--	----------

Chips Bag Holder

- Wire Frame Available in silver and black color
- ODM service welcome



CBHS11



CBHS12



CBHS13



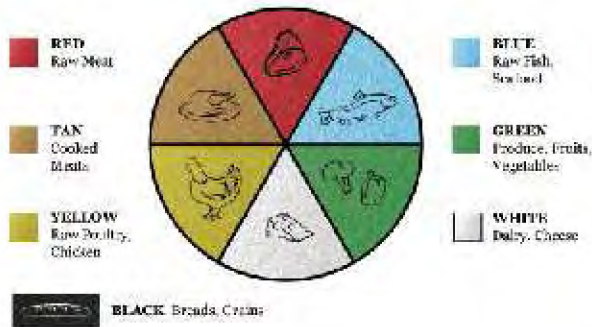
CBHB31



CBHB41



HACCP Cutting Board



PP Chopping Block
 PCB400 Dia.:40cm T=20-120mm
 PCB450 Dia.:45cm T=20-120mm
 PCB480 Dia.:48cm T=20-120mm




PP Cutting Board With Groove
 PC5332 530x325mm GN 1/1
 PC3226 325x265mm GN 1/2



PP Cutting Board
 PC6040 600x400mm 23.6"x15.7"
 PC4530 450x300mm 17.7"x11.8"
 PC4631 457x305mm 18"x12"
 PC5138 508x381mm 20"x15"
 PC6146 609.6x457mm 24"x18"



8 Oz - 32 Oz Colorful Squeeze Bottle



Fast Food Basket



Bar Mat



Glass Rimmer

WHB012 20x16x7cm



Bar Caddy

WHB024 24x15x10.5cm



Cleaning Bucket



Baby Changing Station



Dinner Chair



Dustbin



GX031D 60L



GX009A 100L



GX009B 120L



GX009C 240L



GX008A 75L
GX008B 55L



GX002A 58L
GX002B 40L
GX002C 20L
GX002D 8L



GX029 58L



GX031B 30L
GX031C 55L



GX097A 87L
GX097B 65L
GX097C 45L
GX097D 30L



GX006A 35L
GX006AG 35L



GX006B 24L
GX006BG 24L



GX006C 12L
GX003B 15L
GX003C 8L



GX025A 10L
GX025B 8L

Mop Buckets

Removable Divider



GX027VL 24L
GX101VL 20L

Side Press



GX100VL 25L
GX028VL 35L

Down Press



GX100AL 25L
GX028AL 35L



OT612AL 46L
OT612VL 46L



GS-028LK 2x30L



GS-029VL 30L



GS103AL 25L



GS102VL 36L



GS106VL 20L

Glass Rack & Tote Box



Our Friends From All Over The World

