



An Enterprise of AAA Quality & Credit of China
 Certificate No. CCQ-GDGZ-2005-A105

China Famous Brand High Quality Product
 Certificate NO. SZ10056

China Famous Brand
 Certificate NO. 08005107





About Us

Our company has more than 100 management and technology staff who have high degree and high technical post title. Our company is medium-sized enterprise that gets "THE NATION INDUSTRIAL PRODUCTION LICENSE"; "GUANGDONG FAMOUS BRAND"; "AN ENTERPRISE OF AAA+ QUALITY & CREDIT OF CHINA".

Our company owns the area of over 45000 square meters and is equipped with 700 tons of large hydraulic machine and a series of advanced specialized production equipment and sophisticated detection equipment, which is ready for fully guarantee of products quality.

Since our company was found, we draw up a development policy that is "March toward the world brand". With all the staff's thirteen years persistent efforts, our technology keeps continuously improving and we got 18 national patent for many products. In order to make product quality to meet the world market demand, our company has passed "INTERNATIONAL QUALITY INSPECTION OF ISO9001:2000" in 2003 and "INTERNATIONAL QUALITY INSPECTION OF ISO9001:2000" in 2010. Meanwhile, we have passed CE and ETL (CETL) certificate for many products.

Our company has independent import & export license and the product are sold to more than 80 countries, such as Europe, South America, North America, Oceania, Middle East, Africa, Association of Southeast Asian Nations, and our products are all warmly welcomed. So far, our company are mainly focused on exporting trading.

Products Catalogue

Snack Equipment Series

Candy Floss Machine	05
Popcorn Machine	06
Hot Dog Roller	08
Egg Sausage Machine	09
Chocolate Fountain	10
Waffle Baker	11
Other Snack Equipment	12

Cooking Equipment Series

Fryer	13
Griddle	19
Table Cooking Range	23
Electric Contact Grill	25
Roaster	26
Toaster	31
Plate Warmer Trolley	32
Warming Showcase	33
Bain Marie	34

Beverage Series

Ice Crusher	35
Blender	36
Ice Shaver	37
Juice Extractor	38
Auto Orange Juicer	39
Hand Juicer	40
Coffee Grinder	41
Coffee Maker	41

Coffee Warmer	42
Sugar Cane Presser	43
Soya Milk Maker	44
Juice Dispenser	45
Slush Dispenser	47

Food Processing Series

Meat Slicer	48
Meat Grinder	49
Potato Peeler	51
Sausage Stuffer	53
Bone Sawing Machine	55
Vegetable Cutter	56

Bakery Equipment Series

Planetary Mixer	57
Spiral Mixer	60
Stick Blender	62

Packing Series

Cup Sealer	63
Vacuum Sealer	64
Hand-presser Sealer	65

Kitchen Appliance	66
--------------------------	-----------

Sales Team



International Approvals

A Little More Attentively,
New Standard Manufacturing Quality.

A Little More Innovation

Satisfy More Customers Needs



We control the entire production process from seriously checking each spare parts to the final assemble examination, and testing one by one to ensure all details are perfect.

01
Reliability

02
Automation

We brought in advanced equipment to finish the goods precisely and efficiently.




We own a powerful working team in R&D department to support our production and control the quality.

03
Professional

SNACK EQUIPMENT SERIES

Candy Floss Machine

Patent No.: ZL200830042698.9
PATENT PRODUCT COPY FORBIDDEN



Intertek ETL US CE MF01(φ520) MF01(φ720) MF01H(φ520) MF01H(φ720) MF03(φ520) (Pink)

Electric Candy Floss Machine

Model	MF01(520)	MF01(720)	MF01H(520)	MF01H(720)	MF03
Size	520x520x500mm	720x720x500mm	520x520x480mm	720x720x500mm	520x520x415mm
Volts	220V/50Hz or 110V/60Hz	220V/50Hz or 110V/60Hz	220V/50Hz or 110V/60Hz	220V/50Hz or 110V/60Hz	220V/50Hz or 110V/60Hz
Power	1080W	1080W	1080W	1080W	1080W
Out Put	one unit/30s	one unit/30s	one unit/30s	one unit/30s	one unit/30s



Electric Candy Floss Machine

Model	MF09(520)	MF08(Mini)
Size	520x520x300mm	285x285x170mm
Volts	220V/50Hz or 110V/60Hz	220V/50Hz or 110V/60Hz
Power	1080W	420W
Out Put	one unit / 30 seconds	-

Patent No.: 200930088784.8
PATENT PRODUCT COPY FORBIDDEN



Candy Floss Machine Cover
Model: MF-JZ-520
Dimension: φ520x350mm
Model: MF-JZ-720
Dimension: φ720x360mm

Electric Candy Floss Machine

Model	MF05(520)	MF05(720)
Size	520x750x910mm	720x750x910mm
Volts	220V/50Hz or 110V/60Hz	220V/50Hz or 110V/60Hz
Power	1080W	1080W
Out Put	one unit/30s	one unit/30s

Gas Candy Floss Machine

Model	RMF01(520)	RMF01(720)
Size	520x520x500mm	720x720x500mm
Volts	220V/50Hz or 110V/60Hz	220V/50Hz or 110V/60Hz
Power	80W	80W
Out Put	one unit/30s	one unit/30s
Pressure Valve	Working Pressure 2800 Pa	Working Pressure 2800 Pa



Gas Candy Floss Machine With Battery

Model	MF06(φ520)	MF06(φ720)
Size	520x750x910mm	720x750x910mm
Volts	12DC	12DC
Power	80W	80W
out Put	one unit/30 seconds	one unit/30 seconds
LPG Working pressure	2800 Pa	2800 Pa

SNACK EQUIPMENT SERIES

Popcorn Machine




Popcorn Machine With Stainless Steel Pot

Model	POP6E-R(Red)	POP6E-B(Black)
Dimension	450x375x585mm	450x375x585mm
Volts	220V/50Hz or 110V/60Hz	220V/50Hz or 110V/60Hz
Power	1.175kW or 1.15kW	1.175kW or 1.15kW
Out Out	1 tray/3 min	1 tray/3 min


Popcorn Machine

Model	POP6A-R(Luxury)	POP6A-B(Luxury)
Dimension	560x417x770mm	560x417x770mm
Volts	220V/50Hz or 110V/60Hz	220V/50Hz or 110V/60Hz
Power	1.35kW or 1.32kW	1.35kW or 1.32kW
Out Out	1 tray/2 min	1 tray/2 min



Big Popcorn machine (Full stainless steel pot)

Model	POP12A	POP12B	POP16A	POP16B
Dimension	590x500x790mm	540x420x760mm	685x585x920mm	605x500x890mm
Volts	220V/50Hz or 110V/60Hz	220V/50Hz or 110V/60Hz	220V/50Hz or 110V/60Hz	220V/50Hz or 110V/60Hz
Power	1.76kw	1.76kw	2.3kw or 1.76kw	2.3kw or 1.76kw
Capacity	12 Oz	12 Oz	16 Oz	16 Oz
Out Out	1 tray/3 min	1 tray/3 min	1 tray/4 min	1 tray/4 min



POPB-R(Aluminium frame) POPB-R POPB-S

Intertek ETL US CE
Popcorn Machine
Model:ET-POPB-R(Aluminum frame)
ET-POPB-R
ET-POPB-S(Stainless steel frame)
Dimension:500x360x690mm
Volts:220V/50Hz or 110V/60Hz
Power:1.35kW or 1.32kW
Out Put:1 tray/2 min

SNACK EQUIPMENT SERIES

Popcorn Machine



CE -POP6A-D
(With warming showcase)

CE -POP6A-2 (Luxury)
(Two pots)

-POP6A01-R(B) (Luxury)

-POPB01-R(B)
-POPB02-R(B)
(Standard/Two switches)

Popcorn Machine

Model	-POP6A-D	-POP6A-2 (Luxury)
Dimension	900×420×760mm	900×420×760mm
Volts	220V/50Hz or 110V/60Hz	220V/50Hz or 110V/60Hz
Power	1.7KW	2.67KW
Out Out	1 tray/2 min	1 tray/2 min

Popcorn Machine

Model	-POP6A01-R(B)	-POPB01-R(B)	-POPB02-R(B)
Dimension	500×400×770mm	500×400×690mm	500×400×690mm
Volts	220V/50Hz or 110V/60Hz	220V/50Hz or 110V/60Hz	220V/50Hz or 110V/60Hz
Power	1.5kW	1.5kW	1.5kW
Out Out	1tray/2min	1tray/2min	1tray/2min



Popcorn Machine Cart

Model: -POP6C
Dimension: 940×500×825mm



Popcorn Machine cart

Model: -POP6C-S
Dimension: 650×435×925mm



Popcorn Machine & Candy Floss Machine Cart

Model: -HP-LC
Dimension: 2080×620×1720mm

Hot Dog Warmer

Model -FY-1P-E
Dimension 400×435×640mm
Volts 220V/110V
Power 1200W
G.W. 12.5KG



Chip warmer

Model: -PW01
Voltage (V): 220/110
Power (KW): 250 W
Frequency (Hz): 50-60Hz
Casing size (MM): 470×390×540 mm
volume(L): 30

SNACK EQUIPMENT SERIES

Hot-dog Roller with warming case without cover

Support Teflon coating



CE

Hot-dog Roller without cover

Model	-XCJ-B-5/1.4	-XCJ-B-7/1.8	-XCJ-B-9/2.2	-XCJ-B-11/2.6
Dimension	590×405×510mm	590×405×510mm	590×405×510mm	590×485×510mm
Volts	220V/50Hz/110V/60Hz	220V/50Hz/110V/60Hz	220V/50Hz/110V/60Hz	220V/50Hz/110V/60Hz
Power	0.75kW	1.05kW	1.75kW	2.05kW

CE

Hot-dog Roller with warming case with cover

Model	-XCJ-B-9/2.2	-XCJ-B-11/2.6
Dimension	590×405×510mm	590×485×510mm
Volts	220V/50Hz/110V/60Hz	220V/50Hz/110V/60Hz
Power	1.75kW	2.05kW



ETL CE

Hot-dog Roller With Cover

Model	-R2-5	-R2-7	-R2-9	-R2-11
Dimension	585×270×380mm	585×345×405mm	585×415×405mm	585×505×420mm
Volts	220V/50Hz/110V/60Hz	220V/50Hz/110V/60Hz	220V/50Hz/110V/60Hz	220V/50Hz/110V/60Hz
Power	0.75kW	1.05kW	1.35kW	1.65kW

Fish Pellet Grill



-YW-2

-RYW-2

Name	2-head Electric Fish Pellet Grill	2-head Gas Fish Pellet Grill
Model	-YW-2	-RYW-2
Dimension	495×560×240mm	495×525×255mm
Volts	220V/50Hz	/
Power	4KW	/



-BJ-1

-BJ-2

Crepe Maker Single

Model	-BJ-1(Electric)	-RBJ-1(Gas)
Dimension	450×510×235mm	450×510×235mm
Volts	220V/50Hz	/
Power	3kW	/
Weight	17kg	25kg

Crepe Maker

Model	-BJ-2(Electric)	-RBJ-2(Gas)
Dimension	860×530×235 mm	860×530×235 mm
Volts	220V/50HZ	/
Power	6KW	/
Weight	42KG	42kg

Egg Sausage Machine




-DC02

-DC04

-DC10

Electric egg sausage machine

Model	-DC02	-DC04	-DC10
Volts	220V/50Hz	220V/50Hz	220V/50Hz
Power	280W	540W	1400W
Dimension	164x110x234mm	183x195x232mm	410x205x235mm
Capacity	1-2 egg/tube	1-2 egg/tube	1-2 egg/tube
Weight	1.2kg	1.85kg	4.15kg



-DCR06

-DCH06

-DCR12

-DCH12

Gas egg sausage machine

Model	-DCR06	-DCH06
Power	0.058m ³ /h	0.058m ³ /h
Dimension	350x282x320mm	350x288x363mm
Capacity	1-2 egg/tube	1-2 egg/tube
Weight	5kg	5kg

Gas egg sausage machine

Model	-DCR12	-DCH12
Power	0.13m ³ /h	0.13m ³ /h
Dimension	560x282x320mm	560x288x363mm
Capacity	1-2 egg/tube	1-2 egg/tube
Weight	8kg	8kg

Chocolate Fountain Series



-QL-3/40

-QL-4/58

-QL-5/68

-QL-6/82

-QL-7/103

	3 Tiers Chocolate Fountain	4 Tiers Chocolate Fountain	5 Tiers Chocolate Fountain	6 Tiers Chocolate Fountain	7 Tiers Chocolate Fountain
Model	-QL-3/40	-QL-4/58	-QL-5/68	-QL-6/82	-QL-7/103
Dimension	21x21x40cm	28x28x58cm	33x33x68cm	36x36x82cm	43x43x103cm
Volts	230V/50Hz or 110V/60Hz	230V/50Hz or 110V/60Hz	230V/50Hz or 110V/60Hz	230V/50Hz or 110V/60Hz	230V/50Hz or 110V/60Hz
Power	170W	210W	230W	280W	350W
Capacity	1kg	3kg	4kg	6kg	8kg
G.W	3kg	7.5kg	9kg	10kg	15kg
Temperature	50°C	30 - 110°C	30 - 150°C	30 - 150°C	30 - 150°C



-CF-41

-CF-51

-33/4

-37/5

	4 tiers chocolate fountain	5 tiers chocolate fountain	4 tiers chocolate fountain	5 tiers chocolate fountain
Model	-CF-41	-CF-51	-33/4	-37/5
Volts	110V/220V	110V/220V	220V/50HZ	220V/50HZ
Power	210W	210W	230W±10%	300W±10%
Temperature	0-110°C	0-110°C	0-110°C	0-150°C
Dimension	265x265x480mm	330x330x630mm	33cmxH60cm	37cmxH80cm
N.W./G.W.	2.8 kgs/4.8 kgs	6.1 kgs/8.1 kgs	6kgs / 8kgs	8kgs / 10kgs
Capacity	1.8kgs	3kgs	6kgs	8kgs

SNACK EQUIPMENT SERIES

Waffle Baker 



-DZ-6 -DZ-6AR -DZ-6E HF-2205 HF-2205A

Name	Aberdeen Machine Egg	Gas Aberdeen Machine Egg	Electric Aberdeen Machine Egg	Rotating Waffle Baker	Non-Rotating Waffle
Model	-DZ-6	-DZ-6AR	DZ-6E	-HF-2205	-HF-2205A
Dimension	225x420x290mm	220x420x210mm	320x450x280mm	250x490x300mm	250x395x280mm
Volts	220V/50Hz	-	220V/50Hz	220V/50Hz	220V/50Hz
Power	1.4KW	LPG	1.4KW	1.3KW	1.0KW
Weight	6kg	5.5kg	7kg	7.5kg	6.8kg



-HF-2207 -HF-2207B-2 -HF-1 -HF-2 -HF-1A

Name	1-Plate Waffle Baker	2-Plate Waffle Baker	1-Plate Waffle Baker	2-Plate Waffle Baker	1-Plate Waffle Baker (Square Plate)
Model	-HF-2207	-HF-2207B-2	-HF-1	-HF-2	-HF-1A
Dimension	360x252x230mm	550x425x295mm	360x252x230mm	500x360x260mm	305x455x290 mm
Volts	220V/50Hz	220V/50Hz	220-230V/50Hz	220-230V/50Hz	220-230V/50Hz
Power	1kW	2kW	1kW	2.4kW	2kW
Weight	6kg	13kg	6kg	11.4kg	28kg



1-Plate Cone Baker
Model: ET-XP-1
Dimension: 360x252x230mm
Volts: 220-230V/50Hz
Power: 1KW
Weight: 7kg

ET-XP-1



2-Plate Cone Baker
Model: -XP-2
Dimension: 500x360x230mm
Volts: 220-230V/50Hz
Power: 2KW
Weight: 11kg

-XP-2

SNACK EQUIPMENT SERIES

Other Snack Equipment 



-XC-5-2 -XC-117-2 -XC-119-2 -XC-115

Crispy Machine

Model	-XC-5-2	-XC-117-2	-XC-119-2
Dimension(mm)	330x360x245	330x360x245	340x390x245
Volts	220V/50Hz	220V/50Hz	220V/50Hz
Power(KW)	1.5	1.5	1.5
N.W.(kg)	8	9	8

Muffin Machine

Model	-XC-115
Dimension(mm)	380x330x310
Volts	220V/50Hz
Power(KW)	1.5
N.W.(kg)	11



-XC-2208 XC-216 XC-5A-2 XC-6A-2

Name	Lolly Waffle Baker	Corn Crispy Siamese Machine
Model	-XC-2208	-XC-216
Dimension	400x300x240mm	380x330x310mm
Volts	220V/50Hz	220V/50Hz
Power	1.8kW	1.5kw
N.W.	11KG	10KG

Name	Donut Maker
Model	-XC-5A-2 -XC-6A-2
Dimension	330x360x245mm 330x360x245mm
Volts	220V/50Hz 220V/50Hz
Power	1.5KW 1.5KW
N.W.	8KG 9.5KG



-HB-212



-HB-100 / ET-HB-130

Hamburger Machine

Model	-HB-212	-HB-100	-HB-130
Dimension	406x660x290mm	325x215x272mm	325x215x272mm
Volts	220V/50Hz	-	-
Power	2.4KW	-	-
N.W.	35KG	6KG	6.3KG

COOKING EQUIPMENT SERIES

Fryer  Electric

FEATURES

- ◎ High grade stainless steel construction
- ◎ Reliable side handle for easy removal
- ◎ Removable control head&elements provide for easy cleaning
- ◎ Temperature controller to prevent oil over-heating



-FE-4L
-FE-6L
-FE-8L
-FE-11L

Electric Fryer Single

Model	-FE-4L	-FE-6L	-FE-8L	-FE-11L
Dimension(mm)	217×400×320	425×265×285	265×430×345	325×460×345
Volts	220V/50Hz	220V/50Hz	220V/50Hz	220V/50Hz
Power	2KW	2.5KW	3.25KW	3.5KW
Capacity	4L/Tank	6L/Tank	8L/Tank	11L/Tank
Weight	5kg	5.8kg	6kg	8.6kg

Electric Fryer Double

Model	-FE-4L-2	-FE-6L-2	-FE-8L-2	-FE-11L-2
Dimension(mm)	435×400×290	545×430×290	550×430×345	670×460×345
Volts	220V/50Hz	220V/50Hz	220V/50Hz	220V/50Hz
Power	2+2KW	2.5+2.5KW	3.25+3.25KW	3.5+3.5KW
Capacity	4L/Tank	6L/Tank	8L/Tank	11L/Tank
Weight	10kg	11kg	12kg	16kg



ZL1



-ZL1-8L



-ZL1-12L



-ZL1-16L

Deep Fryer

Model	-ZL1	-ZL1-8L	-ZL1-12L	-ZL1-16L
Size(mm)	315×430×300	270×430×330	585×430×290	585×430×330
Volts	220V/50Hz	220V/50Hz	220V/50Hz	220V/50Hz
Power	2.5KW	2.5KW	2.5+2.5KW	2.5+2.5KW
Capacity	6L	8L	12L	16L
Weight	4.5KG	5.2KG	8.5KG	9.2KG



Deep Fryer

Model: -ZL2
Size: 435×553×315mm
Volts: 220V/50Hz
Power: 2.5+2.5KW
Capacity: 6+6L
Weight: 8.5KG



Deep Fryer

Model: -ZL2-8
Size: 585×430×330mm
Volts: 220V/50Hz
Power: 2.5+2.5KW
Capacity: 8+8L
Weight: 7.4KG

COOKING EQUIPMENT SERIES

Fryer  Electric

FEATURES

- ◎ The machines will automatically shut off once it has reached the setting temperature, making it more safe.
- ◎ Easy to clean with oil pan
- ◎ Thermostat controls ensure accurate temperature control & consistently perfect results.



-ZL5



-ZL6



-ZL7

Deep Fryer

Model	-ZL5	-ZL6	-ZL7
Size(mm)	285×460×300	560×460×310	542×460×310
Volts	220V/50Hz	220V/50Hz	220V/50Hz
Power	2.5KW	2.5+2.5KW	2.5+2.5KW
Capacity	5.5L	5.5+5.5L	11L
Weight	6KG	6KG	10KG



-FE-12



-FE-12-2



-901/ -903



-902/1 -904

Deep Fryer

Model	-FE-12	-FE-12-2	-901	-902	-903	-904
Size(mm)	290×500×440	580×500×410	300×600×435	600×600×465	330×600×465	660×600×465
Volts	220V/50Hz	220V/50Hz	220V/50Hz	220V/50Hz	220V/50Hz	220V/50Hz
Power	3.25KW	3.25+3.25KW	2.8KW	2.8+2.8KW	4.5KW	4.5+4.5KW
Capacity	8L	8+8L	8.5L	8.5+8.5L	12.5L	12.5+12.5L
Weight	10KG	18KG	10KG	22KG	10KG	27.4KG

WF Series Fryer

 Electric

FEATURES

- ◎ Easy clean stainless steel surface.
- ◎ Efficient heater to increase temperature rapidly.
- ◎ Thermostat control to ensure oil temperature in safe range.
- ◎ Water proof switch lasts long life.

Model	-WF-061	-WF-081L	-WF-101	-WF-131	-WF-171
Size(mm)	190×440×270	230×420×310	290×440×285	290×440×330	295×500×330
Volts	220/240V/50Hz	220/240V/50Hz	220/240V/50Hz	220/240V/50Hz	220/240V/50Hz
Power	2KW	3KW	3KW	5KW	5KW
N.W.	4.5KG	5.5KG	6KG	6.5KG	8KG
Capacity	4L	5L	6L	8.5L	11L



WF Series Fryer



FEATURES

- ◎ Easy clean stainless steel surface.
- ◎ Efficient heater to increase temperature rapidly.
- ◎ Thermostat control to ensure oil temperature in safe range.
- ◎ Water proof switch lasts long life.



Model	-WF-062	-WF-082L	-WF-102	-WF-132	-WF-172
Size(mm)	390×440×270	480×420×310	590×440×285	590×440×330	595×500×330
Volts	220/240V/50Hz	220/240V/50Hz	220/240V/50Hz	220/240V/50Hz	220/240V/50Hz
Power	2+2kW	3+3kW	3+3KW	5+5KW	5+5KW
N.W.	7KG	8KG	9.5KG	10.5KG	15.5KG
Capacity	4+4L	5+5L	6+6L	8.5+8.5L	11+11L

FEATURES

- ◎ Elegant appearance made of high quality stainless steel
- ◎ Efficient and power-saving heating element
- ◎ Thermostat control to ensure oil temperature in safe range
- ◎ Water proof switch lasts long life
- ◎ Easy oil draining with oil leakage



Model	-WF-101V	-WF-131V	-WF-161V	-WF-191V
Size(mm)	280×460×325	310×480×345	280×460×325	310×480×345
Volts	220/240V/50Hz	220/240V/50Hz	220/240V/50Hz	220/240V/50Hz
Power	3KW	5KW	5KW	5KW
N.W.	7.5KG	8KG	9KG	11KG
Capacity	8L	10L	12L	14L

Model	-WF-102V	-WF-132V
Size(mm)	570×460×325	630×480×345
Volts	220/240V/50Hz	220/240V/50Hz
Power	3+3KW	5+5KW
N.W.	11KG	13KG
Capacity	8+8L	10+10L

Model	-WF-162V	-WF-192V
Size(mm)	570×460×325	630×480×345
Volts	220/240V/50Hz	220/240V/50Hz
Power	5+5KW	5+5KW
N.W.	15KG	19KG
Capacity	12+12L	14+14L



Fryer



FEATURES

- ◎ Elegant appearance made of high quality stainless steel "
- ◎ Efficient and power-saving heating element
- ◎ Thermostat control to ensure oil temperature in safe range
- ◎ Water proof switch lasts long life
- ◎ Easy oil draining with oil leakage



-WF-101SV



-WF-102SV

Electric Fryer With Valve

Model	-WF-101SV	-WF-131SV	-WF-171SV	-WF-102SV	-WF-132SV	-WF-172SV
Size(mm)	280×460×325	310×480×345	290×540×370	570×460×325	630×480×345	580×540×370
Volts	220/240V/50Hz	220/240V/50Hz	220/240V/50Hz	220/240V/50Hz	220/240V/50Hz	220/240V/50Hz
Power	3KW	3KW	3KW	3+3KW	3+3KW	3+3KW
Capacity	6L	8.5L	11L	6+6L	8.5+8.5L	11+11L
Weight	7.5KG	8KG	8KG	11KG	13KG	15.5KG

Chips Worker



-FY-620



-YVF-8

Chips Worker

Model	-FY-620	-YVF-8	-YVF-60	-YVF-10
Size(mm)	630x350x560	800x710x665	600x700x1570	1000x700x1570
Volts	220V/50Hz	220V/50Hz	220V/50Hz	220V/50Hz
Power	1KW	0.65KW	0.75KW	1KW
Weight	8KG	26KG	45KG	85KG



-YVF-60

COOKING EQUIPMENT SERIES

Fryer



FEATURES

- ◎ Heavy duty stainless steel body
- ◎ Coal gas, natural gas or LPG supported
- ◎ Energy saving 20-30%
- ◎ Over-temperature secure protection



-RZL-1A



-RZL-2A



-RZL-1



-RZL-2



-RZL-3

Gas Fryer

Model	-RZL-1A	-RZL-2A	-RZL-1	-RZL-2	-RZL-3
Size(mm)	287x430x545mm	575x470x545mm	290x520x470mm	550x520x470mm	550x520x470
Power	20,473BTU/hr	40,946BTU/hr	20,473BTU/hr	40,946BTU/hr	40946BTU/hr
Capacity	5.5L	5.5+5.5L	5.5L	5.5+5.5L	11L
Weight	15kg	27kg	14kg	25kg	16kg



Gas Fryer

Model: -71A
Size: 310x660x510mm
Power: 4.5KW
Capacity: 7.5L
Weight: 15KG



Gas Fryer

Model: -72A
Size: 615x660x510mm
Power: 9KW
Capacity: 7.5+7.5L
Weight: 27KG

COOKING EQUIPMENT SERIES

Fryer



FEATURES

- ◎ The machines will automatically shut off once it has reached the setting temperature, making it more safe.
- ◎ Easy to clean with oil pan
- ◎ Thermostat controls ensure accurate temperature control & consistently perfect results.



-TC-1



-TC-1E



-2GF

Floor Type Fryer

Model: -TC-1
Size: 420x900x850+120mm
Power: 15.5KW
Capacity: 30L
Weight: 45KG

Floor Type Fryer

Model: -TC-1E
Size: 420x900x850+120mm
Volts: 380V/50Hz
Power: 12KW
Capacity: 30L
Weight: 41KG

Floor Type Fryer

Model: -TC-2GF
Size: 398x710x1100+35mm
Power: 18KW
Capacity: 30L
Weight: 50.5KG



Pressure Fryer

Model: -800F
Size: 848x949x1118mm
Volts: 220V/50Hz
Power: 24.6KW
Weight: 140KG



Floor Type Fryer

Model: -26
Size: 420x770x930mm
Volts: 380V/50Hz
Power: 10.05KW
Capacity: 26L
Weight: 18KG

Floor Type Fryer

Model: -26-2
Size: 880x770x930mm
Volts: 380V/50Hz
Power: 10.05+10.05KW
Capacity: 30+30L
Weight: 41KG



Floor Type Fryer

Model: -74
Size: 590x520x980mm
Power: 37.8KW
Capacity: 27L
Weight: 31KG



Floor Type Fryer

Model: -75
Size: 590x520x980mm
Power: 37.8KW
Capacity: 14+14L
Weight: 31KG

COOKING EQUIPMENT SERIES

Griddle



FEATURES

- ⊙ The machines will automatically shut off once it has reached the setting temperatur, making it more safe.
- ⊙ Easy to clean with oil pan
- ⊙ Thermostat controls ensure accurate temperature control&consistently perfect results.



Electric Griddle

Model	-PL-810	-PL-820	-PL-822	-PL-830
Size(mm)	300x510x220	730x510x230	730x510x230	520x510x220
Volts	220V/50Hz	220V/50Hz	220V/50Hz	220V/50Hz
Power	2KW	4.4KW	4.4KW	3KW
Weight	14KG	34KG	33KG	23KG
Plate type	Flat	Flat	1/3 Grooved	Flat



Electric Griddle

Model	-PL-818	-PL-821	-PL-860	-PL-861
Size(mm)	550x470x230	550x470x230	700x560x220	700x560x220
Volts	220V/50Hz	220V/50Hz	220V/50Hz	220V/50Hz
Power	3KW	3KW	4.4KW	4.4KW
Weight	23KG	20KG	33KG	31KG
Plate type	Flat	Grooved	Flat	1/3 Grooved



Electric Griddle

Model	-PL-24	-PL-36	-PL-48	-GE-40	-GE-60
Size(mm)	610x630x380	910x630x380	1216x630x380	460x470x255	640x470x255
Volts	380V/50Hz	380V/50Hz	380V/50Hz	220V/50Hz	220V/50Hz
Power	8KW	12KW	16KW	2.5KW	3.4KW
Weight	65KG	98KG	153KG	22KG	32KG
Plate type	Flat	Flat	Flat	Flat	Flat

COOKING EQUIPMENT SERIES

Griddle



FEATURES

- ⊙ The machines will automatically shut off once it has reached the setting temperatur, making it more safe.
- ⊙ Easy to clean with oil pan
- ⊙ Thermostat controls ensure accurate temperature control&consistently perfect results.



Electric Griddle

Model	-818	-821	-820	-822	-830	-831	-PL-920	-PL-922
Size(mm)	550x420x220	550x420x220	730x470x225	730x470x225	520x440x225	520x440x225	760x600x380	760x600x380
Volts	220V/50Hz	220V/50Hz	220V/50Hz	220V/50Hz	220V/50Hz	220V/50Hz	220/380V	220/380V
Power	3KW	3KW	4.4KW	4.4KW	3KW	3KW	6KW	6KW
Weight	18.4KG	18.4KG	26.4KG	26.4KG	18KG	18KG	50KG	50KG
Plate type	Flat	Grooved	Flat	1/2 Grooved	Flat	1/2 Grooved	Flat	1/2 Grooved



Electric Griddle

Model	-GE-550	-GE-550B	-GE-750	-GE-750B
Size(mm)	550x260x430	550x260x430	750x480x260	750x480x260
Volts	220V/380V	220V/380V	220V/380V	220V/380V
Power	2.4KW	2.4KW	3.5KW	3.5KW
Weight	24.5KG	24.5KG	35KG	35KG
Plate type	Flat	1/2 Grooved	Flat	1/2 Grooved

COOKING EQUIPMENT SERIES

Griddle



Counter Top Electric Griddle

Type	WG-600	WG-600-2	WG-600D	WG-750
Voltage(V)	220-240/50Hz	220-240/50Hz	220-240/50Hz	220-240/50Hz
Grill plate	All flat	Half Flat & Half Ribbed	Mirror Surface	All flat
Dimension(mm)	600*520*310	600*520*310	600*520*310	750*520*310
Power	2.5+2.5kW	2.5+2.5kW	2.5+2.5kW	3+3kW
N.W.	33kg	33kg	33kg	38kg

Type	WG-750-2	WG-750D	WG-1000	WG-1000-2	WG-1000D
Voltage(V)	220-240/50Hz	220-240/50Hz	220-240/50Hz	220-240/50Hz	220-240/50Hz
Grill plate	Half Flat & Half Ribbed	Mirror Surface	All flat	Half Flat & Half Ribbed	Mirror Surface
Dimension(mm)	750*520*310	750*520*310	1000*520*310	1000*520*310	1000*520*310
Power	3+3kW	3+3kW	3+3kW	3+3kW	3+3kW
N.W.	38kg	38kg	65kg	63kg	66kg



Counter Top Gas Griddle

Type	HGT-350	HGT-350D	HGT-600	HGT-600R
Grill plate	All flat	Mirror Surface	All flat	Half Flat & Half Ribbed
Dimension(mm)	400*610*340	400*610*340	650*610*340	650*610*340
Power	3kW	3kW	6kW	6kW
N.W.	22kg	22kg	33kg	33kg

Counter Top Gas Griddle

Type	HGT-900	HGT-900R	HGT-900D	HGT-1100	HGT-1100R	HGT-1100D
Grill plate	All flat	Half Flat & Half Ribbed	Mirror Surface	All flat	Half Flat & Half Ribbed	Mirror Surface
Dimension(mm)	950*610*340	950*610*340	950*610*340	1150*610*340	1150*610*340	1150*610*340
Power	9kW	9kW	9kW	12kW	12kW	12kW
N.W.	52kg	52kg	52kg	64kg	64kg	64kg



Counter Top Electric Griddle

Type	WG-360	WG-360D	WG-500	WG-500D
Voltage(V)	220-240/50Hz	220-240/50Hz	220-240/50Hz	220-240/50Hz
Grill plate	All flat	Mirror Surface	All flat	Mirror Surface
Dimension(mm)	360*450*250	360*450*250	500*520*310	500*520*310
Power	2kW	2kW	3kW	3kW
N.W.	20kg	20kg	30kg	30kg



Counter Top Electric Griddle

Type	WG-500S	WG-600S	WG-750S	WG-1000S
Voltage(V)	220-240/50Hz	220-240/50Hz	220-240/50Hz	220-240/50Hz
Grill plate	All flat	All flat	All flat	All flat
Dimension(mm)	500*475*230	600*475*230	750*520*230	1000*520*230
Power	3kW	2.5+2.5kW	2.5+2.5kW	3+3kW
N.W.	19kg	21kg	26kg	50kg



Counter Top Gas Griddle

Type	HGT-600D	HGT-750	HGT-750R	HGT-750D
Grill plate	Mirror Surface	All flat	Half Flat & Half Ribbed	Mirror Surface
Dimension(mm)	650*610*340	650*610*340	800*610*340	800*610*340
Power	6kW	6kW	6kW	6kW
N.W.	33kg	44kg	44kg	44kg



COOKING EQUIPMENT SERIES

Griddle

FEATURES

- ⊙ The machine will automatically shut off once it has reached the setting temperature, making it more safe.
- ⊙ Easy to clean with oil pan
- ⊙ Thermostat controls ensure accurate temperature control & consistently perfect results.



PLC-24

PLC-36

PLC-48

Gas Griddle

Model	PLC-24	PLC-36	PLC-48
Size(mm)	610x660x565	915x660x565	1215x660x565
Power	15KW	21KW	25KW
Weight	74KG	108KG	168KG
Plate type	Flat	Flat	Flat



PLC-718



PLC-720



PLC-721

Gas Griddle

Model	PLC-718	PLC-720	PLC-721
Size(mm)	550x485x380	730x550x380	550x485x380
Power	10.2KW	15.7KW	10.7KW
Weight	25KG	38KG	24KG
Plate type	Flat	Flat	Grooved



PLC-722



PLC-791



PLC-792

Gas Griddle

Model	PLC-722	PLC-791	PLC-792
Size(mm)	730x550x380	520x515x320	730x560x320
Power	15.7KW	10.7KW	15.7KW
Weight	34KG	28KG	45KG
Plate type	1/2 Grooved	Flat	Flat

COOKING EQUIPMENT SERIES

Table Cooking Range



FEATURES

- With a high power output, this product can heat up quickly, ensuring a high energy efficiency
- The cooking pot has strainer inside it, which makes it easy to operate
- Water can be easily poured in and drained out
- Also comes equipped with adjustable feet.



-TSRQSKL

-TSRQZL



-TSRQZML

-TSRQTC

-TSRQBZL

-TSRQPL

	Gas Grill	Gas Fryer	Gas Pasta Cooker	Gas Bain Marie	Gas Stove	Gas Griddle
Model	-TSRQSKL	-TSRQZL	-TSRQZML	-TSRQTC	-TSRQBZL	-TSRQPL
Size	609x666x412	609x666x412	609x666x412	710x666x412	609x666x412	609x666x412
Gas Usage	0.234M3/H	0.324M3/H	0.3M3/H	0.324M3/H	0.648M3/H	0.234M3/H
Weight	52KG	28.5KG	26KG	27KG	33KG	31KG

Stove



-RB-1

-RB-2

-RB-4

-RB-6

Model	-RB-1	-RB-2	-RB-4	-RB-6
Size(mm)	550x460x550+60	300x770x360+60	600x770x360+60	900x770x360+60
Gas Usage	7.3	15	30	45
Weight	23kgs	20kgs	23kgs	58kgs

FOOD MACHINE

COOKING EQUIPMENT SERIES

Table Cooking Range



-8X2

-6M

-4T

-4Z

Model	-8X2	-6M	-4T	-4Z
Size(mm)	650x612x470	630x612x350	700x612x350	630x612x350
Volts	220V/50Hz	220V/50Hz	220V/50Hz	220V/50Hz
Power	3.25+3.25KW	6KW	1.5KW	8KW
Weight	24KG	25KG	25KG	22KG



-6HX

-6HS.R

-19

600

Pasta Cooker

Model	-6HX	-6HS.R
Size	600x700x900mm	600x700x900mm
Volts	220V/50Hz	GAS
Power	6KW	14.2KW
Weight	60KG	60KG

Lava Rock Grill

Model	-19	600
Size	470x612x350mm	600x612x350mm
Volts	220V/50Hz	220V/50Hz
Power	4.5KW	5KW
Weight	30KG	43KG



-PL-450

-PL-600

-PL-600BP

-PL-600K

Electric Griddle

Model	-PL-450	-PL-600	-PL-600BP	-PL-600K
Size(mm)	550x450x270	600x600x340	600x600x340	600x600x340
Volts	220V/50Hz	380(220)V/50Hz	380(220)V/50Hz	380(220)V/50Hz
Power	3KW	5.6KW	5.6KW	5.6KW
Weight	24KG	50KG	50KG	50KG
Plate type	Flat	Flat	1/2 Grooved	Grooved

Electric Contact Grill

FEATURES

- © The machine will automatically shut off once it has reached the setting temperature, making it more safe.
- © Easy to clean with oil pan
- © Thermostat controls ensure accurate temperature control & consistently perfect results.



Electric Contact Grill Single

Type	YP-1A1	-YP-1A2	-YP-1A3
Grill plate	All grooved	Half grooved	All flat
Dimension	300x430x215mm	300x430x215mm	300x430x215mm
Volts	220-230V/50Hz	220-230V/50Hz	220-230V/50Hz
Power	1.8kW	1.8kW	1.8kW



Electric Contact Grill Single (Big Size)

Type	-YP-1C1	-YP-1C2	-YP-1C3
Grill plate	All grooved	Half grooved	All flat
Dimension	430x430x215mm	430x430x215mm	430x430x215mm
Volts	220-230V/50Hz	220-230V/50Hz	220-230V/50Hz
Power	2kW	2kW	2kW



Electric Contact Grill Double

Type	YP-2A1	-YP-2A2	-YP-2A3
Grill plate	All grooved	Half grooved	All flat
Dimension	560x430x215mm	560x430x215mm	560x430x215mm
Volts	220-230V/50Hz	220-230V/50Hz	220-230V/50Hz
Power	3.6kW	3.6kW	3.6kW

**Gas Roaster
Sprayed Shell Standard Gas Roaster**

FEATURES

- © Reliable ignition system to heat rapidly and save energy
- © High infrared emission efficiency to roast food completely
- © Each burner is independent controlled to operate easily
- © Light material burner cover to resist high temperature



Model	-K111	K111-B	-K122	K122-B	-K222	K222-B
Dimension(mm)	330x400x180	330x400x180	450x400x180	450x400x180	580x400x180	580x400x180
Pressure valve	2800Pa	2800Pa	2800Pa	2800Pa	2800Pa	2800Pa
Cover type	steel cover	quartz glass cover	steel cover	quartz glass cover	steel cover	quartz glass cover
Burner qty	2 burner(short)	2 burner(short)	3 burner(short)	3 burner(short)	4 burner(short)	4 burner(short)

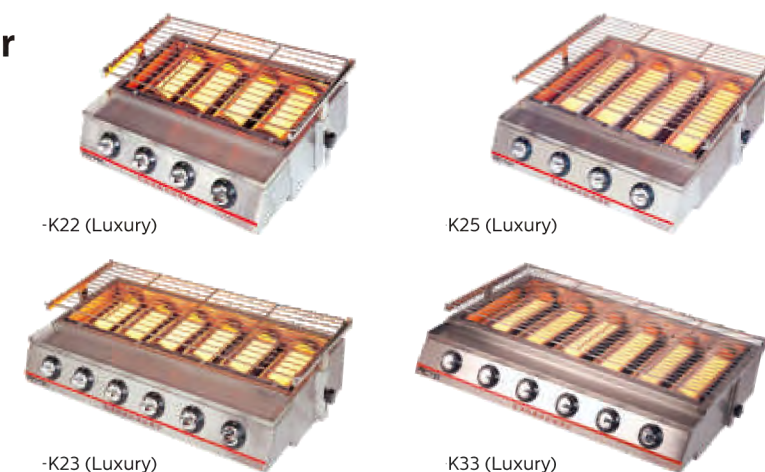



Model	-K255	-K255-B	K233	K233-B	-K333	-K333-B	-K288
Dimension(mm)	560x560x180	560x560x180	800x400x180	800x400x180	800x580x180	800x580x180	1056x595x190
Pressure valve	2800Pa	2800Pa	2800Pa	2800Pa	2800Pa	2800Pa	2800Pa
Cover type	steel cover	quartz glass cover	steel cover	quartz glass cover	steel cover	quartz glass cover	steel cover
Burner qty	4 burner(long)	4 burner(short)	6 burner(short)	6 burner(short)	6 burner(long)	6 burner(long)	8 burner(long)

Stainless Steel Shell Luxury Gas Roaster

FEATURES

- © Configuration Stainless steel shell
- © Reliable ignition system to heat rapidly and save energy
- © High infrared emission efficiency to roast food completely
- © Each burner is independent controlled to operate easily
- © All quartz glass cover to resist high temperature and easy clean



Model	-K22	K25	-K23	K33
Dimension(mm)	580x400x180	560x560x180	800x400x180	800x580x180
Pressure valve	2800Pa	2800Pa	2800Pa	2800Pa
Cover type	quartz glass cover	quartz glass cover	quartz glass cover	quartz glass cover
Burner qty	4 burner(short)	4 burner(long)	6 burner(short)	6 burner(long)

COOKING EQUIPMENT SERIES

ROASTER

Blue diamond gas roaster


FEATURES

- Reliable ignition system to heat rapidly and save energy
- High infrared emission efficiency to roast food completely
- Each burner is independent controlled to operate easily
- Light material burner cover to resist high temperature



Type	-SKR04	-SKR06	-SKR06K	-SKR08	-SKR12	-SKR12K	-SKR16K
Dimension	370x280x160mm	486x280x160mm	520x300x160mm	602x280x160mm	834x280x160mm	898x300x160mm	1150x300x160mm
Package size	380x320x190mm	496x320x190mm	520x340x190mm	612x320x190mm	845x320x190mm	898x340x190mm	1150x340x190mm
Grill size	268x191mm	384x191mm	418x212mm	500x191mm	732x191mm	796x212mm	1042x212mm
N.W./G.W	4.5 Kgs/5.3 Kgs	5.5 Kgs/6.4 Kgs	6 Kgs/ 7Kgs	5.6 Kgs/6.7 Kgs	11.8 Kgs/12.8 Kgs	10 Kgs/ 11 Kgs	12.5 Kgs/ 14 Kgs

Black diamond electric roaster



Type	-SKD12	-SKD18	-SKD24
Dimension	990x385x250mm	1290x385x250mm	1590x385x250mm
Grill size	610x200mm	910x200mm	1210x200mm
Voltage	220V/50HZ	380V/50HZ	380V/50HZ
Power	6.6kw	9.9kw	13.2kw


COOKING EQUIPMENT SERIES

ROASTER

KF Series Gas Fumeless Roaster With Electric Fan

FEATURES

- Configuration Stainless steel shell
- Double control fan to meet smokeless requirement
- High infrared emission efficiency to roast food completely
- Both burner and fan are independent controlled



Model	-KF03	-K05	-KF05	-KF06	-KF08	-KF08-2M
Dimension(mm)	1180x370x220	640x400x220	600x400x275	800x370x220	1600x370x220	2000x390x205
Pressure valve	2800Pa	2800Pa	2800Pa	2800Pa	2800Pa	2800Pa
Volts	220V	220V	220V	220V	220V	220V
Power	32W	16W	-	16W	32W	32W
Configuration	S.S shell	S.S shell	S.S shell	S.S shell	S.S shell	S.S shell

Electric Roaster



Model	-KD5T	-KD55T	-KD6T	-KD66T	-KD8T	-KD88T
Dimension(mm)	630x530x180	630x530x180	1100x403x180	1100x403x180	1100x503x180	1100x503x180
Power Supply	220V/50Hz	220V/50Hz	220V/50Hz	220V/50Hz	220V/50Hz	220V/50Hz
Power	4W	4W	6W	6W	8W	8W
Configuration	Stainless steel shell	Stainless steel shell	Stainless steel shell	Stainless steel shell	Stainless steel shell	Stainless steel shell

COOKING EQUIPMENT SERIES

Electric Roaster

FEATURES

- © Brif and elegant style both for home and commercial use
- © brife and elegant style for commerical use



Model	-KD2	-KD2A	-KD33A	-KD3A
Dimension(mm)	520x325x180	520x325x180	920x330x175	920x330x175
Volts	220V	220V	220V	220V
Power	2.4KW	2.4KW	4.8KW	4.8KW
Configuration	S.S shell	sprayed shell	sprayed shell	S.S shell

Shawarma



Electric shawarma
Model: -VGB-890
Size: 590x480x860mm
Volts: 220V/50Hz
Power: 6KW
Weight: 43KG

Gas Shawarma
Model: -VGB-790
Size: 500x650x900mm
Power: 0.05KW
Weight: 38KG

Gas Shawarma
Model: -VGB-791
Size: 545x680x1040mm
Power: 0.05KW
Weight: 53KG

Gas Shawarma
Model: -VGB-792
Size: 500x650x1200mm
Power: 0.05KW
Weight: 53KG




Kebab Slicer

Model	S100T	S100E	S100C
Size	560x475x283	560*475*283	590x425x198
Volts	220V/110V	220V/110V	Battery 12V
Power	0.8KW	0.8KW	0.8KW
Cutting Depth	0-8mm	0-8mm	0-8mm
Capacity	60kg/h	60kg/h	60kg/h
Blade Dia	100mm	100mm	100mm
Weight	1.2kg	1.2kg	1.4kg
Accessory	Round Bladex1 Tooth Bladex1	Round Bladex2	Round Bladex1, Tooth Bladex1 Chargerx1, Batteryx2



Round Blade



Tooth Blade

COOKING EQUIPMENT SERIES



Name	Model	Dimension	Volts	Power	Weight
Electric Rotisserie(2-Layer)	-YXD-201	1010*910*2140mm	380V/50Hz	2*9.7KW	35.3Kg
Electric Chicken Rotisserie	-YXD-206	670*550*1580mm	220v	7KW	104kg
Gas Chicken Rotisserie	-YXD-207	670*550*1580mm	220v	1KW	99kg
Electric Rotisseries	-YXD-266X	810*600*640mm	220v	4.7KW	65kg
Electric Rotisseries	-YXD-268X	1010*600*800mm	220v	6.21KW	75kg

Electric Hanging Salamander

FEATURES

- © High quality stainless steel constructed
- © Removable pan and grid for easy cleaning
- © Anti-slip footing to operate safely
- © Efficient heating system to save power



-936



937
938



-14



-16

Model	-936	-937	-938	-14	-16
Dimension(mm)	640x315x300	798x418x450	578x388x360	612x438x610	882x538x610
Power	2KW	4KW	2.2KW	14KW	21KW
Volts	220V	220V	220V	220V	220V
N.W	13kg	28kg	19kg	33kg	36kg

Gas Infrared Salamander

FEATURES

- © Natural gas, LPG supported heating
- © High quality stainless steel body with long life gas burners
- © Adjustable grid to control the heat source on demand while roasting

COOKING EQUIPMENT SERIES

TOASTER

Electric Toaster

FEATURES

- ◎ All stainless steel body and inner house
- ◎ Slide out crumb tray easy to clean
- ◎ Auto pop up function and auto shut off
- ◎ Adjustable temperature control to change crispy degree



4-Slice Toaster

Model	-DS-4	-DS-4A
Dimension	315x270x220mm	315x270x220mm
Volts	220V/50Hz, 110V/60Hz	220V/50Hz, 110V/60Hz
Power	1.8KW	1.8KW
		Auto Pop up



6-Slice Toaster

Model	-DS-6	-DS-6A
Dimension	410x270x220mm	410x270x220mm
Volts	220V/50Hz, 110V/60Hz	220V/50Hz, 110V/60Hz
Power	2.5kW	2.5KW
		Auto Pop up

Electric Conveyor Toaster

FEATURES

- ◎ Regulate the speed of the conveyor chain automatically
- ◎ Lead-in net rack is equipped to ensure the smooth loading of bread
- ◎ Crumb tray is equipped to collect the remaining scrap



Model	-TT-150	-TT-300	-TT-450
Dimension	288x418x387mm	368x418x387mm	468x418x387mm
Volts	220V/50Hz	220V/50Hz	220V/50Hz
Power	1.34KW	2.24KW	2.64KW
Output	150-180 piece/hr	300-350 piece/hr	450-500 piece/hr
Weight	14kg	15kg	19kg

Electric Toaster Oven

FEATURES

- ◎ Stainless steel wire rack and heat shield
- ◎ Quick heating tube without preheating
- ◎ With timer auto shut off once ready
- ◎ Equipped with thermal insulation layer for security

Model	-A360	-A370
Dimension	440x245x400mm	440x245x280mm
Volts	220V	220V
Power	3KW	1.7KW
Weight	11kg	8kg



-A360



-A370

COOKING EQUIPMENT SERIES

Plate Warmer Trolley



-YDH-11



-YDH-22

Food Warmer Cart

Model	-YDH-11	-YDH-22
Dimension	780x960x1755mm	1540x930x1755mm
Volts	220V	220V
Power	2.6 KW	2.6 KW
N.W	130 kg	250 kg



-FPW-1



-FPW-2

Plate Warmer

Model	-FPW-1	-FPW-2
Dimension	420x460x930mm	420x800x930mm
Volts	220V	220V
Power	0.4KW	0.8KW
N.W	31kg	48kg



-DYG-50



-DYG-50-F
(composite bottom)

Stainless Steel Pressure Cooker

Model	-DYG-50	-DYG-50-F
Dimension	515x490x560mm	515x490x560mm
Capacity	51L	51L
Pressure	0.04MPa	0.04MPa

COOKING EQUIPMENT SERIES

Warming Showcase



-DH-1P



-DH-2P



-DH-3P

Model	-DH-1P	-DH-2P	-DH-3P
Dimension(mm)	380×460×600	660×460×600	950×460×600
Volts	220V/50Hz	220V/50Hz	220V/50Hz
Power	0.55kW	0.89kW	1.4kW
N.W/G.W	14/17KG	21/26KG	29/34KG



-LD-604



-LD-601



-LD-602

Model	-LD-604	-LD-601	-LD-602
Dimension(mm)	380×485×645	660×485×645	900×485×645
Volts	220V/50Hz	220V/50Hz	220V/50Hz
Power	1.32kW	1.5kW	1.8kW
N.W/G.W	19/24KG	29/35KG	37/44KG



-HBW-1P
-HBW-2P



-HBW-1PD
-HBW-2PD

Warming Showcase (Scale Temperature Display)

Model	-HBW-1P	-HBW-2P
Dimension(mm)	350×390×520	710×390×520
Volts	220-240V/50Hz	220-240V/50Hz
Power	0.85kW	1.0kW
N.W	16KG	26KG

Warming Showcase With Flume (Digital Temperature Display)

Model	-HBW-1PD	-HBW-2PD
Dimension(mm)	350×390×520	710×390×520
Volts	220-240V/50Hz	220-240V/50Hz
Power	0.85kW	1.0kW
N.W	16KG	26KG

COOKING EQUIPMENT SERIES

Electric Bain Marie



Electric Soup Warmer Bain

Model	-TBM-2
Size(mm)	510×410×350
Volts	220V/50Hz
Power	1.5KW
Weight	10.4KG



Corn Barrel

Model	AG-48
Size(mm)	430×430×430
Volts	220V/50Hz
Power	2.5KW
Weight	6KG



-TEM-2
-TEM-2V



-TEM-2V-A
-TEM-2V-B

Model	-TEM-2	-TEM-2V	-TEM-2V-A	-TEM-2V-B
Size(mm)	565×380×225	565×380×225	690×590×225	700×560×270
Volts	220V/50Hz	220V/50Hz	220V/50Hz	220V/50Hz
Power	1.5KW	1.5KW	1.5KW	1.5KW
Weight	10KG	9KG	16KG	18KG
Tray size	1/2x6**2	1/2x4**2	1/1x4**2	1/1x6**2



-TEM-3/ET-TEM-3V



TEM-3V-A



TEM-4 / ET-TEM-4V

Model	-TEM-3	-TEM-3V	-TEM-3V-A	-TEM-4	-TEM-4V
Size(mm)	590×380×270	560×385×225	1050×335×225	700×590×270	690×590×225
Volts	220V/50Hz	220V/50Hz	220V/50Hz	220V/50Hz	220V/50Hz
Power	1.5KW	1.5KW	1.5KW	1.5KW	1.5KW
Weight	10KG	9KG	13.5KG	18KG	16KG
Tray size	1/3x6**3	1/3x4**3	1/2x4**3	1/2x6**4	1/2x4**4



Model	BMC3	BMC4	BMC5
Size(mm)	905×350×315	1175×350×315	1445×350×315
Volts	220V/50Hz	220V/50Hz	220V/50Hz
Power	1.5KW	1.5KW	1.5KW
Weight	18KG	22KG	27KG
Tray size	1/2x4**3	1/2x4**4	1/2x4**5

Model	BMC6	BMC8
Size(mm)	1720×350×315	2250×350×315
Volts	220V/50Hz	220V/50Hz
Power	1.8KW	1.8KW
Weight	32KG	45KG
Tray size	1/2x4**6	1/2x4**8

BEVERAGE SERIES

Ice Crusher

FEATURES

- Powered by electricity, it is able to shave a hard and large ice into tiny one .
- Highly efficient motor can produce different lbs of shaved ice per hour to meet demands of large amount of ice in a relatively short time .
- Ideal for making slushies and frozen drinks for your business, restaurant, school organizations, festival, and perfect for at home use as well .
- Food grade stainless steel blade .
- Not easy to corrosion and wear .
- Automatically cuts off when hopper handles in open position to avoid any wound .
- Come with a water-resistant "on / off" switch for safe operation .
- A given Food grade stainless steel bowl is for convenient serving .
- Easy to clean .

Model	-200	-200B(Two blades)	-SB114	-SB130
Dimension(mm)	390*240*340	390*240*340	410*240*430	500*410*660
Volts	220V	220V	220V	220V
Power	200W	200W	200W	200W
Out Put	110kg/h	110kg/h	180kgs/h	180kgs/h



-200

-200B



-SB114

-SB130



-400A

-400B

-400G

-300CD

Model	-400A	-400B	-400G	-300CD(Two blades)
Dimension(mm)	160x400x290	160x400x290	160x400x290	160x400x290
Volts	220V/110V	220V/110V	220V/110V	220V/110V
Power	200W	300W	300W	300W
Rotation Speed	1450R/M	1450R/M	1450R/M	1450R/M
Out put	65kgs/h	65kgs/h	65kgs/h	80kgs/h
Weight	5.5KG	5.5KG	5.5KG	6KG



-300F

-300FD

Model	-300F	-300FD(Two blades)
Dimension(mm)	255*395*350mm	255*395*350mm
Volts	220/110V	220/110V
Power	300W	300W
Rotation Speed	1450R/M	1450R/M
Out put	80kgs/h	95kgs/h
Weight	5.7KG	5.7KG

BEVERAGE SERIES

Blender

FEATURES

- Variable speed control.**
Easily adjust speed to achieve a variety of textures. The dial can be rotated at any point during the blend, so you're in complete control .
- Variety -ounce container for choice.**
Different size and shape of variety-ounce container is ideal for blending medium to large batches .
- Blade.**
At least a dozen tiny details go into the design of our aircraft-grade, hardened stainless steel blades. All to give you the best morning smoothie possible.
- Cool-running motor.**
Our motor maintains even torque and cool temperature to consistently deliver the power you need to process any ingredient .



-768A

-787

-787A

Apply to -768A/
-787/
-787A

Model	-768A	-787	-787A
Dimension(mm)	234*199*510	234*199*510	234*199*510
Volts	220/110V	220/110V	220/110V
Power	1.5kW	1.39kW	1.39kW
Rotation speed	12000-26000R/M	12000-26000R/M	12000-26000R/M
Capacity	2.0L	2.0L	2.0L
Out put	80cup/h	80cup/h	90 cup/h
Weight	4.3KG	4.1KG	4.1KG



-908Z

-968

-968Z

-988Z

-999

-999Z

Apply to 968/
-988Z/
-999/
-999Z

Model	-908Z	-968	-968Z	-988Z	-999	-999Z
Dimension(mm)	270x225x475	275x230x550	275x230x570	275x230x570	275x230x550	275x230x570
Volts	220/110V	220/110V	220/110V	220/110V	220/110V	220/110V
Power	1.5KW	1.8KW	1.8KW	1.8KW	2KW	2KW
Rotation speed	4400-20000 R/M	12000-28000R/M	12000-28000R/M	12000-28000R/M	12000-28000R/M	12000-28000R/M
Capacity	1.5L	2.7L	2.7L	2.7L	2.7L	2.7L
Out put	90 cup/h	90 cup/h	90 cup/h	90 cup/h	90 cup/h	90 cup/h
Weight	-	5.4	7.2	5.4	5.4	7.3



-BL-015

-BL-018

Milk Mixer

FEATURES

- One or two spindle drink mixer features heavy-duty die-cast housing easy to clean and impressive footprint .
- Allows high performance with three independent 1 peak HP motor for durability and quickly mixing the coldest, hardest ice creams .
- Includes butterfly agitator for softer ice creams and use with many types of cups .

Model	-BL-015	-BL-018
Dimension(mm)	240*225*520	330*160*500
Volts	220V/50HZ	220V/50HZ
Power	0.3KW	0.6KW
N.W.	4 kgs	12 kgs
Capacity	0.9L	0.9+0.9L

Ice Shaver

FEATURES

- Premium finish; high impact abs with brass and stainless steel construction .
- Premium quality utilizes a commercial, heavy-duty motor .
- Fully adjustable stainless steel blade (replaceable) .
- Shaves 6-pound/minute (more than 350 lbs./hc



-WF-A288(White)

(4 kinds of Color Choice:White/Green/Red/Yellow)



-128



Aluminum plate

-118



Aluminum plate

-108

Ice Shaver

Model	-WF-A288(White)	-128	-118
Dimension(mm)	420x340x700	320x400x860	320x400x860
Volts	220V/50Hz	220V/50Hz	220V/50Hz
Power	250W	300W	350W
Speed	1420r/min	250-300R/M	250-300R/M
Out put	90kg/h	90kg/h	90kg/h
Weight	20kg	19kg	20kg

Snow Cone Shaver

Model	-108
Dimension(mm)	220x250x547
Volts	220V/50Hz
Power	300W
Speed	250-300R/M
Out put	50kgs/h
Weight	15kg

FEATURES

- Very easy to use and is great for businesses and even home use .
- Comes with a drip tray and drainage tube from the blade to the tray .
- Will shave over 200 lbs of snow every hour .
- Ice is dropped in the top of the machine and the stainless steel blades are great for shaving large pieces of ice .
- Brand new Commercial Ice Crusher will make snow just like the ice shavers that retail over a thousand dollars. You may adjust the blade to change the texture of how the ice is shaved by adjusting the red knob by the chute. Great for shaving ice for Margaritas and cold drinks ."



-168



-188



-FL-150I

Model	-168	-188	-FL-150I
Dimension(mm)	290x400x430	290x400x560	460x420x680mm
Volts	220/110V	220/110V	220/110V
Power	0.25KW	0.3KW	0.18KW
Rotation Speed	320R/M	320R/M	1420r/min
Ice crushing capacity	120 kgs/h	200 kgs/h	100 kgs/h
Weight	12kg	14kg	39kg
Hopper capacity	1kg	5kgs	-

Juice Extractor

FEATURES

- Adjustable juice outlet (8 different positions) for convenient placement .
- Function of separating fruit and vegetable juice and the slag Immediate pulp ejection for non-stop juicing .
- stainless steel construction for easy cleaning and corrosion prevention .
- Two cutter plate configurations available (patented 16 blades or shredder) .
- Ideal for juice bars, health clubs, spas, restaurants and institutions and any other place where fresh juice is in demand .



-A1000



-A2000



-A3000



-A4000

Model	-A1000	-A2000	-A3000	-A4000
Dimension(mm)	500x340x500	430x350x450	340x270x360	358x220x300
Volts	220V/50Hz	220V/50Hz	220V/50Hz	220V/50Hz
Power(W)	750W	550W	370W	180W
N.W/G.W	22/26kg	19/20kg	12/13kg	7/7.5kg
Speed	2800r/min	2800r/min	2800r/min	4300r/min
Out put	120-140kgs/h	100-120kgs/h	80-100kgs/h	50-65kgs/h



-B2000



-B3000



-MM-200



-HP-205

Model	-B2000	-B3000	-MM-200	-HP-205
Dimension(mm)	430x350x450	340x270x360	300x190x340	380x270x500
Volts	220V/50Hz	220V/50Hz	220V/50Hz	220V/50Hz
Power(W)	550W	370W	800W	180W
N.W/G.W	19/21kg	12/14kg	5/6kg	5/5.5kg
Speed	2800r/min	2800r/min	-	-
Out put	100-120kgs/h	80-100kgs/h	-	-

Auto Orange Juicer

FEATURES

The machine apply to small drink shops, fruit shop, restaurants, hotels, bars, the office of cards, tea and coffee-houses, a very wide range of applications. commercial orange is made of stainless steel shell. With the concept of raising the level of food consumption, as people of freshly squeezed juice will replace the carbonated beverage drinks.

- ◎Size of orange require: 1.6"-3.2".
- ◎Squeeze 20-22 oranges per mins .
- ◎Easy to Operate and Clean .



Model	-2000A-1	-2000A-2	-2000C-4
Dimension(mm)	600*700*1720	660*560*1050	520*540*1620
Volts	220V/50Hz	220V/50Hz	220V/50Hz
Power(W)	370W	370W	120W
Size of orange	40-90mm(Dia)	40-90mm(Dia)	40-80mm(Dia)
Out put	40 pcs/min	40 pcs/min	20 pcs/min
Yield	40-50%	40-50%	40-50%
Weight	92kg	68kg	76kg



Model	-2000E-1	-2000E-2	-2000E-3	-2000E-4	-2000E-5
Dimension(mm)	400*330*780	400*300*770	400*330*780	400*480*900	420*450*680
Volts	220V/50Hz	220V/50Hz	220V/50Hz	220V/50Hz	220V/50Hz
Power(W)	120W	120W	120W	120W	120W
Size of orange	40-80mm(Dia)	40-80mm(Dia)	40-80mm(Dia)	40-80mm(Dia)	40-75mm(Dia)
Out put	20 pcs/min	20 pcs/min	20 pcs/min	20 pcs/min	20 pcs/min
Yield	40-50%	40-50%	40-50%	40-50%	40-50%
Weight	50kg	40kg	50kg	55kg	43kg

Hand juicer



Model	-ZJS01	-ZJS02	-K	-D
Dimension	290*191*388mm	290*191*418mm	485*465*525mm	475*385*530mm
QTY/CTN	2pcs/ctn	2pcs/ctn	2pcs/ctn	4pcs/ctn
G.W./N.W.	7.5/6.9kgs	7.5/6.9kgs	19.5/15.5kgs	19/15kgs



Model	-U	-A1	-5015	-2A
Dimension	445*395*510	570*420*315mm	275*185*385mm	385*315*570mm
QTY/CTN	2pcs/ctn	6pcs/ctn	2pcs/ctn	6pcs/ctn
G.W./N.W.	19/16kgs	16.5/13.5kgs	14.5/12.5kgs	13.4/11.4kgs

FEATURES

- © Simple operation - Thanks to the simple-switch operating concept of the smart switch .
- © Height-adjustable coffee spout - The height of the coffee spout can be adjusted between 2.6 - 4.4 inches to allow any size of cup to be used .
- © Fine foam frothier - The revolutionary fine foam technology ensures unique milk foam quality with a fine, feather-light consistency .
- © Combination of striking clean lines, compact dimensions, high-quality materials and uncompromising workmanship .
- © Turn, press, enjoy - that's how easy it is to enter the world of ETON .



Glass Kettle
Model:DHSJ-1.8L
Capacity:1.8L



Thermos
Model: DHSJ-1.5A
Dimension:
Ø140mmxH225mm
Capacity:1.5L

Model: DHSJ-2.0A
Dimension:
Ø140mmxH270mm
Capacity:2L



-ND1000



-ND1000A



-ND1002A



-ND2002

Stainless steel Coffee Machine

Model	-ND1000	-ND1000A	-ND1002A	-ND2002
Dimension(mm)	215x385x460	215x385x460	215x385x460	430x410x520
Volts	220V/50Hz	220V/50Hz	220V/50Hz	220V/50Hz
Power	1.4kw/2kw	1.4kw/2kw	1.4kw/2kw	3.3kw
Capacity	1.6L	1.6L	1.6L	2L



CG-600



CG-800

Coffee Grinder

Model	CG-600	CG-800
Dimension(mm)	360x260x155	440x410x465
Volts	220V/50Hz	220V/50Hz
Power	0.1KW	0.36kW
Capacity	250g	900g
Weight (kg)	3	11

Coffee Warmer

FEATURES

- © Simple operation - Thanks to the simple-switch operating concept of the smart switch .
- © Height-adjustable coffee spout - The height of the coffee spout can be adjusted between 2.6 - 4.4 inches to allow any size of cup to be used .
- © Fine foam frothier - The revolutionary fine foam technology ensures unique milk foam quality with a fine, feather-light consistency .
- © Combination of striking clean lines, compact dimensions, high-quality materials and uncompromising workmanship .
- © Turn, press, enjoy - that's how easy it is to enter the world of ETON .



ET-NL-2



-BM-1



-BM-2



-BWM-2

Coffee Maker

Model	-NL-2	-BM-1	-BM-2	-BWM-2
Volts	220V/50Hz	220V/50Hz	220V/50Hz	220V/50Hz
Dimension(mm)	350x190x80	250x240x80	360x180x80	360x180x80
Power	0.3KW	0.45KW	0.9KW	0.51KW
Weight (kg)	2	1.5	2.3	1.7



-WM-1



-SBWM-2



-SBWM-4

Coffee Warmer and Coffee Maker

Model	-WM-1	-SBWM-2	-SBWM-4
Dimension(mm)	250x240x80	200x380x120	400x380x120
Volts	220V/50Hz	220V/50Hz	220V/50Hz
Power	0.06KW	0.51KW	1.02KW
Weight (kg)	1.3	2.4	4

BEVERANGE SERIES

Sugar Cane Presser



Sugar Cane Presser(Electric)

Model	-L100A	-L100B	-ZZJ82	-ZZJ83	-SXZ-81	-SXZ-80
Voltage	220V/50Hz	220V/50Hz	220V/50Hz	220V/50Hz	220V/50Hz	220V/50Hz
Dimension (mm)	490x500x430	490x500x430	460x360x660	460x360x900	430x390x550	430x390x760
Power	0.75KW	0.75KW	0.55KW	0.55KW	0.75KW	0.75KW
Efficiency	350-400 kgs/h	350-400 kgs/h	300-350kgs/h	300-350kgs/h	300-350kgs/h	300-350kgs/h
Weight (KG)	61	62	56kg	60kg	52kg	55kg



-SXZ-80DCB
Sugar Cane Presser(Battery)



*Charger and battery



-SXZ-80DCM
Sugar Cane Presser
(Battery and Electric)



-HP-205

Juice Extractor

Model	-HP-205
Dimension(mm)	380x270x500
Volts	220V/50Hz
Power(W)	180W
N.W./G.W	5/5.5kg



-G230



-SXZ-61

Sugar Cane Presser(Manual)

Model	-G230	-SXZ-61
Voltage	manual	manual
Dimension (mm)	460x340x385	460x390x380
Weight (KG)	26	42



-05



-06

Juice-residue Separator

Model	-05	-06
Voltage	220V/50Hz	220V/50Hz
Dimension(mm)	370x470x750	370x470x750
Efficiency	60kg/h	60kg/h
Weight (KG)	35	35

BEVERANGE SERIES

Soya Milk Maker



Model	-09G	-10G	-09A	-10A	-YL09A	-YL10A
Voltage	GAS	380(220)V/50Hz	GAS	380(220)V/50Hz	GAS	380(220)V/50Hz
Dimension (mm)	900x540x1300	900x540x1300	1120x620x1370	1120x620x1370	1120x620x1370	1120x620x1370
Efficiency	80kg/h	80kg/h	80kg/h	80kg/h	80kg/h	80kg/h
Weight (KG)	99	84	88	74	99	84



-10B



-11B

Model	-10B	-11B
Voltage	GAS	380(220)V/50Hz
Dimension (mm)	1500x850x1700	1500x850x1700
Efficiency	190kg/h	190kg/h
Weight (KG)	120	120



Bean Curd Machine(Manual
Tofu Maker)
ET-DF01



Bean Curd Machine(Baric
Tofu Maker)
ET-DF02

Model	-DF01	-DF02
Size	535x535x1240	535x535x1090
Out Put	12kg/h	15kg/h
Configuration	All stainless steel shell	All stainless steel shell
Load Size	422x22x11mm	550x550x645mm
Load Disk Capacity	19L	19L
G.W./N.W	26.4kg/24.5kg	26.4kg/22.6kg
Package Size	550x550x645mm	550x550x645mm

Juice Dispenser

FEATURES

- Classic bubbler style, vertical spray dispenser with magnetic driven agitators .
- The piston discharging valve, larger particles are not easy to jam .
- Superior engineering allows full beverage cooling right down to the last drink .
- Stainless steel, dripless pouring valves are sanitary and easy to use and maintain .
- Better design and more stainless steel allow easier cleaning and less maintenance.
- Humanized handle, easy to use, comfortable and convenient .
- Drink Dispenser with tap can produce cold drinks .
- Can mix soya-bean milk,yogurt and bring the enrichment of the pulp drinks.
- Widely used in hotels, coffee hall, enterprises and institutions and individual cold drink shops.

Optional Function: R-heating



Model	Dimension(mm)	Volts	Power(W)	Temperature	Refrigerant	N.W./G.W	Capacity(L)	Type
-LSJ-9Lx1	210x360x670	220V/50Hz	180W	7-12°C	R134A	13/15kg	9Lx1	Pedal
-LSJ-9Lx2	330x390x670	220V/50Hz	280W	7-12°C	R134A	21/23kg	9Lx2	Pedal
-LSJ-9Lx3	410x390x670	220V/50Hz	280W	7-12°C	R134A	27/29kg	9Lx3	Pedal
-LSJ-9Lx4	530x390x670	220V/50Hz	380W	7-12°C	R134A	30/33kg	9Lx4	Pedal
-LSP-9Lx2	210x360x670	220V/50Hz	180W	7-12°C	R134A	13/15kg	9Lx1	Spray
-LSP-9Lx2	330x390x670	220V/50Hz	280W	7-12°C	R134A	23/25kg	9Lx2	Spray
-LSP-9Lx3	410x390x670	220V/50Hz	280W	7-12°C	R134A	29/31kg	9Lx3	Spray
-LSP-9Lx4	530x390x670	220V/50Hz	380W	7-12°C	R134A	35/38kg	9Lx4	Spray


Optional Function: R-heating



Model	Dimension(mm)	Volts	Power	Temperature	Refrigerant	N.W./G.W	Capacity	Type
-LSJ-10Lx1	210x360x670	220V/50Hz	180W	7-12°C	R134A	22/24kg	10Lx1	Pedal
-LSJ-10Lx2	330x450x670	220V/50Hz	280W	7-12°C	R134A	24/25kg	10Lx2	Pedal
-LSJ-10Lx3	410x450x670	220V/50Hz	320W	7-12°C	R134A	37/30kg	10Lx3	Pedal
-LSJ-10Lx4	540x450x670	220V/50Hz	380W	7-12°C	R134A	30/36kg	10Lx4	Pedal
-LSP-10Lx1	210x360x670	220V/50Hz	180W	7-12°C	R134A	22/24kg	10Lx1	Spray
-LSP-10Lx2	330x450x670	220V/50Hz	280W	7-12°C	R134A	24/25kg	10Lx2	Spray
-LSP-10Lx3	410x450x670	220V/50Hz	320W	7-12°C	R134A	37/30kg	10Lx3	Spray
-LSP-10Lx4	540x450x670	220V/50Hz	380W	7-12°C	R134A	30/36kg	10Lx4	Spray

Juice Dispenser

Optional Function: R-heating



Model	Dimension(mm)	Volts	Power	Temperature	Refrigerant	N.W./G.W	Capacity	Type
-LSJ-12Lx1	410x350x660	220V/50Hz	180W	7-12°C	R134A	21/24kg	12Lx1	Pedal
-LSJ-12Lx2	410x410x660	220V/50Hz	280W	7-12°C	R134A	25/28kg	12Lx2	Pedal
-LSJ-12Lx3	600x410x660	220V/50Hz	320W	7-12°C	R134A	33/36kg	12Lx3	Pedal
-LSP-12Lx1	410x350x660	220V/50Hz	180W	7-12°C	R134A	22/25kg	12Lx1	Spray
-LSP-12Lx2	410x410x660	220V/50Hz	280W	7-12°C	R134A	27/30kg	12Lx2	Spray
-LSP-12Lx3	600x410x660	220V/50Hz	320W	7-12°C	R134A	36/39kg	12Lx3	Spray
-LSJ-18Lx1	430x350x740	220V/50Hz	180W	7-12°C	R134A	24/27kg	18Lx1	Pedal
-LSJ-18Lx2	480x460x740	220V/50Hz	280W	7-12°C	R134A	32/35kg	18Lx2	Pedal
-LSJ-18Lx3	700x430x740	220V/50Hz	380W	7-12°C	R134A	37/40kg	18Lx3	Pedal
-LSP-18Lx1	430x350x740	220V/50Hz	180W	7-12°C	R134A	25/28kg	18Lx1	Spray
-LSP-18Lx2	480x460x740	220V/50Hz	280W	7-12°C	R134A	32/35kg	18Lx2	Spray
-LSP-18Lx3	700x430x740	220V/50Hz	380W	7-12°C	R134A	39/43kg	18Lx3	Spray



Model	-LSJ-20Lx1	-LSJ-20Lx2	-LSJ-50L
Dimension(mm)	420x350x680	600x350x680	500x500x720
Volts	220V/50Hz	220V/50Hz	220V/50Hz
Power	280W	350W	380W
Refrigerant	R134A	R134A	R134A
Temperature	7-12°C	7-12°C	7-12°C
N.W./G.W	23/25kg	29/32kg	25/28kg
Capacity	20Lx1	20Lx2	50Lx1
Type	Pedal	Pedal	Pedal

Slush Dispenser

FEATURES

- ◎ Evaporation cylinder separate refrigeration, fast cooling, Slush comes during 30min-45min .
- ◎ Adopted imported compressor which is Aspera , Cubigel ,Danfoss and so on The slush mug is low noise and air cooling .
- ◎ All the tank are made of PC (Polycarbonate) material which is high/low temperature resistance, unbreakable, innocuously, antifoaming, good flexibility and removable.
- ◎ Electromagnetic transmission shaft , magnetic transmission , is much better than electro transmission shaft, long life time.
- ◎ Commercial Smoothie Maker can dispense a variety of beverage such as granita drinks, frozen cocktails, fruit juices, smoothies, coffees, cappuccino and tea slush beverages.



Model	-XRJ-12x2	-XRJ-12x3	-XRJ10L-1	-XRJ10L-2	-XRJ10L-3
Dimension(mm)	430x510x770mm	610x510x770mm	290x560x760mm	420x560x760mm	600x560x760mm
Volts	220V/50Hz	220V/50Hz	220V/50Hz	220V/50Hz	220V/50Hz
Power	500W	600W	300W	400W	500W
Temperature°C	-2~-3	-2~-3	-2~-3	-2~-3	-2~-3
Capacity	12Lx2	12Lx3	10Lx1	10Lx2	10Lx3
N.W/G.W	44/55KG	63/78KG	29/40KG	41/55KG	58/74KG
Refrigerant	R404	R404	R134A	R134A	R134A




Model	-XRJ15Lx1	-XRJ15Lx2	-XRJ15Lx3
Dimension(mm)	290x560x760mm	420x560x760mm	600x560x760mm
Volts	220V/50Hz	220V/50Hz	220V/50Hz
Power	300W	400W	500W
Temperature°C	-2~-3	-2~-3	-2~-3
Capacity	15Lx1	15Lx2	15Lx3
N.W/G.W	29/40KG	41/55KG	58/74KG
Refrigerant	R134A	R134A	R134A

Meat Slicer

FEATURES

- ◎ Handle is ergonomically designed to prevent fatigue
- ◎ Countertop style design can be bolted down for safety and stability
- ◎ Constructed of durable cast iron for long life and coated for easy cleanup
- ◎ Heavy duty, Tin-coated Cast Iron ,Stainless steel or Aluminium for years of continuous use



Model	-220ST	-250ST	-275ST	-300ST
Dimension	520x460x380mm	520x460x380mm	575x460x395mm	630x530x460mm
Volts	220V/50HZ,110V/60HZ	220V/50HZ,110V/60HZ	220V/50HZ,110V/60HZ	220V/50HZ,110V/60HZ
Power	0.15HP/120W	0.2HP/150W	0.25HP/200W	1/3HP/250W
Blade Dia	220mm(8")	250mm(10")	275mm(11")	300mm(12")
Cutting thickness	0-11mm	0-11mm	0-14mm	0-14mm
G.W. / N.W.	15.8 / 13.3KG	16.5 / 13KG	17.5 / 16KG	26.7 / 24KG

Automatic Meat Slicer



Model	-SL300B	-SL330	-SL350
Dimension	640x600x750mm	650x600x750mm	960x740x1420mm
Volts	110/220V	110/220V	220/380V
Slicing motor power	420W	420W	750W
Reciprocating motor power	300W	300W	750W
Blade dia	300mm	330mm	350mm
Cutting thickness	0-15mm	0-15mm	0-15mm
Slicing speed	37times/min	37times/min	40times/min
Weight	68kg	67.5kg	223kg
Size	12"	13"	14"

Meat Grinder

FEATURES

- ◎ The meat mincer is able to grind most kinds of meats automatically
- ◎ Note: Please DO NOT wash the accessories in the dishwasher and dry it asap when not use to avoid getting rust
- ◎ The meat grinder is perfect for restaurants, supermarkets, fast food stores, butcher shops to grind meat for burgers, meatloaf, sausages and so on
- ◎ The Electric Meat Grinder could be easy to assemble and disassemble
- ◎ Smooth cutting and grinding.



-TK-8S
(Stainless steel head)



-TK-8
(Electroplating head)



-TK-12(Electroplating head)
-TK-12A / ET-TK-12S(Stainless steel head)



-TK-12B
(Stainless steel head)

Model	-TK-8S	-TK-8	-TK-12	-TK-12A	-TK-12S	-TK-12B
Dimension(mm)	370x155x320mm	360x245x385mm	400x218x412mm	400x235x405mm	400x215x412mm	460x215x324mm
Volts	220V	220V	110/220V	110/220V	110/220V	110/220V
Power	250W	250W	760W	760W	760W	600W
Capacity	75kg/h	80kg/h	150kg/h	150kg/h	150kg/h	150kg/h
Gross Weight	13kg	13kg	27kg	27kg	27kg	28kg
Surface Treatment	Stainless steel	Spray painted	Spray painted	Spray painted	Stainless steel	Stainless steel



-TK-12S(Electroplating head)
-TK-12B(Stainless steel head)



-TK-22(Electroplating head)
-TK22A(Stainless steel head)



-TK-22S
(Stainless steel head)



-TK-32A
(Stainless steel head)



-TK-32S(Stainless steel head)

Model	-TK-12S/12B	-TK-22	-TK-22A	-TK-22S	-TK-32A	-TK-32S
Dimension(mm)	530x290x300 mm	430x190x470 mm	430x190x470 mm	430x190x470 mm	515x232x555 mm	515x232x555 mm
Volts	220V	110/220/380V	110/220/380V	110/220/380V	220/380V	220/380V
Power	750W	850W	850W	850W	1500W	1500W
Capacity	120-150kg/h	150kg/h	150kg/h	150kg/h	500kg/h	500kg/h
Gross Weight	28kg	33kg	33kg	33kg	61kg	61kg
Surface Treatment	Aluminum	Spray painted	Spray painted	Stainless steel	Spray painted	Stainless steel

Meat Grinder



-TK-42S



-MS-800



-DGQ-C



-JQ-3

	Meat Grinder	Meat Slicer	Meat Cutter	Meat Grinder and Cutter
Model	-TK-42S	-MS-800	-DGQ-C	-JQ-3
Size	880x460x850	520x380x500	490x480x730	560x480x900
Volts	220V/380V	220V/50Hz	220V/380V	220V/380V
Power	4KW	0.8KW	1.1KW	1.1KW
Capacity	650kg/h	/	666kg/h (slice)	/
Weight	197KG	34KG	42KG	78KG



Removable Triple-use Meat And Cutter Machine

Model	-KC322B	-KC332B
Volts	220/380V	220/380V
Power kw	2	2.2
Meat output kg/h	220-280	320-350
Meat grinder speed r/min	203	203
Meat slicer r/min	310	310
Cut into shreds kg/h	180	180
Cut into slices mm	3.5-5.5	3.5-5.5



-HLQ-8
-HLQ-14



-HLQ-20
-HLQ-20L

Cutting Mixer

Model	-HLQ-8	-HLQ-14	-HLQ-20	-HLQ-20L
Current	110V/50HZ/550W	220V/50HZ/750W	110V/60HZ/1500W	380V/50HZ/1500W
	220V/50HZ/550W		220V/50HZ/1500W	380V/50HZ/1500W
Motor speed	1400	1440	1440	2800/1400
Pam speed	12	12	12	12-24
N.W/G.W	36.7/46.82kg	53.8/67.3kg	125/161.2kg	135/166.9kg
Volum	5.5L	10L	24L	24L
Packing size	761x552x527mm	825x575x522mm	1000x795x1085mm	1031x804x1172mm

Meat Grinder & Potato Peeler



Meat Ball Pumping Machine

Model	-YF-18	-YF-22	-YF-24
Size	350x300x820	350x300x850	400x330x880
Volts	220V/380V	220V/380V	220V/380V
Power	1.1KW	2.2KW	3KW
Out put	2kg/time	3kg/time	4kg/time
Weight	28KG	30KG	33KG

Meat Ball Forming Machine

Model	-YF-280
Size	644x380x1230
Volts	220V/380V
Power	1.1KW
Out put	280pcs/min
Weight	71KG
Ball dia	16/18/22/26mm



Potato Peeling Machine

Model	-X10C	-X15C	-X30C
Power	550W	750W	1500W
Volts	110/220/230V	110/220/230V	110/220/230/380V
Frequency	50/60Hz	50/60Hz	50/60Hz
Capacity	8 Kg	15 Kg	30 Kg
Efficiency	240-480 Kg/h	480-900 Kg/h	1080-2160 Kg/h
Packing size	510x510x900mm	580x580x950mm	660x640x1110mm
Weight	52KG	50KG	70KG



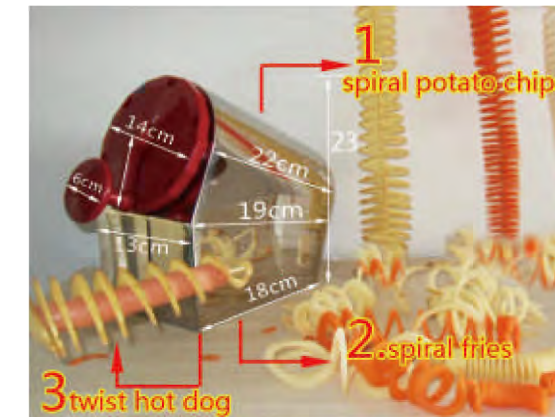
Potato Peeling Machine

Model	-HLP-15	-HLP-20
Volts	220V/50Hz	220V/50Hz
Power	750W	950W
Capacity/h	165kg/h	190kg/h
Timer	0-5	0-5
N.W	58.4kg	65kg
Capacity	20.6L	27L
Packing size	476x646x1243mm	536x676x1273mm

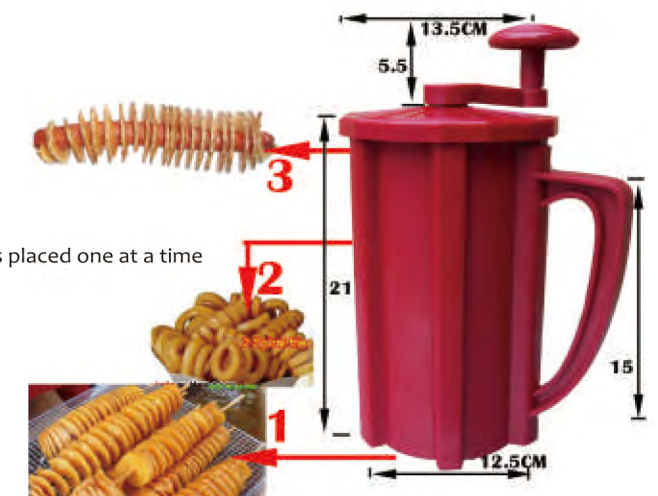
Potato Peeler

FEATURES

- © The machines adopts a stainless steel Aluminium and steel struction, giving it a high corrosion Resistance and high strength
- © The Stainless steel blade and aluminium alloy tool both have a long service life.
- © The strcure of the haldle makes for confortable operation
- © The size of the product is completely consistant when a piece of raw material is placed one at a time
- © Production effeciency is over 10 times greater than manual processing.



ET-528-7(3in1)



ET-528-6(3in1)

Twist Potato Cutter

Item NO	-528-6(3in1)	-528-7(3in1)
Weight	0.8kg	1.45kg
Use	Manual	Manual
Material	Plastic+Stainless steel	Stainless steel+ABS plastic
Size	210x125mm	230x130x220mm



PT-001



PT-002

Manual potato cutter

Item NO	PT-001	PT-002
Dimension	260x140x140mm	470x390x380mm
Out Put	10 second/pcs	10 second/pcs
N.W.	1.5kg	1.8kg
Packing	280x130x150mm	330x170x120mm
Founction	1.spiral potato chips	1.spiral potato chips 2.curly fries 3.Twist hot dog



ET-H003

Chip cutter

Model	-H004
Dimension(mm)	290x230x560
Weight	9KG
Volt	220V/50Hz
Power	60W

Multi Spiral Potato Slicer

Item NO	PT-003
Dimension	430x160x160mm
Volts	220V/50Hz,110V/60Hz
Power	0.01KW
Out Put	5 second/pcs
N.W.	5.2kg
Packing	480x200x170mm



PT-003

FOOD PROCESSING SERIEES

SAUSAGE STUFFER

CH Series

Horizontal Sausage Stuffer (Spray Paint)

※ Spray-painted sides plate and shell, s/s cylinder, s/s treoil nut, s/s screws, stricly accord with the international hygiene standard, with 4 specifications of plastic suasage funnels (Ø10, Ø20, Ø30, Ø40). s/s suasage funnels selectabel.



SH Series

Horizontal Sausage Stuffer (S/S)

※ Full stainless steel construction, s/s cylinder, s/s sides plates, s/s treoil nut, s/s screws, stricly accord with the international hygiene standard, with 4 specifications of s/s suasage funnels (Ø16, Ø22, Ø32, Ø38).

Model	CH-3	CH-5	CH-7	SH-3	SH-5	SH-7
Machine Size(mm)	470x230x240	590x230x240	830x230x240	470x230x240	580x270x270	830x230x240
Cylinder Size(mm)	Φ140x200	Φ140x320	Φ140x460	Φ140x200	Φ140x320	Φ140x460
N.W /G.W	11/12kg	12/13kg	13/14kg	7.5/8.5 kg	9.5/10.5kg	11/12.5kg
Capacity	3L	5L	7L	3L	5L	7L



ST Series

Screw-Type Vertical Sausage Stuffer

※ ST series screw driven type sausage stuffer/filler, spray-painted frame, stainless steel cylinder, stainless steel plates, s/s treoil nut, s/s screws, stricly accord with the international hygiene standard, with 4 specifications of plastic suasage funnels (Ø10, Ø20, Ø30, Ø40).

Model	ST-V3	ST-V5	ST-V7	ST-V10
Machine Size(mm)	300x340x570	300x340x690	300x340x830	640x395x355
Cylinder Size(mm)	Φ140x200	Φ140x320	Φ140x460	Φ219x270
N.W /G.W	6/7kg	7.5/8.5KG	9/10KG	9/10KG
Capacity	3L	5L	7L	10L

ST-V3
ST-V5
ST-V7

SV Series

Vertical Sausage Stuffer (S/S)

※ Full stainless steel construction, s/s cylinder, s/s sides plates, s/s treoil nut, s/s screws, stricly accord with the international hygiene standard, with 4 specifications of s/s suasage funnels (Ø16, Ø22, Ø32, Ø38).



SV-3 SV-5 SV-7 SV-10

Model	GCJ3.5L	SV-3	SV-5	SV-7	SV-10
Machine Size(mm)	300x220x535	300x340x570	300x340x690	300x340x830	300x330x580
Cylinder Size(mm)	Φ150x200	Φ140x200	Φ140x320	Φ140x460	Φ219x270
N.W /G.W	9.2/10.2KGS	11/13kg	12/14KG	13/15KG	14/16kg
Capacity	3.5L	3L	5L	7L	10L

FOOD PROCESSING SERIEES

SAUSAGE STUFFER

Vertical Sausage Stuffer (Spray Paint)

※ Spray-painted sides plate and shell, s/s cylinder, s/s treoil nut, s/s screws, stricly accord with the international hygiene standard, with 4 specifications of plastic suasage funnels (Ø10, Ø20, Ø30, Ø40). s/s suasage funnels selectabel.



Model	CV-3	CV-5	CV-7	CV-10	CV-12	CV-15
Machine Size(mm)	300x340x570	300x340x690	300x340x830	300x330x580	300x330x630	300x330x710
Cylinder Size(mm)	Φ140x200	Φ140x320	Φ140x460	Φ219x270	Φ219x320	Φ219x400
N.W /G.W	11/13kg	12/14KG	13/15KG	14/16kg	15/17kg	17/19kg
Capacity	3L	5L	7L	10L	12L	15L



TKV-3L / TKV-5L / TKV-7L TKV-10L / TKV-15L

TV Series Sausage Stuffer

※ Stainless Steel sides plate and shell, s/s cylinder, s/s treoil nut, s/s screws, Stricly accord with the international hygiene standard, With 4 specifications of plastic suasage funnels (Ø16mm, Ø22mm, Ø32mm, Ø38mm) s/s suasage funnels selectabel.

Model	V-3L	V-5L	V-7L	V-10L	V-15L
Dimension(mm)	300x300x530	300x300x650	300x300x790	415x320x625	415x320x755
Cylinder size(mm)	Φ140x200	Φ140x320	Φ140x460	Φ220x280	Φ220x410
Barrel capacity(mm)	200x149	320x149	450x149	325x149	405x219
Capacity	3L	5L	7L	10L	15L
Weight	10.5kgs	14.5kgs	15.5kgs	20kgs	23kgs



-V10L / -V15L -V20L / -V25L

Electric Sausage Stuffer Generator

Model	V10L	V15L	V20L	V25L
Material	Stainless Steel	Stainless Steel	Stainless Steel	Stainless Steel
Dimension(mm)	690x440x350	800x450x350	810x430x330	910x430x330
Volts	220V	220V	220V	220V
Power	120W	120W	120W	120W
G.W.	29	31	40	43
Capacity	10L	15L	20L	25L



Vertical Sausage Filler TK-3L

Sausage Slicer -SC-01

Model	TK-3L	SC-01
Packing size	600x260x260mm	340x154x235mm
Surface Treatment	Stainless steel	Stainless steel
Power	/	1100W
Capacity	3L	/
N.W /G.W	3.5/4.5kg	2.6/3kg



TG3L
TG5L
TG7L

Horizontal Sausage Stuffer

Model	TG3L	TG5L	TG7L
Dimension (mm)	450x210x160	580x210x160	710x210x160
Barrel capacity	H200x140mm	H320x140mm	H460x140mm
Capacity	3L	5L	7L
Weight	9.5/10.5KG	11/12KG	12/13KG



Stainless steel stuffer pipe

Plastic stuffer pipe

FOOD PROCESSING SERIEES

Bone Sawing Machine

FEATURES

- ◎ Suitable for cutting through various meat bones, frozen meat, poultry and fish with ease
- ◎ SS sliding table and fence for the ET-J210 and ET-J310
- ◎ Built-in grinder makers processing fast and easy
- ◎ Has a front access panel for easy clean up
- ◎ The upright design takes up less room



-J210

-J310

-210A

-300A

-250

Bone Sawing Machine

Model	-J210	-J310	-210A	-300A	-250
Machine size	520x470x820mm	590x570x1040mm	460x500x700mm	935x770x1710mm	425x420x1500mm
Volts	220V/50Hz	220V/50Hz	110/220V/50Hz	220/380V/50Hz	110/220V/50/60Hz
Power	650W	1100W	850W	1500W	550W
Cutting thickness	5-155mm	5-180mm	4-180mm	30-250mm	4-210mm
Rotation Speed	1420r/min	1420r/min	15m/s	15m/s	15m/s
Thickness of the Saw blade	0.5mm	0.5mm	0.5mm	0.5mm	0.5mm
Table Specification	500x380mm	560x425mm	400x436mm	712x662mm	465x596mm
Weight	41KG	70KG	45KG	143KG	50KG



-W210CA

-W210A

-W280A

Bone Sawing Machine

Model	-W210CA	-W210A	-W280A
Dimension(mm)	565x505x910	620x505x945	620x505x1035
Power	0.8	1.1	1.1
Volts	110/220/230/380	110/220/230/380	110/220/230/380
Frequency	50/60	50/60	50/60
Wheel diameter(mm)	210	210	210
Length of saw blade(mm)	1650	1650	1830
Band saw's speed	15	15	15
Commodity height(mm)	225/192	225/192	315/189
Table size(mm)	500x400	600x415	600x415
N.W.	46	52	57

FOOD PROCESSING SERIEES

Vegetable Cutter

FEATURES

- ◎ A large feed entrance for mass food preparation and a functional vegetable cutter.
- ◎ Good looking with a compact design, the construction is made from a special alloy of aluminium and magnesium in accordance with health regulation standards.
- ◎ Multi-purpose multifunctional vegetable cutter: slicing, grating, shredding and cutting into chips or cubes of all sizes.
- ◎ High capability, versatile choice, work smoothly and low noise.
- ◎ Ventilated motor: powerful and low-noise



Full stainless steel universal fritter

Model	-QS803	-QS806	-QS817
Dimension(mm)	355X310X510	425X365X560	500X460X690
Volts	110/220V	110/220V	110/220V
Power	370W	550W	750W
Capacity	3L	6L	17L
N.W.	13KGS	22KGS	34KGS
G.W.	14KGS	23KGS	38.5KGS

-QS803
-QS806
-QS817

-VC60MS



-VC65MS

Model	-VC60MS	-VC65MS
Volt./Fre	220V/50Hz or 110V/60Hz	220V/50Hz or 110V/60Hz
Power	550W	750W
Dimension	660x315x545 mm	655x325x545 mm
N.W / G.W	25KG/29KG	25KG/28KG
Attachment	with 5 kinds of blade	with 5 kinds of blade
Grater Discs	3/4.5/7mm	3/4.5/7mm
Slicer Discs	2/4mm	2/4mm
Remark	Semi-circle hopper+s/s bottom base	Round hopper+s/s bottom base

Vegetable Cutter Blade

Including 5 Discs: G003, G005, G007, SP002, SP004. Others discs is optional.



Planetary Mixer

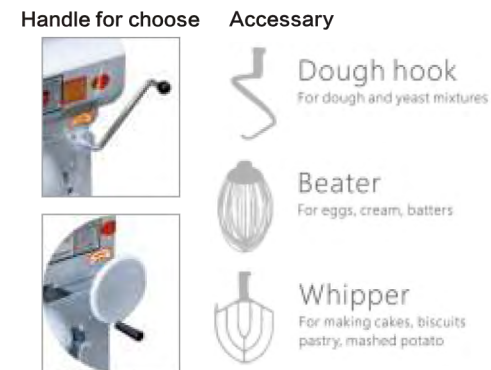
FEATURES

- ◎ Circuit board professional level frequency conversion.
- ◎ Technology ,the use of long life , the use of stable The use of the use surface paint process.
- ◎ No discoloration , resistant to washing Hook special design , screw type design ,the effect is more uniform.
- ◎ It is better to beat the eggs and cream.



Spiral Mixer Series (Gear)

Model	HLM5B	HLM5C	HLM7B	HLM7C
Voltage	220V/50Hz	220V/50Hz	220V/50Hz	220V/50Hz
Power(KW)	0.2	0.2	0.28	0.28
Capacity(L)	5L	5	7	7
Packing(mm)	485x320x500	485x320x500	485x320x500	485x320x500
G.W.(KG)	17	17	18	18



Planetary Mixer (Gear)

Model	B5-B	B7-B	B10-BL	B15-BL	B20-BL	B30E
Volume(L)	5	7	10	15	20	30
Voltage	220V/50Hz	220V/50Hz	220V/50Hz	220V/50Hz	220V,380V/50Hz	220V,380V/50Hz
Power(KW)	0.3	0.3	0.37	0.37	1.1	1.5
Speed	80/680 RPM	80/680 RPM	170(90)/340(160)/300	170(90)/340(160)/300	105/180/425	105/204/483
Capacity Mixing(kg)	0.4-0.7/1.2	0.4-0.7/1.5	1	1.5	3	3-6
Dimension(mm)	390×240×430	390×240×430	444×360×650	444×360×650	513×405×762	560×600×820
N.W(kg)	20	20	50	52	65	77
	With rising head	With rising head				

Planetary Mixer

FEATURES

- ◎ The tin bronze gear maintains good wear-resistance
The premium grease seal ensures seamless sealing and prevents oil leakage.
- ◎ The non-welding brushed stainless steel bowl adopts one-step molding technique and enhances durability , high quality Schneider connection facilitates the device maintenances.
- ◎ Cover opening protection and Bowl Sliding protection ensure the operator's safety .
- ◎ Motor overload protection .



New

Frequency Mixer

Model	ET-B20
Size	590x475x800mm
Power Supply	220V-230V/50Hz
Power	900W
Bowl Volume	20L
Max.Kneading Capacity	6KG
Speed	80-300/min



Planetary Mixer (Belt)

Model	B20-F	B25-C	B30-C	B40-B	B50-C	B60-C	B80-B
Volume(L)	20	25	30	40	50	60	80
Voltage	220V,380V/50Hz	220V,380V/50Hz	220V,380V/50Hz	380V/50Hz	380V/50Hz	380V/50Hz	380V/50Hz
Power(KW)	1.1	1.5	1.5	2	2	2.2	3
Speed	110/200/420	110/200/420	110/200/420	65/102/296	65/102/296	82/163/318	74/141/277
Capacity Mixing(kg)	2-4	2-4	3-6	6-8	5-9	6-9	8-12
Dimension(mm)	450x390x810	450x390x810	450x430x880	580x630x105	620x500x1130	820x700x1260	800x750x1400
N.W(kg)	72	72	78	140	160	250	415

Planetary Mixer

FEATURES

- © The tin bronze gear maintains good wear-resistance
The premium grease seal ensures seamless sealing and prevents oil leakage.
- © The non-welding brushed stainless steel bowl adopts one-step molding technique and enhances durability, high quality Schneider connection facilitates the device maintenances.
- © Cover opening protection and Bowl Sliding protection ensure the operator's safety.
- © Motor overload protection.



Planetary Mixer (Belt)			
Model	BM20-F	BM40-B	BM60-C
Volume(L)	20	40	60
Voltage	220V,380V/50Hz	220V,380V/50Hz	380V/50Hz
Motor Power(KW)	1.1	2	2.2
Lifting Power(KW)	0.18	0.18	0.18
Speed(RPM)	110/200/420	65/102/296	82/163/318
Capacity Mixing(kg)	2-4	6-8	6-9
Dimension(mm)	600x500x960	700x610x1110	860x640x1290
N.W(kg)	97	150	200



Planetary Mixer (Belt)				
Model	B20-GS	B20-AS	B30-AS	B50-AS
Volume(L)	20	20	30	50
Voltage	220V,380V/50Hz	220V,380V/50Hz	220V,380V/50Hz	220V,380V/50Hz
Motor Power(KW)	1.1	1.5	1.5	1.5
Lifting Power(KW)	-	-	-	-
Speed(RPM)	110/170/420	142/234/492	142/234/492	142/234/492
Capacity Mixing(kg)	3	3-4	4-5	5-8
Dimension(mm)	620x400x820	620x430x920	630x490x1010	630x490x1010
N.W(kg)	75	120	125	130

Spiral Mixer

FEATURES

- © The gears are durable ,noiseless and are not easily worn down .
- © The pure copper motor provides high torque and performance , low noise and calorific value .
- © Automotive spray painting avoids fading for years .
- © Cover opening protection ,emergency stop protection and motor overload protection ensure the operator's safety .
- © The gap between the hook and bowl is less 5mm, obtaining the dough kneading performance .



HS10
HS20
HS30
HS40
HS50
HS60

Spiral Mixer Series (Single speed,single phase)

Model	HS10	HS20	HS30	HS40	HS50	HS60
Volume(L)	10	20	30	40	50	60
Voltage	220V/50Hz	220V/50Hz	220V/50Hz	220V/50Hz	220V/50Hz	220V/50Hz
Motor Power(KW)	0.75	1.5	1.5	1.5	2.2	2.2
Mixing Limited(kg)	5	8	12	15	22	25
Time of Mixing(min)	10-12	10-12	12-18	12-18	12-18	12-18
Speed of Barrel(r/m)	25	25	25	25	25	12.5/25
Speed of Mixer(r/m)	250	250	250	250	250	125/250
Dimension(mm)	540x315x650	700x500x770	770x550x850	770x550x850	880x530x920	880x530x920
N.W(kg)	-	77	87	97	150	150
	-	single speed	single speed	single speed	single speed	Double speed



Spiral Mixer Series (Double speed, three phase)

Model	BHS20A	BHS30A	BHS40A
Volume(L)	20	30	40
Voltage	220V/50Hz	220V/50Hz	220V/50Hz
Motor Power(KW)	1.5	2	2.2
Mixing Limited(kg)	8	12	15
Time of Mixing(min)	10-12	12-18	12-18
Speed of Barrel(r/m)	12.5/25	12.5/25	12/25
Speed of Mixer(r/m)	125/250	125/250	125/250
Dimension(mm)	700x500x770	770x550x850	770x550x850
N.W(kg)	91	114	116
	double speed	double speed	double speed

Spiral Mixer

FEATURES

- ◎ The gears are durable ,noiseless and are not easily worn down .
- ◎ The pure copper motor provides high torque and performance , low noise and calorific value .
- ◎ Automotive spray painting avoids fading for years .
- ◎ Cover opening protection ,emergency stop protection and motor overload protection ensure the operator's safety .
- ◎ The gap between the hook and bowl is less 5mm, obtaining the dough kneading performance .



Spiral Mixer Series (Double speed, three phase)

Model	S20A	S30A	S40A	S50A	S60A	S70A	S80A
Volume(L)	20	30	40	50	60	70	80
Voltage	380V/50Hz	380V/50Hz	380V/50Hz	380V/50Hz	380V/50Hz	380V/50Hz	380V/50Hz
Motor Power(KW)	0.75	1.5	1.5	2.2	2.2	2.2/3.3	2.2/3.3
Mixing Limited(kg)	8	12	15	22	25	30	35
Time of Mixing(min)	10-12	12-18	12-18	12-18	12-18	12-18	12-18
Speed of Barrel(r/m)	12.5/25	12.5/25	12/25	12.5/25	12.5/25	12.5/25	12.5/25
Speed of Mixer(r/m)	125/250	125/250	125/250	125/250	125/250	125/250	125/250
Dimension(mm)	700x500x770	770x550x850	770x550x850	880x530x920	880x530x920	998x590x1040	998x590x1040
N.W(kg)	80	97	97	178	178	260	285
	double speed	double speed	double speed	double speed	double speed	double speed	double speed



S100A
S125A



S150A

Spiral Mixer Series (Double speed, three phase)

Model	S100A	S125A	S150A
Volume(L)	100	125	150
Voltage	380V/50Hz	380V/50Hz	380V/50Hz
Motor Power(KW)	3.3/4.5	5/7.5	-
Mixing Limited(kg)	40	50	70
Time of Mixing(min)	12-18	12-18	12-18
Speed of Barrel(r/m)	12.5/25	12.5/25	12.5/25
Speed of Mixer(r/m)	125/250	125/250	125/250
Dimension(mm)	1080x680x1200	1360x820x1220	1360x820x1320
N.W(kg)	320	-	-
	double speed	double speed	double speed

Stick Blender

FEATURES

- ◎ A lowered short ventilation slot and short spacing design is beneficial for water proofing and prevents foreign items form entering .
- ◎ Press on protect button can avoid the working operation effectively.
- ◎ Continuous operation is secured with a locking press button .
- ◎ Detaching the mixer is also made easy with a screw-type connection design.
- ◎ Permanent magnet DC motor with high efficiency ratio,small size ,light and long operating life .
- ◎ Handle designed for easy grip and effortless use .
- ◎ The foot, blades and tube can all be taken apart for cleaning to ensure perfect hygiene. The tube,bell and blades are made from Stainless steel to ensure a longer life span .



Immersion Blender (220W)

	Drive	Accessory	Accessory
Model	IB220MF/IB200MV	WIK185	BLD160
Speed(rpm)	15000/2500-15000	-	-
Power	220W	-	-
Voltage	110-120V/60Hz, 220-240V/50Hz	-	-
Dimension(mm)	A• 304B• 75	-	25
Weight(kg)	1.1	0.4	0.35
Length(mm)	-	185	160
Application	-	IB220 series	IB220 series



Immersion Blender (350/500W)

	Drive	Drive	Accessory	Accessory
Model	IB350MF/IB350MV	IB500LF/IB500LV	WIK 250	BLD200/BLD250/BLD300 BLD400/BLD500
Speed(rpm)	15000/2000-13000	16000/2000-14000	-	-
Power	350W	500W	-	-
Voltage	110-120V/60Hz, 220-240V/50Hz	110-120V/60Hz, 220-240V/50Hz	-	-
Dimension(mm)	A• 359B• 91	A• 359B• 91	-	• 85
Weight(kg)	2.5	3.1	0.5	0.45/0.5/1.3/1.5/1.7
Length(mm)	-	-	250	200/250/300/400/500
Application	-	-	IB350IB500 series	IB350IB500 series

PACKING SERIES

CUP SEALER



Name	Cup cup happy Fully auto sealing machine	Fully auto sealing machine	Stainless steel fully auto sealing machine	Fully auto sealing machine	Auto sealing machine
Model	-H3	-H2	-Q9	-Q7	-A9
Dimension	250*375*565mm	250*340*550mm	300*360*535mm	282*360*535mm	282*360*535mm
Volts	220V/50Hz	220V/50Hz	220V/50Hz	220V/50Hz	220V/50Hz
Power	360W	360W	360W	360W	340W
Out put	300-500cup/h	300-500cup/h	300-400cup/h	300-400cup/h	300-400cup/h



Name	Cup Cup Happy Sealing Machine	Digital manual sealing machine	Manual Sealing Machine	Manual Sealing machine with counter	Manual Sealing Machine
Model	-D1	-S2	-D8	-D9	-D6
Dimension	270*265*480mm	230*360*380mm	205*265*460mm	245*265*565mm	206*355*340mm
Volts	220V/50Hz	220V/50Hz	220V/50Hz	200V/50Hz	220V/50Hz
Power	300W	300W	300W	300W	300W
Out put	300-400cup/h	300-400cup/h	300-400cup/h	300-400 cup/h	300-400cup/h



New

Manual Sealing Machine
ET-D7
230*355*380mm
220V/50Hz
300W
300-500cup/h



Sealing Bowl Machine
ET-W2
275*380*340mm
220V/50Hz
350W
300-500cup/h

Sealing Bowl Machine
ET-W3
311*425*370mm
220V/50Hz
350W
300-500cup/h

PACKING SERIES

CUP SEALER & HAND-PRESSER SEALER



Semi-auto Sealing Machine
Model: ET-B7
Dimension: 205*265*460mm
Volts: 220V/50Hz
Power: 315W
Out put: 300-400cup/h



Semi-auto Sealing Machine
Model: ET-B9
Dimension: 270*265*480mm
Volts: 220V/50Hz
Power: 315W
Out put: 300-400cup/h

New



Support Counter



New

Fructose dispenser
Model: ET-GT06
Machine Size: 355*250*442mm
Packing size: 405*320*460mm
Total power: 400W
Voltage/Frequency: AC 220V 50Hz/60Hz
Gross weight: 6.8 KG



New

Can sealer
Model: ET-AP55
Volts: 110-220V/ 50-60Hz
Power: 300W
Dimension: 423*205*508mm
Out put: 12 pcs/ min
Weight: 36 kg

Impulse Sealer



-PFS-100A ET-PFS-100P



-PFS-200A ET-PFS-200P
ET-PFS-200I



-PFS-300A ET-PFS-300P
ET-PFS-300I



-PFS-400A ET-PFS-400P
ET-PFS-400I

Model	Sealing Length	Shell Material	Size	Power	Weight
-PFS-100A	100mm	Aluminum	200x72x140mm	150W	1.31kg
-PFS-200A	200mm	Aluminum	320x80x150mm	300W	2.24kg
-PFS-300A	300mm	Aluminum	450x85x180mm	400W	3.70kg
-PFS-400A	400mm	Aluminum	550x85x180mm	500W	4.08kg
-PFS-100P	100mm	Plastic	200x72x140mm	150W	1.34kg
-PFS-200P	200mm	Plastic	320x80x150mm	300W	1.35kg
-PFS-300P	300mm	Plastic	450x85x180mm	400W	1.58kg
-PFS-400P	400mm	Plastic	550x85x180mm	500W	1.70kg
-PFS-200I	200mm	Iron	320x80x150mm	300W	1.78kg
-PFS-300I	300mm	Iron	450x85x180mm	400W	2.33kg
-PFS-400I	400mm	Iron	550x85x180mm	500W	3.65kg

PACKING SERIES
HAND-PRESSER SEALER

Automatic Vacuum Sealer



-2100



-2300



S/S304,ABS,PP



Silicone,ABS,PP



ET-2400



ET-2500

Model	-2100	-2300	-2400	-2500
Size(mm)	359x145x87	359x145x87	359x145x87	465x300x200
Volts	220V/110V	220V/110V	220V/110V	220V/110V
Power	110W	110W	110W	127W
Sealing length	280mm	280mm	280mm	290mm
Sealing time	12s	12s	12s	8s
Weight	1.8KG	1.8KG	2.3KG	3KG
Function	Vacuum, Seal	Vacuum, Seal, Cancel, Stop	Vacuum, Seal, Cancel	Vacuum, Seal, Cancel



Wine Stopper
Silicone, ABS

Vacuum Canister

Material	S/S304,ABS,PP	Silicone,ABS,PP
Capacity	0.7L/1.0L/1.3L	0.7L/1.0L/1.6L/2.0L
Thickness	1mm	2.2mm

Vacuum Sealer



DZ300SD



-DZ300A



DZ300SE

Model	300SD	300SE	-DZ300A
Size(mm)	380x100x180	350x140x70	350x140x70
Volts	220V/50Hz	220V/50Hz	220V/50Hz
Power	150W	150W	150W
Sealing length	280mm	280mm	300mm



Vacuum Bag

Material	PA+PE
Approval	BPA free, LFGB,FDA
Thickness	80-85micron
Bag Size	15cm*5m/6''*16'
	17cm*5m/7''*16'
	20cm*5m/8''*16'
	22cm*5m/9''*16'
	22cm*10m/9''*33'
	22cm*15m/9''*49'
	25cm*5m/10''*16'
	28cm*5m/11''*16'
	28cm*10m/11''*33'
	28cm*15m/11''*49'

KITCHEN APPLIANCE

Kitchen Appliance



Stainless steel knife/fork box (Single-row)

Model	Dimension	Remark
-X4601	390x150x170mm	Three grids
-X4602	510x150x170mm	Four grids
-X4603	635x150x170mm	Five grids



Stainless steel knife/fork box (Double-row)

Model	Dimension	Remark
-X4604	270x300x190mm	Four grids
-X4605	390x300x190mm	Six grids
-X4606	510x300x190mm	Eight grids



Stainless steel knife/fork box (Single-row)

Model	Dimension	Remark
-X4801	230x150x90mm	Three grids
-X4802	305x150x90mm	Four grids
-X4803	380x150x90mm	Five grids
-X4804	455x150x90mm	Six grids



Stainless steel condiment dispenser

Model	Dimension	Packing dimension	Remark
-JZP-01	184x186x255mm	195x195x275mm	Single
-JZP-02	364x186x255mm	365x195x275mm	Double
-JZP-03	544x186x255mm	545x195x275mm	Triple



Stainless steel funnel

Model	Dimension
-LD-001	Ø130x200mm
-LD-002	115x Ø130x200mm



Kitchen Waster Processor

Model	-FWM-118	-FWD-550
Size	235x150x370	235x150x370
Power	220V/50Hz	220V/50Hz
Speed	3200 r/min	3200 r/min
Capacity	1300ml	1300ml
Weight	3.68kg	3.68kg



-WL-250



-WL-500



-X5715



-X5716



-X5717



-X5718 / ET-X5719

Heating Lamp

Model	-WL-250	-WL-500
Dimension	450x355x610mm	490x355x610mm
Volts	220V/50Hz	220V/50Hz
Power	0.25KW	0.5KW
Weight	2kg	3kg

Stainless steel heat lamp

Model	Dimension	Power	Remark
-X5715	Ø300x645mm	250W	Single head
-X5716	350x500x700mm	500W	Single head
-X5717	750x500x700mm	1000W	Double head
-X5718	1050x500x700mm	1500W	Triple heads
-X5719	1050x500x700mm	2000W	Four heads