

Fiberglass Panga boat From 4.2 meter to 7.6 meter

01 [Panga760 25 Feet/7.6meter/10 people](#)

02 [Panga760 New model 25 Ft/7.6m/10 people](#)

03 [Panga660 22Feet/6.6meter/7 people](#)

04 [Panga580 19Feet/5.8meter/8 people](#)

05 [Passenger 760 25 Feet/7.6meter/10 people](#)

06 [Passenger 580 19Feet/5.8meter/8 people](#)

07 [Fiberglass fishing50 16.4Feet/5meter/8 people](#)

08 [Fiberglass fishing420 13.8Feet/4.2meter](#)

Since 2006, Focusing on manufacturing and development.

With 3-5 years guarantee

For after service ,please click [About Maintain & After service](#)

(Manufacturer & Exporter)

CE and ISO approved by BV

Panga 7.6 meter -25 Feet



Capacity

Capacity.....10people

Max loading.....1240kg

Net Weight (kg).....950kg

Fuel tank(L).....150

40ft container.....2pcs

Dimensions (m-ft)

Model.....SW760

Length overall.....7.60m – 25'

Width overall.....2.30m – 7.5'

Outboard engine data

Twin engine shaft.....XL 25"

Single engine shaft.....XL 25"

Recommended power (Hp)70-90

Max recommend power (Hp)115



(If install maximum HP engine, confirm with factory,very important for boat)

Panga New model 7.6 meter -25 Feet [Click to see details](#)



Style 1



Style 2

Capacity

Capacity.....	10people
Max loading.....	1240kg
Net Weight (kg).....	950kg
Fuel tank(L).....	150
40ft container.....	2pcs

Dimensions (m-ft)

Model.....SW760

Length overall.....7.60m – 25’

Width overall.....2.30m – 7.5’

Outboard engine data

Twin engine shaft.....XL 25”

Single engine shaft.....XL 25”

Recommended power (Hp)115

Max recommend power (Hp)150

(If install maximum HP engine, confirm with factory,very important for boat)

Panga 6.6 meter -22 Feet [Click to see details](#)



Capacity

Capacity.....7people
Max loading.....930kg
Net Weight (kg).....740kg
Fuel tank(L).....150
40ft container.....2pcs

Dimensions (m-ft)

Model.....SW660
Length overall.....6.60m – 22’
Width overall.....2.27m – 7.5’

Outboard engine data

Single engine shaft.....XL 25”
Recommended power (Hp).....70-90HP
Max recommend power (Hp)....115HP

(If install maximum HP engine, confirm with factory,very important for boat)



Panga 5.8 meter -19 Feet



Capacity

Capacity.....8people

Max loading.....989kg

Net Weight (kg).....645kg

Fuel tank(L).....150

Category.....C

20/40ft container.....2/4pcs

Dimensions (m-ft)

Model.....SW580

Length overall.....5.80m – 19'

Width overall.....1.98m – 6.5'

Outboard engine data

Single engine shaft.....XL 25"

Recommended power (Hp).....50HP

Max recommend power (Hp)....70HP



(If install maximum HP engine, confirm with factory,very important for boat)

Passenger 7.6 meter -25 Feet



Capacity

Capacity.....10people

Max loading.....1240kg

Net Weight (kg).....950kg

Fuel tank(L).....150

40ft container.....2pcs



Dimensions (m-ft)

Model.....SW760B

Length overall.....7.60m – 25'

Width overall.....2.30m – 7.5'

Outboard engine data

Twin engine shaft.....XL 25"

Single engine shaft.....XL 25'

Recommended power (Hp)70-90

Max recommend power (Hp)115

(If install maximum HP engine, confirm with factory,very important for boat)

Passenger 5.8 meter -19 Feet



Capacity

Capacity.....8people

Max loading.....989kg

Net Weight (kg).....645kg

Fuel tank(L).....150

Category.....C

20/40ft container.....2/4pcs

Dimensions (m-ft)

Model.....SW580B

Length overall.....5.80m – 19'

Width overall.....1.98m – 6.5'

Outboard engine data

Single engine shaft.....XL 25"

Recommended power (Hp).....50HP

Max recommend power (Hp)....70HP

(If install maximum HP engine, confirm with factory,very important for boat)

fishing 5 meter -16.4 Feet



Capacity

Capacity.....8people

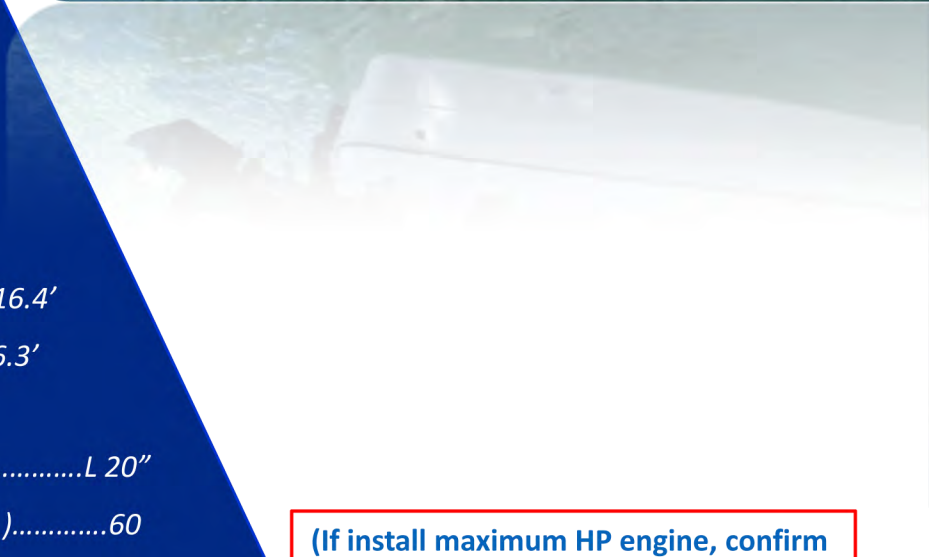
Max loading.....1045kg

Net Weight (kg).....370kg

Fuel tank(L).....80

Category.....C

20/40ft container.....2/4pcs



(If install maximum HP engine, confirm with factory,very important for boat)

Dimensions (m-ft)

Model.....LY50

Length overall.....5.00m – 16.4’

Width overall.....1.90m – 6.3’

Outboard engine data

Single engine shaft.....L 20”

Max recommend power (Hp).....60

fishing 4.2 meter -13.8 Feet




Dimensions (m-ft)

Length overall.....4.20m – 13.8'

Width overall.....1.60m – 5.3'

Net Weight (kg).....260kg

20/40ft container.....3/6pcs



(If install maximum HP engine, confirm with factory,very important for boat)

Outboard engine data

Single engine shaft.....L 20"

Transom height.....52cm

Max recommend power (Hp).....20-30

Since 2006, Focusing on manufacturing and development.

With 3-5 years guarantee

For after service ,please click

[About Maintain & After service](#)

01

Luxury RIB Boats 3-8.3meter/11-27 feet



02

Open RIB Boats 2.7-7.5meter/8.9-24.6 feet

03

Aluminum RIB 2.4-10meter/7.9-33 feet

04

FRP Panga Boats 4.2-7.6meter/13.8-25 feet



05

Rescue RHIB Boats 5.2-8.3meter/17-27feet

06

Rescue Inflatable Boats 3-8meter/9.8-26 feet



07

Fiberglass Fishing Boats 6-13meter/20-43 feet


(Manufacturer & Exporter)

CE and ISO approved by BV

fiberglass features



PVC core



Vacuum absorption



Replaceable fuel tank



Longitudinal and transverse

By Vacuum absorption,
make fiberglass hull high intensity and tenacity,
More stronger, the weight more lighter
Hull for **5 years guarantee**

The inside **fuel tank** can be
replace or repairable

Fiberglass DECK, PVC core
replace traditional plywood
inside,
Make stronger, lighter and
more water proof

Longitudinal and transverse inside keel
jointed configuration ,make fiberglass
strong and stable on big wave water

Quality



Maintains and after service

1. Reasonable design with good performance is our quality target
2. All the boats made base on international standard ISO6185, ISO12217
3. With CE certificate
4. Raw material check, with good quality supplier
5. Quality control card for each boat during in produce process
6. Each boat is tested for 48 hours followed by pressure check
7. Finally before packing all the boats are inspected
8. Good feedback from different customer's driving pictures
9. Long-Term partnerships with strategic suppliers
10. PVC tube 3 years guarantee
11. Hypalon and fiberglass hull 5 years guarantee
12. Small accessories 1 year guarantee.

Cooperator


Glue



Ashland Gel-coat



Hypalon/PVC material



Valves

