
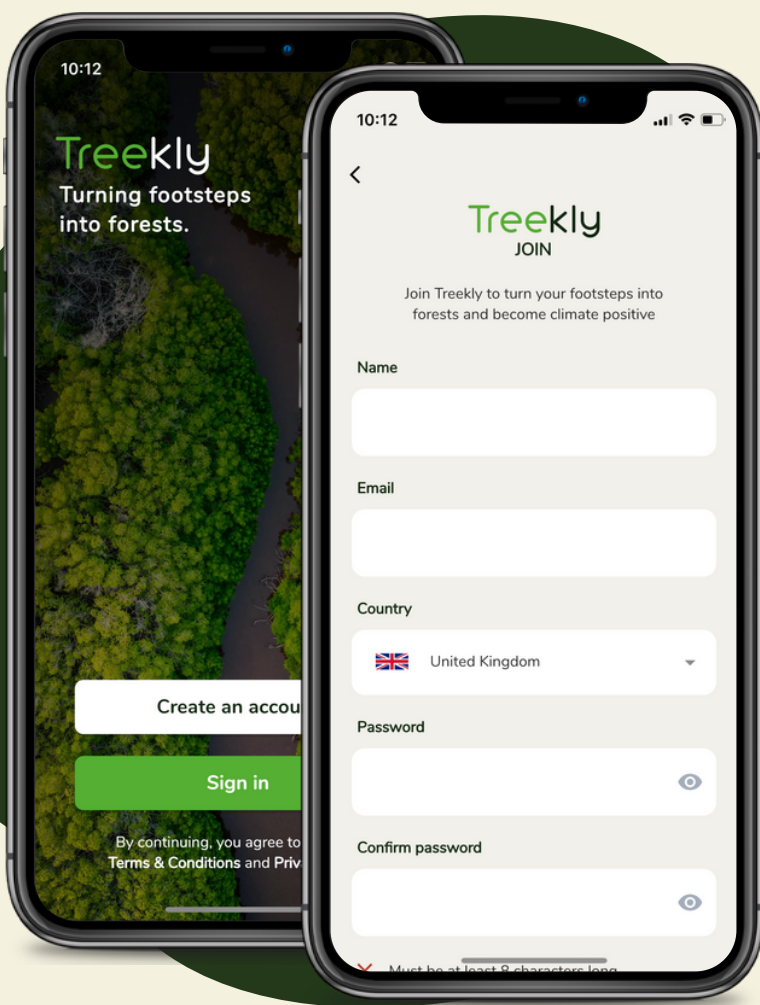


## How to Guide - The Rotary League

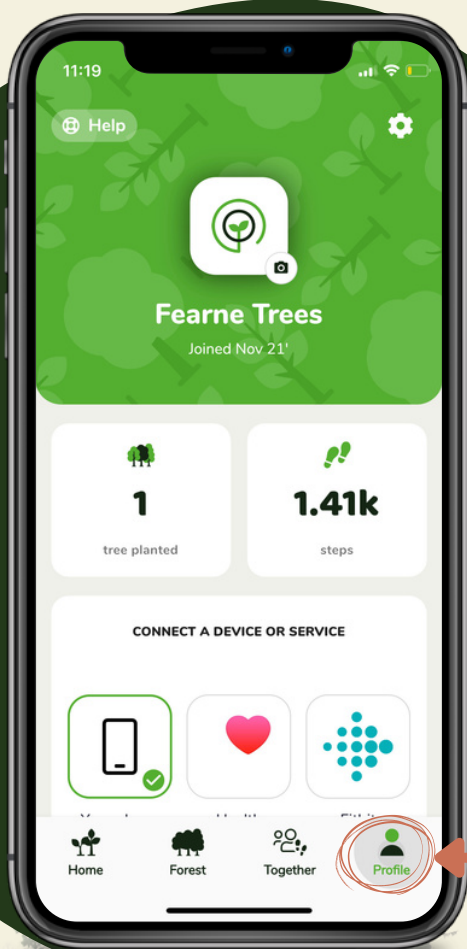
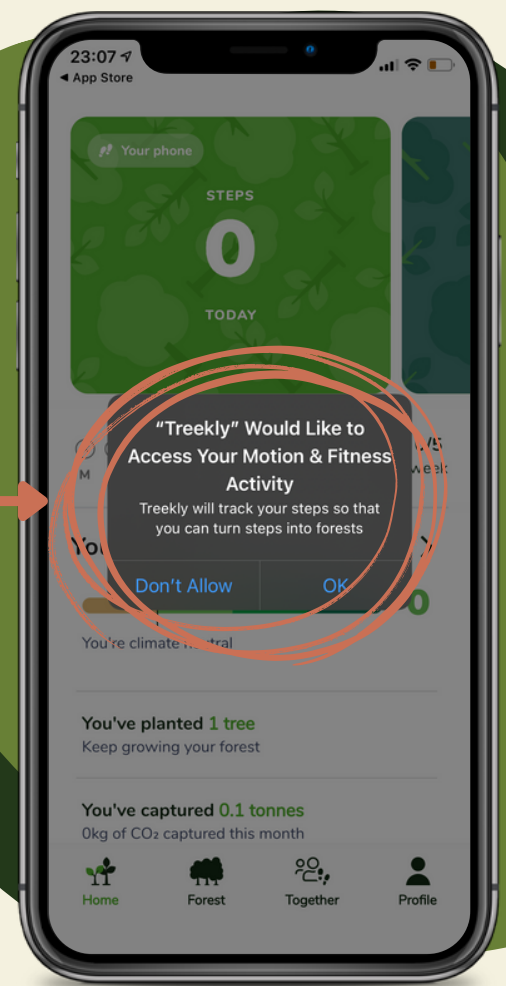
### Step 1 - Download Treekly app



Download the Treekly App from the App Store (Apple) or Google Play (Android)

To get started, select 'Create an account' and enter your details

In order for your app to count your steps, make sure you allow the Body sensors permission



Select the 'Profile' tab to change how the app counts your steps

For iOS, we recommend using Apple Health  
For Android, we recommend one of 'Steps Tracker' or (built-in) Phone Pedometer

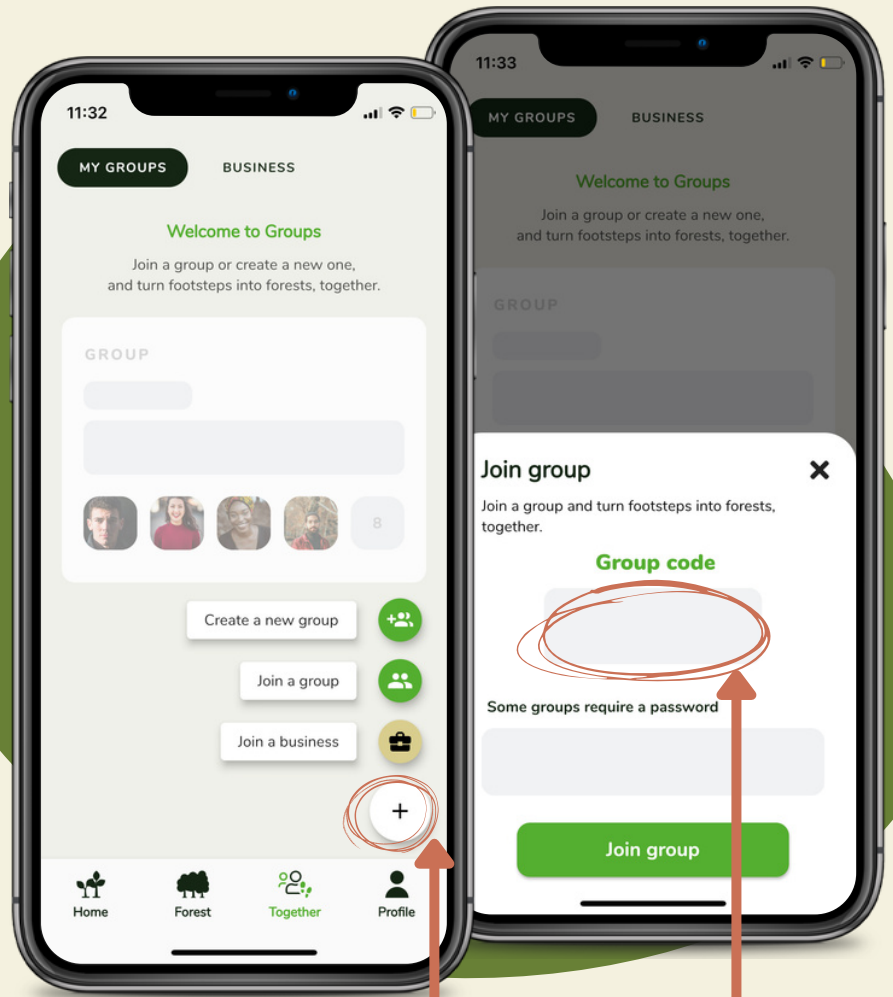


## Step 2 - Joining your Rotary Group

Select the 'Together' tab to access Groups

To join a Group, click the 'plus' icon in the bottom right of the screen followed by 'Join a group'

The code for your Rotary Club has been set to be the same as your official 5-digit RI Club Number



Click here to join a group

Enter your code here

Top tip!  
You can create other Groups to compete with friends and family by selecting 'Create a new group'



## Step 3 - Navigating your Treakly app



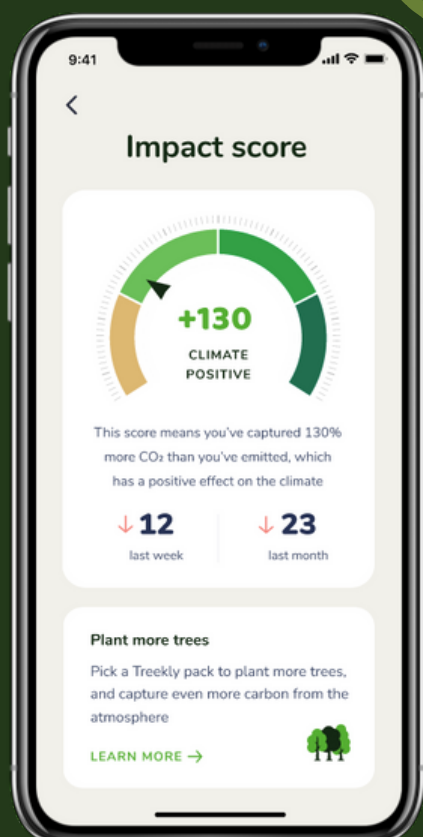
### Home Screen

See your current daily step count on the Home Page.

You will also find a Rotary banner. Click this to access the Rotary League.

### Climate Impact Score

Your Impact Score rates your Climate Impact based on the number of trees you have planted



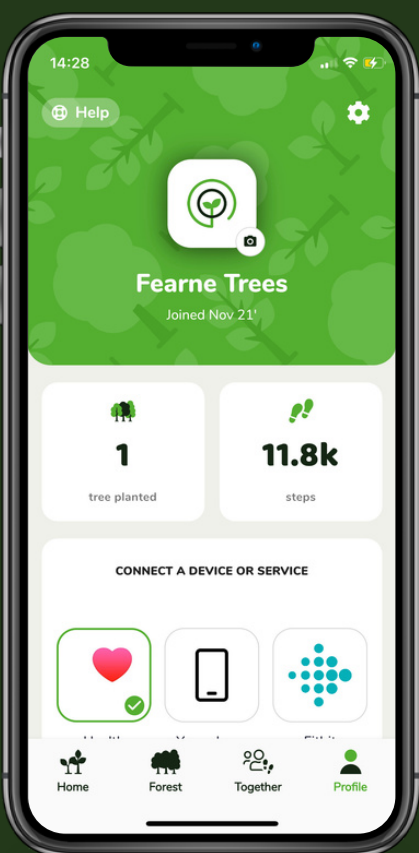
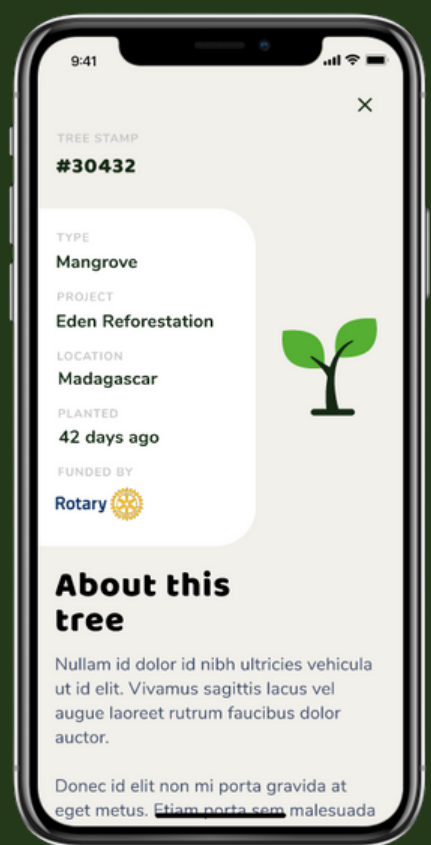


## Forest

In the Forest tab, you can see trees you've planted and trees ready to plant. Click the spade icon to virtually plant your trees.

## Tree Card

Information about each tree can be viewed in the Tree Card. Here you'll find where your tree has been planted and how long ago it was planted.



## Profile

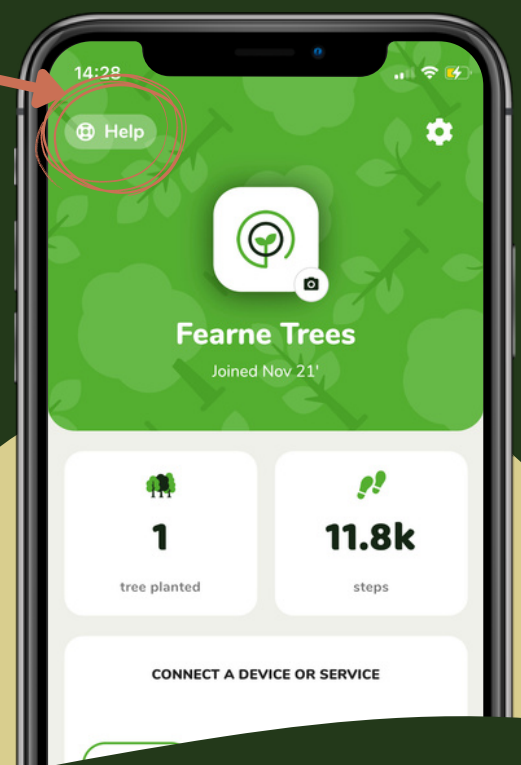
The Profile page allows you to select a different steps counter service, manage your card details, and change your profile picture



## Help & Support

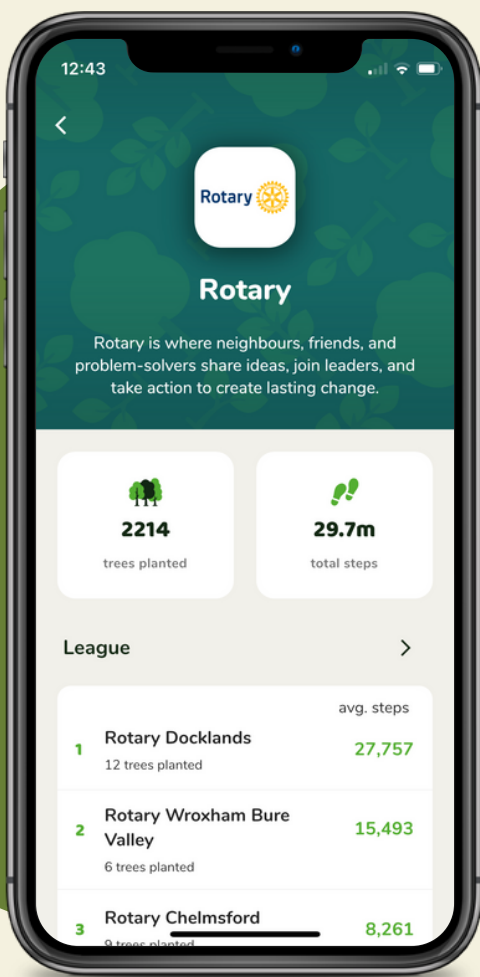
Also found in the Profile section

Or, if you prefer to send an email, your dedicated helpdesk is: [rotary@treekly.org](mailto:rotary@treekly.org)





## Step 4 - Using the Rotary League



After you have joined your Rotary Club's team, you can view the **Rotary League**.

This is accessed via the Rotary button on Home Page

The **Steps League** is ranked by Average Daily Steps

The **Trees League** ranked by Total Trees

Compete with other Rotary clubs for some healthy competition.





## Club Voucher Pack £200

Clubs have the option to purchase the 'Rotary Tree Pack', which provides a minimum 1500 Trees for £200. (13p/tree)

The 1500 Trees are issued in the form of 25 digital voucher codes of 60 Trees. These are for clubs to give to members as an additional perk for representing their club in the League. (Limited to the first 25 members)

You also receive an unlimited number of community voucher codes of 10 Trees. Designed to help clubs 'recruit' people from the local community, as a way of introducing them to Rotary.



Together, turning footsteps into forests