




CAIF S.A.
Maria Bernarda Belay
Farmacéutica
Co - Directora Técnica
M.P. 15.148

References

1. Advisory Committee on Immunization Practices (ACIP); Hospital Infection Control Practices Advisory Committee (HICPAC). Immunization of Health-Care Workers: Recommendations of the Advisory Committee on Immunization Practices. MMWR, 1991, Vol. 40 (No. RR-13): 1-25.
2. Albrecht-P; van Steenis-G; van Wezel-AL; Salk-J. Standardization of poliovirus neutralising antibody tests. Rev. Infect. Dis., 1984, Vol. 6: S540-546.
3. Annunziato-PW; Rothstein-EP; Bernstein-HH; Blatter-MM; Reisinger-KS; Pichichero-ME. Comparison of a three-component acellular pertussis vaccine with a whole-cell pertussis vaccine in 4-through 6-year-old children. Arch. Ped. Adol. Med., 1994, Vol. 148: 503-507.
4. Auerbach-BS; Lake-AM; Wilson-ME; Willingham-FF; Shematek-J; Moulton-L; Deforest-A; Halsey-NA. Dose-Response to a Two-Component Acellular Pertussis vaccine in infants and comparison with Whole-cell vaccine. Biologicals, 1998, Vol. 26: 145-153.
5. Baraff-LJ; Manclark-CR; Cherry-JD; Christenson-P; Marcy-SM. Analyses of adverse reactions to diphtheria and tetanus toxoids and pertussis vaccine by vaccine lot, endotoxin content, pertussis vaccine potency and percentage of mouse weight gain. Pediatr. Infect. Dis. J., 1989, Vol. 8: 502-507.
6. Bégué-P; Stagnara-J; Vie-le-Sage-F; Bernard-JC; Xerri-B; Abitbol-V. Immunogenicity and reactogenicity of a booster dose of diphtheria, tetanus, acellular pertussis and inactivated poliomyelitis vaccines given concurrently with *Haemophilus* type b conjugate vaccine or as pentavalent vaccine. Pediatr. Infect. Dis. J., 1997, Vol. 16: 787-794.
7. Bernstein-DI; Smith-VE; Schiff-GM; Rathfon-HM; Boscia-JA. Comparison of acellular pertussis vaccine with whole cell vaccine as a booster in children 15 to 18 months and 4 to 6 years of age. Pediatr. Infect. Dis. J., 1993, Vol. 12: 131-135.
8. Bernstein-HH; Rothstein-EP; Pichichero-ME; Francis-AB; Kovel-AJ; Disney-FA; Green-JL; Marsocci-SM; Lynd-AM; Wood-GC; Schiller-RP; Girone-JAC; Hipp-TJ; Souder-RL; Kennedy-TI; Meschievitz-CK. Clinical reactions and immunogenicity of the BIKEN Acellular Diphtheria and Tetanus Toxoids and Pertussis vaccine in 4-through 6-year-old US children. Am. J. Dis. Child., 1992, Vol. 146: 556-559.
9. Bijkerk-H; Surveillance and control of poliomyelitis in the Netherlands. Rev. Inf. Dis., 1984, Vol. 6: S451-S456.
10. Cherry-JD; Brunell-PA; Golden-GS; Karzon-DT. Report of the Task Force on Pertussis and Pertussis Immunization, 1988.
11. Cherry-JD; Gornbein-J; Heininger-U; Stehr-K. A search for serologic correlates of immunity of *Bordetella pertussis* cough illnesses. Vaccine 1998, Vol. 16: 1901-1906.
12. Cherry-JD. Comparative efficacy of acellular pertussis vaccines: an analysis of recent trials. Pediatr. Infect. Dis. J., 1997, Vol. 16: 90-96.
13. Cherry-JD. The role of *Bordetella pertussis* infections in adults in the epidemiology of pertussis. Develop. Biol. Stand., 1997, Vol. 89: 181-186.
14. Cohen-H. Pertussis "A shrew still to be tamed", Een onderzoek naar de kwaliteit van het kinkhoestvaccin, wat betreft immuniserende waarde en bijwerkingen geproduceerd in het RIVM (periode 1986-1997), Tussenrapport, Bilthoven.
15. Cohen-H; Nagel-J. Two injections of Diphtheria- Tetanus- Pertussis- Polio Vaccine as the backbone of a simplified immunization schedule in developing countries. Rev. Infect. Dis., 1984, Vol. 6: S350-1.



16. Decker-MD; Edwards-KM; Steinhoff-MC; et al. Comparison of 13 acellular pertussis vaccines: adverse reactions. *Pediatrics*, 1995, Vol. 86: 557-566, supplement.
17. Deen-JL; Mink-CA; Cherry-JD; Christenson-PD; Pineda-EF; Lewis-K; Blumberg-DA; Ross-LA. House-hold contact study of *Bordetella pertussis* infections. *Clin. Infect. Dis.*, 1995, Vol. 21: 1211-1219.
18. Edwards-KM; Meade-BD; Decker-MD; et al. Comparison of 13 acellular pertussis vaccines: overview and serological response. *Pediatrics*, 1995, Vol. 86: 548-557, supplement.
19. Edwards-KM. Acellular Pertussis Vaccines – A Solution to the Pertussis Problem? *J. Infect. Dis.*, 1993, Vol. 168: 15-20.
20. Feldman-S; Perry-CS; Andrew-M; Jones-L; Moffitt-JE. Comparison of acellular (B type) and whole-cell pertussis-component diphtheria-tetanus-pertussis vaccines as the first booster immunization in 15- to 24-month-old children. *J. Pediatr.*, 1992, Vol 121: 857-862.
21. Fine-PEM; Clarkson-JA. Reflections on the efficacy of Pertussis vaccines. *Rev. Infect. Dis.*, 1987, Vol. 9: 866-883.
22. Galazka-AM. The immunological basis for immunisation. Diphtheria. World Health Organization Geneva 1993, WHO/EPI/GEN/93.12.
23. Galazka-AM. The immunological basis for immunisation series. Tetanus. World Health Organization Geneva 1993, WHO/EPI/GEN/93.13.
24. Gangarosa-EJ; Galazka-AM; Wolfe-CR; Phillips-LM; Gagarosa-RE; Miller-E; Chen-RT. Impact of anti-vaccine movements on pertussis control: the untold story. *Lancet*, 1998, Vol. 351: 356-361.
25. Giammanco-A; Taormina-S; Genovese-M; Mangiaracina-G; Giammanco-G; Chiarini-A. Serological responses to infection with *B. pertussis*. *Dev. Biol. Stand.*, 1997, Vol. 89: 213-220.
26. Giuliano-M; Mastrantonio-P; Giammanco-A; Piscitelli-A; Salmaso-S; Wassilak-SGF. Antibody responses and persistence in the two years after immunization with two acellular vaccines and one whole-cell vaccine against pertussis. *J. Pediatr.*, 1998, Vol. 132: 983-988.
27. Granström-M; Olinder-Nielsen-AM; Holmblad-P; Mark-A; Hanngren-K. Specific immunoglobulin for treatment of whooping cough. *Lancet*, 1991, Vol. 338: 1230-1233.
28. Greco-D; Salmaso-S; Mastrantonio-P; et al. A controlled trial of two acellular vaccines and one whole-cell vaccine against pertussis. *N. Engl. J. Med.*, 1996, Vol. 334: 341-348.
29. Hall-E; Parton-R; Wardlaw-AC. Responses to acellular pertussis vaccines and component antigens in a coughing-rat model of pertussis. *Vaccine*, 1998, Vol. 16: 1595-1603.
30. Halperin-SA; Mills-E; Barreto-L; Pim-C; Eastwood-BJ. Acellular pertussis vaccine as a booster dose for seventeen- to nineteen-month-old children immunized with either whole cell or acellular pertussis vaccine at two, four and six months of age. *Pediatr. Infect. Dis. J.*, 1995, Vol. 14: 792-797.
31. Hannik-CA. Reacties na revaccinatie van kleuters met DTP-IPV-vaccin. *Berichten RIV* 1965, 230-233.
32. He-Q; Viljanen-MK; Ölander-RM; Bogaerts-H; Grave de-D; Ruuskanen-O; Mertsola-J. Antibodies to filamentous hemagglutinin of and protection against whooping cough in schoolchildren. *J. Infect. Dis.*, 1994, Vol. 170: 705-708.
33. He-Q; Minh-NNT; Edelman-K; Viljanen-MK; Arvilommi-H; Mertsola-J. Cytokine mRNA expression and proliferative responses induced by pertussis toxin, filamentous hemagglutinin, and pertactin of *Bordetella pertussis* in the peripheral blood mononuclear cells of infected and immunized schoolchildren and adults. *Infection and Immunity*, 1998, Vol. 66: 3796-3801.

CAIF S.A.
 Maria Bernarda Belay
 Farmacéutica
 - Directora Técnica
 M.P. 15 148

34. Heininger-U; Stehr-K; Cherry-JD. The efficacy of a whole cell pertussis vaccine and fimbriae against *Bordetella pertussis* and *Bordetella parapertussis* infections in respiratory mouse model. *Vaccine* 1998, Vol. 13: 1255.
35. Hendriksen-CFM; van der Gun-JW; Kreeftenberg-JG. Combined estimation of tetanus and diphtheria antitoxin in human sera by the in vitro Toxin-Binding Inhibition (ToBI) test. *J. Biol. Stand.*, 1989, Vol. 17: 191-200.
36. Hewlett-EL. Pertussis: current concepts of pathogenesis and prevention. *Pediatr. Infect. Dis. J.*, 1997, Vol. 16: 78-84.
37. Hewlett-EL; Halperin-SA. Serological correlates of immunity to *Bordetella pertussis*. *Vaccine*, 1998, Vol. 16: 1899-1900.
38. Jenkinson-D. Duration of effectiveness of pertussis vaccine: evidence from a 10 year community study. *B. M. J.*, 1988, Vol. 296: 612-614.
39. Kanra-G; Ceyhan-M; Vandevoorde-D; Bogaerts-H. Acellular pertussis diphtheria-tetanus-pertussis vaccine containing separately purified pertussis toxoid, filamentous haemagglutinin and 69 kDA outer membrane protein as a booster in children. *Eur. J. Pediatr.*, 1993, Vol. 152: 478-83.
40. Kimura-A; Mountzouros-KT; Relman-DA; Falkow-S; Cowell-JL. *Bordetella pertussis* Filamentous Hemagglutinin: Evaluation as a protective antigen and colonization factor in a mouse respiratory infection model. *Infect. Immun.*, 1990, Vol. 58: 7-16.
41. Labadie-JL; Sundermann LC; Rümke-HC. Multi-center study of the simultaneous administration of DPT-IPV and Hib PRP-T vaccines. RIVM Report 124001003, Bilthoven, 1996.
42. Linnemann-CC; Ramundo-N; Perlstein-PH; Minton-SD; Englender-GS. Use of pertussis vaccine in an epidemic involving hospital staff. *Lancet*, 1975, Vol. 20: 540-543.
43. van Loo-IHM, van der Heide-GJ, Nagelkerke-NJD, Verhoef-J, Mooi-FR. Temporal trends in the population structure of *Bordetella pertussis* during 1949-1996 in a highly vaccinated population. *J. Infect. Dis.*, 1999, Vol. 179: 915-932.
44. Manclark-CR; Meade-BD; Burstyn-DG. Serological response to *Bordetella pertussis*. *Manual Clinical Immunology* (third edition), 1986, 388-394.
45. McIntyre-P; Forrest-J; Heath-T; Burgess-M; Harvey-B. Pertussis vaccines: past present and future in Australia. *CDI*, 1998, Vol. 22: 125-132.
46. Meade-BD; Deforest-A; Edwards-KM et al. Description and evaluation of serologic assays used in a multicenter trial of acellular pertussis vaccines. *Pediatrics*, 1995, Vol. 86: 570-575, supplement.
47. Melker de-HE; Boshuis-HGL; Mommers-MPTM; Sundermann-LC; Labadie-J; Rümke-HC; Versteegh-FGA; Conyn-van Spaendonck-MAE; Schellekens-JFP. Serodiagnostiek van kinkhoest: interpretatie van hoge IgG/IgA concentraties in acute fase serum: (Her)evaluatie van eenpuntserologie. RIVM report 128507003, Bilthoven, 1996.
48. Melker de-HE; Conyn-van Spaendonck-MAE; Schellekens-JFP. Pertussis surveillance 1989-1995. RIVM report 128507004, Bilthoven, 1996.
49. Melker de-HE; Conyn-van Spaendonck-MAE; Schellekens-JFP. The pertussis epidemic in 1996; description and evaluation based on surveillance data from 1976 to 1996. RIVM report 128507005, Bilthoven, 1997.
50. Mensinga-TJT; Labadie-J; Rümke-HC; Meulenbelt-J. Phase I-II clinical study of IPV-Vero vaccine. RIVM report 124001001, Bilthoven, 1995.
51. Minh-NNT; Edelman-K; He-Q; Viljanen-MK; Arvilommi-H; Mertsola-J. Antibody and cell-mediated immune responses to booster immunization with a new acellular pertussis vaccine in school children. *Vaccine* 1998, Vol. 16: 1604-1610.
52. Mooi-FR; Van Oirschot-H; Heuvelman-K, Van der Heide-HGJ; Gaastra-W; Willems-RJL. Polymorphism in the *Bordetella pertussis* Virulence Factors P.69/Pertactin and



- Pertussis Toxin in The Netherlands: Temporal Trends and Evidence for Vaccine-Driven Evolution. *Infect. Immun.*, 1998, Vol. 66: 670-675.
53. Mortimer-EA. Pertussis vaccine in *Vaccines* (2nd edition, Plotkin-SA and Mortimer-EA. eds.), 1994: 91-135.
 54. Nagel-J; Poot-Scholten-EJ. Serum IgA antibody to *Bordetella pertussis* as an indicator of infection. *J. Med. Microbiol.*, 1983, Vol. 16: 417-426.
 55. Nagel-J; de Graaf-S; Schijf-Evers-D. Improved serodiagnosis of whooping cough caused by *Bordetella pertussis* by determination of IgG anti-LPF antibody levels. *Develop. Biol. Standard.*, 1985, Vol. 61: 325-330.
 56. Olin-P; Rasmussen-F; Gustafsson-L; et al. Randomised controlled trial of two-component, three-component, and five-component acellular pertussis vaccines compared with whole-cell pertussis vaccine. *Lancet*, 1997, Vol. 350: 1569-1577.
 57. Oostvogel-PM, van der Avoort-HGAM, Mulders-MN, Rümke-HC, van Steenis-G, van Loon-AM; Virologische en serologische aspecten van de Nederlandse polio-epidemie in 1992 (in Dutch). *Ned Tijdschr Geneeskunde*, 1993, Vol. 37: 1404-1406.
 58. Oostvogel-PM, van Wijngaarden-JK, van der Avoort-HGAM, Mulders-MN, Conyn-van Spaendonck-MAE, Rümke-HC, van Steenis-G, Van Loon-AM; Poliomyelitis outbreak in an unvaccinated community in the Netherlands, 1992-93. *Lancet*, 1994, Vol. 344: 665-670.
 59. Pasetti-M; Eriksson-P; Ferrero-F; Manghi-M. Serum antibodies to diphtheria-tetanus-pertussis vaccine components in Argentine children. *Infection*, 1997, Vol. 25: 339-345.
 60. Pertussis: a critical appraisal. Health Council of the Netherlands: Standing Committee on Infectious Diseases and Immunology, 1997/16.
 61. Pichichero-ME; Deloria-MA; Rennels-MB; Anderson-EL; Edwards-KM; Decker-MD; Englund-JA; Steinhoff-MC; Deforest-A; Meade-BD. A safety and immunogenicity comparison of 12 acellular pertussis vaccines and one whole-cell pertussis vaccine given as a fourth dose in 15- to 20-month-old children. *Pediatrics* 1997, Vol. 100: 772-788.
 62. Plotkin-SA; Cadoz-M. The acellular pertussis vaccine trials: an interpretation. *Pediatr. Infect. Dis. J.*, 1997, Vol. 16: 508-517.
 63. Podda-A; Bona-G; Canciani-G; Casadei Pistilli-AM; Contu-B; Furlan-R; Meloni-T; Stramare-D; Titone-L; Rappuoli-R; Granoff-DM. Effect of priming with diphtheria and tetanus toxoids combined with whole-cell pertussis vaccine or with acellular pertussis vaccine on the safety and immunogenicity of a booster dose of an acellular pertussis vaccine containing a genetically inactivated pertussis toxin in fifteen- to twenty-one-month-old children. *J. Pediatr.*, 1995, Vol 127: 238-243
 64. Pollock-TM; Miller-E; Mortimer-JY; Smith-G. Symptoms after primary immunisation with DTP and with DT vaccine. *Lancet*, 1984, Vol. 2: 146.
 65. Ramsay-MEB; Corbel-MJ; Redhead-K; Ashworth-LAE; Begg-NT. Persistence of antibody after accelerated immunisation with diphtheria/tetanus/pertussis vaccine. *B. M. J.*, 1991, Vol. 302: 1489-1491.
 66. Relyveld-E; Oato-NH; Guerin-N; Coursaget-P; Huet-M; Gupta-RK; Determination of circulating antibodies directed to pertussis toxin and of agglutinogens in children vaccinated with either the whole cell or component pertussis vaccine in France, Japan and Senegal. *Vaccine*, 1991, Vol. 9: 843-50.
 67. Roberts-M; Cropley-I; Chatfield-S; Dougan-G. Protection of mice against respiratory *Bordetella pertussis* infection by intranasal immunization with P.69 and FHA. *Vaccine*, 1993, Vol. 11: 866-872.
 68. Robertson-SE. The immunological basis for immunisation. Poliomyelitis. World Health Organization Geneva 1993, WHO/EPI/GEN/93.16.

CAIF S.A.
 María Bernarda Belay
 Farmacéutica
 Co - Directora Técnica
 M.P. 15.148

69. Robertson-SE, Traverso-HP, Drucker-J, Rovira-EZ, Fabre-Teste-B, Sow-A, N'Diaye-M, Sy-MTA, Diouf-FF; Clinical efficacy of a new enhanced-potency, inactivated poliovirus vaccine. *Lancet*, 1988, Vol. 1: 897-899.
70. Rümke-HC, Labadie-J, Berbers-GAM, Elzinga-Gholizadea-N, Mensinga-TJT; Immunogenicity of IPV-Vero vaccine. Serological data from a phase I-II clinical study. RIVM report 124001.002, Bilthoven, 1995.
71. Rümke-HC, Oostvogel-PM, van der Veer-M, van Steenis-G, van Loon-AM; Poliomyelitis in Nederland, 1979-1991. Immunititeit en blootstelling. *Ned. Tijdschr. Geneeskd.*, 1993, Vol. 137: 1380-86.
72. Rümke-HC; Oostvogel-PM; van Steenis-G; van Loon-AM. Poliomyelitis in the Netherlands: a review of population immunity and exposure between the epidemics in 1978 and 1992. *Epidemiol. Infect.*, 1995, Vol. 115: 289-298.
73. Rümke-HC; Vaccination against polio. Inactivated polio vaccine used in The Netherlands and Burkina Faso. *Trop. Geograph. Med.*, 1993, Vol. 45: 202-205.
74. Salk-J; Cohen-H, Fillastre-C; Stoeckel-P; Rey-JL; Schlumberger-M; Nicholas-DD; Van Steenis-G; Van Wezel-AL; Triau-R; Saliou-P; Barry-LF; Moreau-JP; Merieux-C. Killed poliovirus antigen titrations in humans. *Dev. Biol. Standard.*, 1978, Vol. 41: 119-132.
75. Salk-J; Stoeckel-P; van Wezel-AL; Lapinleimu-K; van Steenis-G. Antigen content of inactivated poliovirus vaccine for use in a one or two dose regimen. *Ann. Clin. Res.*, 1982, Vol. 14: 204-212.
76. Salmaso-S; Mastrantonio-P; Wassilak-SGF; Giuliano-M; Anemona-A; Giammanco-A; Tozzi-AE; Ciofi degli Atti-ML; Greco-D. Persistence of protection through 33 months of age provided by immunization in infancy with two three-component acellular pertussis vaccines. *Vaccine*, 1998, Vol. 16: 1270-1275.
77. Schwoebel-V; Dauvisis-A-V; Helynck-B; Gomes-E; Drejer-GF; Schlumberger-M; Bibane-L; Rümke-HC. Community-based evaluation survey of immunizations in Burkina Faso. *Bull. WHO*, 1992, Vol. 70: 583-590.
78. Stoeckel-P; Schlumberger-M; Parent-G; Maire-B; Van Wezel-AL; Van Steenis-G; Salk-D. Use of killed poliovirus vaccine in a routine immunization program in West Africa. *Rev. Infect. Dis.*, 1984, Vol. 6: S463-6.
79. Storsaeter-J; Hallander-HO; Gustafsson-L; Olin-P. Levels of anti-pertussis antibodies related to protection after household exposure to *Bordetella pertussis*. *Vaccine*, 1998, Vol. 16: 1907-1916.
80. Sundermann-LC; Korting-van Dören-ILJ; Berbers-GAM; Rümke-HC. Antistofrespons bij kinderen in het Rijksvaccinatie programma, een longitudinaal onderzoek. RIVM rapport 104000001, Bilthoven, 1997.
81. Verschoor-PL; Wilschut-JT; Jonge de-GA; Kostense-J. Frequent symptoms after DTPP vaccinations. *Arch. Dis. Child.*, 1991, Vol. 66: 1408-1412.
82. Wärngård-O; Nilsson-L; Fähræus-C; Gustafsson-L; Hallander-HO; Olin-P; Storsaeter-J. Catch-up primary vaccination with acellular pertussis vaccines in 3-4-year-old children, reactogenicity and serological response. *Vaccine*, 1998, Vol. 16: 480-484.
83. Weiss-A. Mucosal Immune Defenses and the Response of *Bordetella pertussis*. *ASM News*, 1996, Vol. 63: 22-28.
84. Wirsing von König-CH; Postels-Multani-S; Bogaerts-H; Bock-HL; Laukamp-S; Kiederle-S; Schmitt-HJ. Factors influencing the spread of pertussis in households. *Eur. J. Pediatr.*, 1998, Vol. 157: 391-394.



Declaration of quality control

Undersigned states herewith that the research presented in this report has been carried out according to the OECD principles of Good Clinical Practice (GCP) and that this report reflects a complete, correct and reliable overview of the results obtained.

GCP inspection on study site 20/05/1998

GCP inspection afterwards on data trial laboratory 01/12/1998

GCP checks:

informed consent verified	100%
check correct in-/exclusion	100%
vaccine accountability monitored	100%
uniformity of assessments trained	100%
handlings recorded on CRF's	100%
CRF's monitored	100%
check data trial	100%

Coefficients of variation of the control sera in different assays:

PT-ELISA	18.8%
FHA-ELISA	15.7%
PRN-ELISA	18.5%
Diphtheria-ToBI	17.5%
Tetanus-ToBI	15.5%

Quality control officer:

name : M.C. Jongerius
laboratory : LVO
date : 09-03-1999
signature :

CATF S.A.
Maria Bernadita Belay
Farmacéutica
Co - Directora Técnica
M.P. 15.148

Appendix 1 Mailing list

- 1-2 Directeur-Generaal Volksgezondheid, Dr. H.J. Schneider
- 3 Hoofdinspecteur voor de Gezondheidszorg, J. Verhoeff, psychiater
- 4-5 Inspecteur Infectieziekten van de Inspectie Gezondheidszorg, Drs. J.K. van Wijngaarden, arts
- 6 Hoofdinspectie voor de preventieve en curatieve gezondheidszorg, mr. H. Plokker
- 7 Voorzitter van de Gezondheidsraad, Prof. J.J. Sixma
- 8-9 Landelijke Vereniging voor GGD's
- 10-75 Artsen infectieziektenbestrijding van de GGD's
- 76 Landelijk Coördinatiestructuur Infectieziektenbestrijding
- 77 Werkgroep Rijksvaccinatieprogramma van de Gezondheidsraad, Drs. J. Sekhuis
- 78 Nationale Vereniging Thuiszorg
- 79 Nederlandse Vereniging voor Infectieziekten, Prof. Dr. J.W.M. van der Meer
- 80 Nederlandse Vereniging voor Medische Microbiologie, Prof. Dr. H. Verbrugh
- 81-95 Stichting Thuiszorg Oost-Veluwe, Drs. D.J.A. Bolscher
- 96-97 Stichting Provinciale Entadministratie Gelderland, Drs. C. Verhaaff
- 98-100 Smithkline Beecham
- 101-103 Wyeth/Lederle Vaccines, Norbert Ahlers
- 104-106 Pasteur Merieux
- 107-108 Klinik für Kinder und Jugendliche der Friedrich-Alexander-Universität Erlangen-Nürnberg, Erlangen, Prof. Stehr, Dr. I. Bartels
- 109 Department of Infectious Disease Epidemiologie, Helsinki, Prof. J. Eskola
- 110 Instituto Superiore di Sanita, Section of Infectious Diseases, Lab. of Epidemiology and Biostatistics, Rome, Dr. S. Salsamo
- 112 Swedish Institute for Infectious Disease Control, Stockholm, Dr. P. Olin
- 113 Public Health Laboratory Service, Communicable Disease Centre, London, Dr. E. Miller
- 114 Department of Health, London, Dr. D. Salisbury
- 115 Food and Drug Administration, Center for Biologics Evaluation and Research, Dr. B. Meade
- 116 Prof. Dr. J. Huisman
- 117 Prof. Dr. J. van der Noordaa
- 118 Dr. H. Bijkerk
- 119 Dr. H. Cohen
- 120 Prof. Dr. R. de Groot
- 121 Depot Nederlandse Publikaties en Nederlandse Bibliografie
- 122 Directeur-Generaal RIVM, Ir.Drs. R. van Noort
- 123 Directeur Volksgezondheid RIVM, Dr. G. Elzinga
- 124-126 Prof. Dr. B. van der Zeijst, Directeur Sector Vaccins
- 127-130 Sector Directeur(en)
- 131 Dr. H. van de Donk.
- 132 Dr. E.C. Beuvery,
- 133 Dr. L. van Alphen
- 134 Drs. L. van Huizen
- 135 Dr. J.G. Kreeftenberg
- 136 Dr. H.C. Rümke
- 137 Dr. M.M. Krasselt
- 138 Mw. Drs. N. Elzinga-Gholizadea



- 139 Dr. M.J.W. Sprenger
- 140 Mw. Dr. M.A.E. Conijn-van Spaendonck
- 141 Mw. Drs.H. de Melker
- 142 Dr. J.G. Loeber
- 143 Dr. J.F.P. Schellekens
- 144 L.H. Elvers
- 145 Dr. T.G.Kimman
- 146 Dr. F.R. Mooi
- 147 Dr. N. Nagelkerke
- 148-153 Auteurs
- 154-162 medewerkers LVO
- 163 SBD/Voorlichting & Public Relations
- 164 Bureau Rapportenregistratie
- 165 Bibliotheek RIVM
- 166-175 Bureau Rapportenbeheer
- 175-200 Reserve exemplaren

CAIF S.A.
María Bernarda Belay
Farmacéutica
Co-Directora Técnica
M.P. 15.148

Appendix 2

Table 7. Geometric mean titers with 95% confidence intervals

Pertussis toxin antibodies

study group	pre-imm.	[95%CI]	post-imm.	[95%CI]
DT-IPV	1.94	[1.16 - 3.25]	2.53	[1.43 - 4.45]
DTP-IPV	1.80	[1.17 - 2.76]	6.55	[3.09 - 13.88]
DT-IPVv	1.41	[1.05 - 1.89]	1.38	[1.04 - 1.84]
DTP-IPVv	1.55	[1.16 - 2.07]	8.14	[3.40 - 19.51]
ACV-SB + DT-IPV	1.99	[1.45 - 2.73]	56.09	[32.11 - 97.95]
ACV-SB + DT-IPVv	2.35	[1.21 - 4.56]	76.77	[41.77 - 141.10]
ACV-WL + DT-IPV	1.95	[1.39 - 2.74]	91.24	[44.88 - 185.49]
ACV-PM + DT-IPV	1.86	[1.24 - 2.78]	91.23	[67.96 - 122.46]

Filamentous Hemagglutinin antibodies

study group	pre-imm.	[95%CI]	post-imm.	[95%CI]
DT-IPV	8.60	[4.74 - 15.61]	9.12	[4.88 - 17.04]
DTP-IPV	6.04	[3.92 - 9.32]	38.31	[26.83 - 54.68]
DT-IPVv	4.40	[2.65 - 7.29]	3.88	[2.34 - 6.44]
DTP-IPVv	5.97	[3.86 - 9.24]	31.56	[19.53 - 51.00]
ACV-SB + DT-IPV	7.44	[4.21 - 13.15]	212.41	[130.16 - 346.58]
ACV-SB + DT-IPVv	8.53	[4.96 - 14.67]	268.94	[144.00 - 502.30]
ACV-WL + DT-IPV	5.58	[4.06 - 7.68]	271.21	[199.74 - 368.26]
ACV-PM + DT-IPV	7.84	[5.20 - 11.82]	171.78	[124.08 - 237.82]

Pertactin antibodies

study group	pre-imm.	[95%CI]	post-imm.	[95%CI]
DT-IPV	7.89	[5.09 - 12.23]	7.56	[4.79 - 11.92]
DTP-IPV	6.22	[4.65 - 8.33]	31.88	[19.74 - 51.48]
DT-IPVv	5.70	[3.93 - 8.28]	6.01	[4.07 - 8.88]
DTP-IPVv	6.56	[4.25 - 10.12]	31.22	[20.22 - 48.20]
ACV-SB + DT-IPV	6.02	[4.49 - 8.07]	146.26	[96.34 - 222.07]
ACV-SB + DT-IPVv	8.84	[6.14 - 12.72]	140.34	[94.71 - 207.97]
ACV-WL + DT-IPV	5.79	[4.22 - 7.94]	71.82	[46.25 - 111.53]
ACV-PM + DT-IPV	6.06	[4.39 - 8.38]	7.85	[5.67 - 10.86]




Table 7 . Geometric mean titers with 95% confidence intervals (continued)

Agglutinating antibodies

study group	pre-imm.	[95%CI]	post-imm.	[95%CI]
DT-IPV	22.29	[11.77 - 42.19]	31.05	[16.44 - 58.63]
DTP-IPV	14.02	[7.48 - 26.27]	133.71	[73.00 - 244.91]
DT-IPV _v	14.56	[8.95 - 23.67]	12.29	[7.08 - 21.31]
DTP-IPV _v	14.62	[8.68 - 24.62]	133.45	[71.40 - 249.39]
ACV-SB + DT-IPV	17.59	[10.17 - 30.40]	16.51	[10.04 - 27.15]
ACV-SB + DT-IPV _v	41.67	[21.92 - 79.23]	43.07	[24.59 - 75.44]
ACV-WL + DT-IPV	8.76	[5.41 - 14.16]	57.00	[24.89 - 130.54]
ACV-PM + DT-IPV	12.57	[7.28 - 21.72]	32.98	[19.86 - 54.76]

IgA antibodies

study group	pre-imm.	[95%CI]	post-imm.	[95%CI]
DT-IPV	1.95	[1.30 - 2.94]	2.16	[1.39 - 3.35]
DTP-IPV	1.44	[1.09 - 1.90]	7.99	[5.44 - 11.72]
DT-IPV _v	1.50	[1.12 - 2.02]	1.51	[1.14 - 2.00]
DTP-IPV _v	1.57	[1.26 - 1.95]	9.02	[5.82 - 13.98]
ACV-SB + DT-IPV	1.37	[1.08 - 1.73]	1.47	[1.14 - 1.89]
ACV-SB + DT-IPV _v	2.40	[1.47 - 3.92]	2.55	[1.60 - 4.05]
ACV-WL + DT-IPV	1.67	[1.16 - 2.40]	2.18	[1.47 - 3.24]
ACV-PM + DT-IPV	1.25	[1.02 - 1.53]	1.60	[1.25 - 2.05]

Fimbriae antibodies

study group	pre-imm.	[95%CI]	post-imm.	[95%CI]
DT-IPV	2.51	[1.30 - 4.86]	2.60	[1.35 - 5.02]
DTP-IPV	1.44	[0.93 - 2.25]	16.37	[8.79 - 30.46]
DT-IPV _v	1.57	[1.05 - 2.34]	1.25	[0.88 - 1.77]
DTP-IPV _v	1.58	[1.00 - 2.50]	14.19	[8.09 - 24.89]
ACV-SB + DT-IPV	1.80	[1.19 - 2.72]	2.36	[1.50 - 3.70]
ACV-SB + DT-IPV _v	3.70	[2.04 - 6.71]	4.69	[2.67 - 8.24]
ACV-WL + DT-IPV	1.16	[0.77 - 1.75]	8.86	[4.20 - 18.70]
ACV-PM + DT-IPV	1.14	[0.74 - 1.77]	3.12	[1.92 - 5.06]

CAIF S.A.
 María Bernárdia Belay
 Farmacéutica
 Co - Directora Técnica
 M.P. 15.148


Table 7 Geometric mean titers with 95% confidence intervals (continued)

Diphtheria antibodies

study group	pre-imm.	[95%CI]	post-imm.	[95%CI]
DT-IPV	0.15	[0.07 - 0.30]	2.61	[1.75 - 3.90]
DTP-IPV	0.14	[0.08 - 0.25]	8.45	[5.57 - 12.80]
DT-IPV _v	0.12	[0.08 - 0.19]	2.87	[1.54 - 5.37]
DTP-IPV _v	0.14	[0.09 - 0.22]	6.57	[3.01 - 14.34]
ACV-SB + DT-IPV	0.15	[0.09 - 0.25]	2.45	[1.51 - 3.96]
ACV-SB + DT-IPV _v	0.15	[0.10 - 0.25]	3.65	[2.25 - 5.92]
ACV-WL + DT-IPV	0.10	[0.06 - 0.14]	2.56	[1.73 - 3.77]
ACV-PM + DT-IPV	0.12	[0.07 - 0.19]	2.56	[1.75 - 3.73]

Tetanus antibodies

study group	pre-imm.	[95%CI]	post-imm.	[95%CI]
DT-IPV	0.25	[0.13 - 0.46]	8.61	[5.43 - 13.65]
DTP-IPV	0.27	[0.17 - 0.44]	8.89	[6.04 - 13.08]
DT-IPV _v	0.22	[0.14 - 0.34]	7.61	[4.19 - 13.80]
DTP-IPV _v	0.27	[0.17 - 0.45]	7.22	[3.91 - 13.32]
ACV-SB + DT-IPV	0.29	[0.16 - 0.53]	8.34	[5.14 - 13.51]
ACV-SB + DT-IPV _v	0.38	[0.21 - 0.71]	8.99	[6.68 - 12.10]
ACV-WL + DT-IPV	0.26	[0.17 - 0.40]	9.19	[6.77 - 12.47]
ACV-PM + DT-IPV	0.23	[0.15 - 0.37]	7.81	[5.02 - 12.15]

Table 7. Geometric mean titers with 95% confidence intervals (²log) (continued)**Polio virus type 1 antibodies**

study group	pre-imm.	[95%CI]	post-imm.	[95%CI]
DT-IPV	9.26	[8.10 - 10.42]	14.30	[13.29 - 15.32]
DTP-IPV	9.52	[8.39 - 10.65]	13.90	[12.91 - 14.90]
DT-IPV _v	8.38	[7.48 - 9.29]	14.00	[13.11 - 14.88]
DTP-IPV _v	10.09	[9.26 - 10.92]	14.68	[13.69 - 15.67]
ACV-SB + DT-IPV	9.82	[9.28 - 10.36]	14.68	[13.70 - 15.66]
ACV-SB + DT-IPV _v	9.95	[8.43 - 11.47]	14.05	[12.83 - 15.26]
ACV-WL + DT-IPV	9.18	[7.89 - 10.48]	14.27	[12.97 - 15.58]
ACV-PM + DT-IPV	9.17	[7.98 - 10.37]	14.26	[13.34 - 15.18]

Polio virus type 2 antibodies

study group	pre-imm.	[95%CI]	post-imm.	[95%CI]
DT-IPV	8.13	[7.03 - 9.23]	15.22	[14.17 - 16.27]
DTP-IPV	8.52	[7.21 - 9.84]	15.33	[14.25 - 16.41]
DT-IPV _v	7.52	[6.80 - 8.25]	15.29	[14.07 - 16.50]
DTP-IPV _v	9.18	[8.42 - 9.94]	16.27	[15.18 - 17.36]
ACV-SB + DT-IPV	9.32	[8.23 - 10.41]	15.95	[14.97 - 16.94]
ACV-SB + DT-IPV _v	9.05	[7.88 - 10.21]	15.71	[14.73 - 16.70]
ACV-WL + DT-IPV	8.95	[8.09 - 9.81]	14.86	[13.84 - 15.89]
ACV-PM + DT-IPV	7.74	[6.75 - 8.73]	14.78	[13.76 - 15.81]

Polio virus type 3 antibodies

study group	pre-imm.	[95%CI]	post-imm.	[95%CI]
DT-IPV	6.83	[5.55 - 8.10]	13.57	[12.32 - 14.81]
DTP-IPV	7.38	[6.01 - 8.75]	12.81	[11.85 - 13.77]
DT-IPV _v	5.95	[5.06 - 6.85]	14.24	[12.94 - 15.54]
DTP-IPV _v	6.64	[5.41 - 7.86]	15.82	[14.74 - 16.90]
ACV-SB + DT-IPV	7.64	[6.61 - 8.67]	14.73	[13.84 - 15.62]
ACV-SB + DT-IPV _v	7.62	[6.24 - 9.00]	14.62	[13.56 - 15.68]
ACV-WL + DT-IPV	6.86	[5.56 - 8.17]	13.64	[12.50 - 14.77]
ACV-PM + DT-IPV	5.57	[4.87 - 6.27]	14.22	[13.17 - 15.26]

CAIF S.A.
 Marie Bernarda Belay
 Farmacéutica
 Co - Directora Técnica
 M.P. 15.146

Appendix 3

Table 8A. Systemic adverse events after vaccination

Symptom	Study group	day 1		day 2-3	
		N	(%)	N	(%)
fever ($\geq 38.5^{\circ}\text{C}$)	DT-IPV	1	(4.3)	1	(4.3)
	DTP-IPV	8	(38.1)	1	(4.8)
	DT-IPV _v	0		1	(4.8)
	DTP-IPV _v	10	(43.5)	4	(17.4)
	ACV-SB + DT-IPV	0		0	
	ACV-SB + DT-IPV _v	2	(9.5)	0	
	ACV-WL + DT-IPV	0		1	(4.3)
	ACV-PM + DT-IPV	0		0	
headache	DT-IPV	0		1	(4.3)
	DTP-IPV	1	(4.8)	3	(14.3)
	DT-IPV _v	0		0	
	DTP-IPV _v	6	(26.1)	2	(8.7)
	ACV-SB + DT-IPV	1	(4.3)	2	(8.7)
	ACV-SB + DT-IPV _v	1	(5.0)	1	(4.8)
	ACV-WL + DT-IPV	0		1	(4.3)
	ACV-PM + DT-IPV	2	(8.3)	0	
listlessness	DT-IPV	3	(13.0)	3	(13.0)
	DTP-IPV	16	(76.2)	11	(52.4)
	DT-IPV _v	5	(22.7)	3	(14.3)
	DTP-IPV _v	19	(82.6)	9	(39.1)
	ACV-SB + DT-IPV	4	(17.4)	1	(4.3)
	ACV-SB + DT-IPV _v	4	(19.0)	2	(9.5)
	ACV-WL + DT-IPV	6	(26.1)	5	(21.7)
	ACV-PM + DT-IPV	6	(25.0)	3	(12.5)
crying	DT-IPV	0		0	
	DTP-IPV	13	(61.9)	4	(19.0)
	DT-IPV _v	2	(9.1)	2	(9.5)
	DTP-IPV _v	18	(78.3)	4	(17.4)
	ACV-SB + DT-IPV	1	(4.3)	2	(8.7)
	ACV-SB + DT-IPV _v	2	(9.5)	0	
	ACV-WL + DT-IPV	3	(13.0)	1	(4.3)
	ACV-PM + DT-IPV	2	(8.3)	0	
Loss of appetite	DT-IPV	0		4	(17.4)
	DTP-IPV	14	(66.7)	2	(9.5)
	DT-IPV _v	3	(13.6)	2	(9.5)
	DTP-IPV _v	14	(60.9)	8	(34.8)
	ACV-SB + DT-IPV	1	(4.3)	2	(8.7)
	ACV-SB + DT-IPV _v	2	(9.5)	2	(9.5)
	ACV-WL + DT-IPV	3	(13.0)	1	(4.3)
	ACV-PM + DT-IPV	2	(8.3)	1	(4.2)



Table 8A. Systemic adverse events after vaccination (continued)

Symptom	study group	day 1		day 2-3	
		N	(%)	N	(%)
nausea	DT-IPV	0		1	(4.3)
	DTP-IPV	2	(9.5)	1	(4.8)
	DT-IPVv	0		0	
	DTP-IPVv	1	(4.3)	0	
	ACV-SB + DT-IPV	0		0	
	ACV-SB + DT-IPVv	0		0	
	ACV-WL + DT-IPV	0		0	
	ACV-PM + DT-IPV	0		0	
skin manifestations	DT-IPV	2	(8.7)	1	(4.3)
	DTP-IPV	2	(9.5)	1	(4.8)
	DT-IPVv	0		2	(9.5)
	DTP-IPVv	1	(4.3)	0	
	ACV-SB + DT-IPV	0		0	
	ACV-SB + DT-IPVv	0		0	
	ACV-WL + DT-IPV	0		1	(4.3)
	ACV-PM + DT-IPV	0		0	



 CAIF S.A.
 Maria Bernárda Belay
 Farmacéutica
 Co. Directora Técnica
 M.P. 15.148

Table 8B. Local adverse events after vaccination

Symptom	Study group	day 1						day 2-3					
		<2.5cm		2.5-5cm		>5cm		<2.5cm		2.5-5cm		>5cm	
		N	%	N	%	N	%	N	%	N	%	N	%
redness left arm	DT-IPV	0		0		0		0		0		0	
	DTP-IPV	3	14.3	6	28.6	4	19.0	1	4.8	5	23.8	5	23.8
	DT-IPV _v	0		1	4.5	0		0		0		0	
	DTP-IPV _v	2	8.7	6	26.1	8	34.8	4	17.4	3	13.0	8	34.8
	ACV-SB + DT-IPV	1	4.3	0		0		1	4.3	0		0	
	ACV-SB + DT-IPV _v	1	4.8	0		0		2	9.5	0		0	
	ACV-WL + DT-IPV	1	4.3	1	4.3	0		1	4.3	0		0	
	ACV-PM + DT-IPV	0		0		0		1	4.2	0		0	
redness right arm	DT-IPV	-		-		-		-		-		-	
	DTP-IPV	-		-		-		-		-		-	
	DT-IPV _v	-		-		-		-		-		-	
	DTP-IPV _v	-		-		-		-		-		-	
	ACV-SB + DT-IPV	1	4.3	0		0		1	4.3	0		0	
	ACV-SB + DT-IPV _v	0		0		0		1	4.8	0		0	
	ACV-WL + DT-IPV	0		0		0		0		0		0	
	ACV-PM + DT-IPV	0		0		0		0		0		0	
swelling left arm	DT-IPV	0		0		0		0		0		0	
	DTP-IPV	1	4.8	2	9.5	2	9.5	0		3	14.3	1	4.8
	DT-IPV _v	2	9.1	0		0		0		0		0	
	DTP-IPV _v	2	8.7	5	21.7	2	8.7	2	8.7	2	8.7	3	13.0
	ACV-SB + DT-IPV	0		1	4.3	0		1	4.3	0		0	
	ACV-SB + DT-IPV _v	0		0		0		0		0		0	
	ACV-WL + DT-IPV	0		0		0		1	4.3	0		0	
	ACV-PM + DT-IPV	1	4.2	0		0		1	4.2	0		0	
swelling right arm	DT-IPV	-		-		-		-		-		-	
	DTP-IPV	-		-		-		-		-		-	
	DT-IPV _v	-		-		-		-		-		-	
	DTP-IPV _v	-		-		-		-		-		-	
	ACV-SB + DT-IPV	0		0		0		1	4.3	0		0	
	ACV-SB + DT-IPV _v	1	4.8	0		0		0		0		0	
	ACV-WL + DT-IPV	1	4.3	0		0		0		0		0	
	ACV-PM + DT-IPV	1	4.2	0		0		0		0		0	



Table 8B. Local adverse events after vaccination (continued)

Symptom	Study group	day 1		day 2-3	
		N	(%)	N	(%)
itching left arm	DT-IPV	0		0	
	DTP-IPV	0		1	(4.8)
	DT-IPV _v	0		0	
	DTP-IPV _v	2	(9.1)	0	
	ACV-SB + DT-IPV	0		0	
	ACV-SB + DT-IPV _v	0		0	
	ACV-WL + DT-IPV	0		0	
	ACV-PM + DT-IPV	0		0	
itching right arm	DT-IPV	-		-	
	DTP-IPV	-		-	
	DT-IPV _v	-		-	
	DTP-IPV _v	-		-	
	ACV-SB + DT-IPV	0		0	
	ACV-SB + DT-IPV _v	0		0	
	ACV-WL + DT-IPV	0		0	
	ACV-PM + DT-IPV	1	(4.2)	0	
pain at vaccination site left arm	DT-IPV	5	(21.7)	0	
	DTP-IPV	19	(90.5)	15	(71.4)
	DT-IPV _v	8	(36.4)	1	(4.8)
	DTP-IPV _v	20	(87.0)	14	(60.9)
	ACV-SB + DT-IPV	6	(26.1)	2	(8.7)
	ACV-SB + DT-IPV _v	6	(28.6)	2	(9.5)
	ACV-WL + DT-IPV	6	(26.1)	3	(13.0)
	ACV-PM + DT-IPV	3	(12.5)	1	(4.2)
pain at vaccination site right arm	DT-IPV	-		-	
	DTP-IPV	-		-	
	DT-IPV _v	-		-	
	DTP-IPV _v	-		-	
	ACV-SB + DT-IPV	3	(13.0)	1	(4.3)
	ACV-SB + DT-IPV _v	4	(19.0)	1	(4.8)
	ACV-WL + DT-IPV	4	(17.4)	0	
	ACV-PM + DT-IPV	4	(16.7)	0	
not using arm left arm	DT-IPV	2	(8.7)	0	
	DTP-IPV	15	(71.4)	10	(47.6)
	DT-IPV _v	4	(18.2)	0	
	DTP-IPV _v	17	(73.9)	11	(47.8)
	ACV-SB + DT-IPV	3	(13.6)	1	(4.5)
	ACV-SB + DT-IPV _v	1	(4.8)	0	
	ACV-WL + DT-IPV	3	(13.0)	1	(4.3)
	ACV-PM + DT-IPV	1	(4.2)	1	(4.2)
not using arm right arm	DT-IPV	-		-	
	DTP-IPV	-		-	
	DT-IPV _v	-		-	
	DTP-IPV _v	-		-	
	ACV-SB + DT-IPV	1	(4.5)	0	
	ACV-SB + DT-IPV _v	2	(9.5)	0	
	ACV-WL + DT-IPV	2	(8.7)	0	
	ACV-PM + DT-IPV	2	(8.3)	0	

CAIF S.A.
 Maria Bernáda Belay
 Farmacéutica
 Co-Directora Técnica
 N.º 15.148

Appendix 4

To analyse the development of antibody levels, the differences of the ln-transformed post and pre vaccination antibody titers were calculated.

Multiple linear regression models were built with these difference as dependent variables.

Indicator variables were used as independent variables as follows:

study group	indicator variables:					
	WCV	ACV	SB	WL	PM	IPVvero
DT-IPV	0*	0	0	0	0	0
DTP-IPV	1*	0	0	0	0	0
DT-IPVv	0	0	0	0	0	1
DTP-IPVv	1	0	0	0	0	1
ACV-SB	0	1	1	0	0	0
ACV-SBv	0	1	1	0	0	0
ACV-WL	0	1	0	1	0	0
ACV-PM	0	1	0	0	1	0

* 0 = no
1 = yes

The regression coefficient (r.c.) is a measure of the difference in antibody titers between the vaccine groups for the pertussis, diphtheria and tetanus antigens.

For example: $r.c._{FIM} = [\ln(FIM_{post}) - \ln(FIM_{pre})]^{wcP+} - [\ln(FIM_{post}) - \ln(FIM_{pre})]^{wcP-}$

Subtracting two logarithms amounts to the same thing as taking the logarithm of the quotient, i.e.:


$$r.c._{FIM} = \ln[(FIM_{post} / FIM_{pre})^{wcP+}] - \ln[(FIM_{post} / FIM_{pre})^{wcP-}]$$

$$r.c._{FIM} = \ln \frac{[(FIM_{post}) / (FIM_{pre})^{wcP+}]}{[(FIM_{post}) / (FIM_{pre})^{wcP-}]}$$

$$\exp^{r.c._{FIM}} = \frac{[(FIM_{post}) / (FIM_{pre})^{wcP+}]}{[(FIM_{post}) / (FIM_{pre})^{wcP-}]}$$

Because polio titers were expressed as ²log-reciprocal titers the meaning of the regression coefficient is somewhat different:

$$r.c._{POLIO} = [(P_{post}) - (P_{pre})]^{vero+} - [(P_{post}) - (P_{pre})]^{vero-}$$




Appendix 5

UTN	sample	group	PT	FHA	PRN	Aggl	FIM	IgA	Diph	Tet	Polio-I	Polio-II	Polio-III
101	1	1	1	1	5	64	5.6	1	0.1	0.4	9	6	8
101	2	1	1	1	5	32	4.7	1	3.6	40.0	13	18	14
111	1	1	1	2	2	8	1.4	1	0.0	0.1	7	5	4
111	2	1	1	2	3	64	1.4	1	1.5	6.5	11	19	17
117	1	1	2	28	34	32	2.8	6	0.2	0.4	17	10	10
117	2	1	1	26	29	64	2.3	4	3.4	11.8	14	14	16
131	1	1	1	4	2	64	9.4	1	0.6	0.4	9	8	6
131	2	1	1	10	3	64	11.4	1	8.8	18.8	17	16	15
136	1	1	1	6	4	4	0.5	4	0.3	0.0	11	10	9
136	2	1	1	8	5	4	0.5	1	2.1	0.7	12	13	15
145	1	1	1	14	8	4	1.3	1	0.0	0.0	6	7	3
145	2	1	1	4	3	4	0.5	1	0.7	0.9	15	14	11
148	1	1	16	4	13	128	24.2	4	10.3	0.2	8	7	8
148	2	1	3	4	9	256	18.6	4	3.0	33.6	14	18	14
156	1	1	3	22	11	32	2.2	2	0.4	1.9	9	11	11
156	2	1	1	27	19	32	1.9	2	6.2	14.7	15	18	18
179	1	1	1	3	3	4	0.5	1	0.0	0.2	10	8	4
179	2	1	1	3	3	4	0.5	1	1.3	2.6	16	17	9
188	1	1	1	3	2	32	1.9	2	0.0	0.3	8	6	5
188	2	1	2	4	4	32	1.8	4	1.0	11.0	16	17	14
192	1	1	1	11	7	4	0.5	1	0.1	1.2	10	6	1
192	2	1	3	8	7	4	0.5	1	1.3	8.1	16	15	5
194	1	1	1	1	1	4	0.5	1	0.0	0.1	5	7	5
194	2	1	100	13	1	128	9.6	10	0.9	3.4	13	11	10
209	1	1	1	22	23	128	16.0	2	0.2	0.5	6	9	8
209	2	1	2	18	18	128	12.0	2	7.1	21.0	14	17	11
217	1	1	2	4	7	32	3.2	1	0.1	0.1	7	4	6
217	2	1	2	1	3	16	2.7	1	0.9	6.2	15	11	14
218	1	1	1	179	92	512	54.7	23	0.3	0.3	11	10	8
218	2	1	10	169	81	512	38.8	30	8.0	9.2	15	16	14
227	1	1	2	18	2	16	0.5	1	0.1	0.1	7	7	4
227	2	1	2	14	1	8	0.5	1	1.5	6.6	15	15	14
230	1	1	1	2	1	4	0.5	1	0.1	0.1	11	5	5
230	2	1	2	1	2	8	0.5	1	3.9	5.5	21	18	16
233	1	1	1	2	1	8	0.5	1	0.0	0.1	7	8	4
233	2	1	3	2	2	32	0.5	1	2.4	7.5	11	16	13
244	1	1	1	19	7	32	3.9	1	0.2	0.5	12	12	9
244	2	1	1	26	7	64	3.3	2	2.6	19.4	11	13	14
258	1	1	1	25	21	4	0.5	3	1.9	2.9	11	9	8
258	2	1	2	41	21	4	0.5	3	14.9	34.7	15	13	15
261	1	1	43	89	49	128	35.6	13	2.0	4.1	13	15	13
261	2	1	46	109	62	128	46.4	17	8.0	14.5	13	14	12
277	1	1	37	25	16	128	7.5	7	0.0	0.1	9	7	7
277	2	1	23	39	25	128	10.8	6	0.5	3.2	11	16	16
280	1	1	7	16	7	32	5.2	1	0.4	1.1	10	10	11
280	2	1	1	14	7	32	4.1	1	5.3	22.1	16	11	15
104	1	2	1	2	7	64	7.5	2	0.6	0.4	9	8	8
104	2	2	1	45	56	512	63.7	21	27.3	19.3	15	14	11
108	1	2	1	30	23	64	4.4	2	0.7	0.2	10	7	10
108	2	2	13	131	64	128	21.6	16	17.1	4.1	12	15	11
125	1	2	6	6	1	2	0.5	1	1.2	10.6	15	16	14
125	2	2	1	13	3	32	5.2	5	5.9	14.6	14	13	14
126	1	2	8	2	4	2	0.5	1	1.2	0.4	9	13	12
126	2	2	10	14	26	32	2.1	5	34.0	19.5	15	17	16

CAIF S.A.
 María Bernarda Belay
 Farmacéutica
 Co - Directora Técnica
 M.P. 15.148


UTN	sample	group	PT	FHA	PRN	Aggl	FIM	IgA	Diph	Tet	Pollo-I	Pollo-II	Pollo-III
134	1	2	5	19	7	4	0.5	1	0.1	0.3	12	11	12
134	2	2	6	33	115	128	5.8	1	12.0	13.7	14	19	14
137	1	2	3	23	7	32	2.9	1	0.1	0.5	8	11	4
137	2	2	52	100	104	256	38.8	5	2.8	10.4	15	17	16
158	1	2	1	7	6	32	2.2	1	0.0	0.0	10	9	10
158	2	2	6	31	7	256	13.6	4	2.1	0.9	11	19	15
159	1	2	26	20	13	64	3.4	5	0.1	0.1	9	8	6
159	2	2	105	79	44	256	26.3	20	3.2	4.0	11	13	11
165	1	2	3	22	16	32	2.6	1	0.1	0.4	9	5	7
165	2	2	25	55	62	2560	186.0	24	11.6	39.3	18	18	15
166	1	2	1	8	1	8	1.4	1	0.2	0.1	10	12	5
166	2	2	3	43	29	128	21.9	11	10.5	3.9	16	17	15
171	1	2	1	2	4	4	0.5	4	0.1	0.1	11	10	9
171	2	2	1	13	46	32	3.2	4	8.8	5.9	13	10	9
175	1	2	1	6	5	64	2.7	1	0.1	0.2	9	8	7
175	2	2	25	28	32	128	26.4	45	3.8	8.0	12	17	14
211	1	2	1	5	5	32	2.5	1	0.1	0.1	10	7	4
211	2	2	61	10	8	256	56.0	6	3.4	3.4	16	18	11
212	1	2	1	3	11	64	4.0	1	0.3	0.5	9	8	9
212	2	2	70	41	31	512	62.9	6	44.7	26.1	11	15	11
222	1	2	1	3	11	16	1.2	7	0.1	0.8	15	6	4
222	2	2	38	16	44	128	23.4	21	4.1	9.1	10	14	11
226	1	2	1	12	1	4	0.5	2	0.1	0.4	9	10	7
226	2	2	1	22	41	64	9.7	6	4.8	17.9	13	15	14
240	1	2	1	2	17	128	6.8	1	0.5	0.2	11	7	8
240	2	2	3	109	333	512	60.8	6	25.9	9.1	13	15	13
243	1	2	1	3	2	4	0.5	1	0.1	0.2	5	6	3
243	2	2	1	49	20	128	17.7	8	12.0	9.2	15	15	11
245	1	2	1	2	1	4	0.5	1	0.1	0.1	8	4	5
245	2	2	3	90	9	128	27.9	8	5.0	10.5	17	16	15
246	1	2	1	14	6	4	0.5	2	0.1	0.3	6	6	5
246	2	2	1	95	27	4	0.5	4	3.5	6.0	16	12	11
262	1	2	4	3	4	4	1.0	1	0.3	0.2	6	7	6
262	2	2	2	36	19	64	6.1	8	21.2	14.0	15	13	11
107	1	3	1	1	3	8	0.5	1	0.1	0.1	11	6	9
107	2	3	1	1	6	8	0.5	1	7.1	14.0	11	17	20
113	1	3	1	5	3	16	0.5	1	0.1	0.1	5	7	3
113	2	3	1	7	3	16	1.4	2	3.0	5.0	16	13	16
119	1	3	1	2	2	32	1.8	1	0.1	0.1	8	9	6
119	2	3	1	1	5	16	1.7	3	1.3	13.7	13	15	15
132	1	3	6	2	1	4	0.5	3	0.1	1.2	10	11	8
132	2	3	4	3	6	4	0.5	3	2.2	17.5	11	17	17
142	1	3	1	26	8	32	5.9	5	0.2	0.3	6	6	5
142	2	3	1	21	6	64	3.5	5	1.3	1.6	14	17	16
150	1	3	1	1	1	4	1.7	1	0.1	0.1	9	7	2
150	2	3	1	1	1	4	1.3	1	1.3	1.8	13	12	11
161	1	3	1	4	9	32	2.2	1	0.1	0.2	9	6	7
161	2	3	1	4	11	32	1.8	1	12.7	6.2	17	21	16
163	1	3	1	2	14	32	2.2	2	0.2	0.1	11	7	7
163	2	3	1	2	5	4	1.0	3	11.7	13.0	14	15	15
167	1	3	1	2	42	8	1.2	1	0.5	0.4	11	8	9
167	2	3	1	4	59	8	1.3	1	0.1	0.2	15	16	15
176	1	3	2	12	4	4	0.5	1	0.0	0.1	10	6	6
176	2	3	1	6	3	4	0.5	1			17	17	16
180	1	3	2	1	2	32	10.6	1	0.1	0.3	8	7	4
180	2	3	1	1	1	64	4.0	1	1.6	28.6	15	17	9
186	1	3	1	17	7	32	1.0	3	0.1	0.4	8	10	6
186	2	3	1	9	5	16	0.5	1	3.8	42.7	16	19	17
203	1	3	1	11	3	8	1.6	1	0.3	0.3	10	8	7



UTN	sample	group	PT	FHA	PRN	Aggl	FIM	IgA	Diph	Tet	Polio-I	Polio-II	Polio-III
203	2	3	1	1	1	32	1.4	1	14.4	29.0	15	16	15
207	1	3	1	17	6	32	3.1	1	0.1	0.6	8	8	7
207	2	3	3	17	9	128	3.7	1	8.5	11.0	11	11	9
214	1	3	4	7	11	64	3.8	1	3.0	2.0	9	6	4
214	2	3	6	10	12	64	3.5	1	48.0	27.0	11	16	14
224	1	3	1	6	14	8	0.5	7	0.0	0.2	5	5	6
224	2	3	1	13	29	8	0.5	4	0.7	3.9	13	13	14
239	1	3	1	1	1	4	1.4	1	0.1	0.1	6	8	4
239	2	3	1	3	1	2	0.5	1	1.8	3.3	15	18	11
242	1	3	1	9	10	128	4.6	1	0.2	0.9	8	7	4
242	2	3											
249	1	3	1	2	1	4	0.5	1	0.1	0.1	11	9	8
249	2	3	1	1	1	4	0.5	1	2.9	4.4	16	12	11
260	1	3	10	2	4	4	2.7	1	0.1	0.1	8	10	8
260	2	3	2	3	2	4	2.1	1	0.9	3.3	13	14	16
269	1	3	1	7	3	64	3.1	2	0.2	0.5	7	6	5
269	2	3	1	5	1	32	2.6	1	2.2	17.0	13	14	11
278	1	3	2	42	29	8	1.1	6	0.1	0.1	6	8	4
278	2	3	6	31	21	4	1.3	5	3.8	15.1	15	11	15
102	1	4	5	9	7	32	2.3	2	0.2	0.6	11	9	5
102	2	4	38	64	16	256	20.3	8	7.4	7.4	13	17	15
114	1	4	4	67	57	32	3.6	4	0.1	0.6	10	14	5
114	2	4											
120	1	4	2	4	1	8	1.0	1	0.0	0.1	9	10	5
120	2	4	1	39	18	128	7.4	3	2.4	8.8	18	19	21
127	1	4	1	5	9	8	0.5	1	0.4	0.7	10	10	10
127	2	4	12	1	45	128	12.4	12	59.3	7.4	15	14	15
133	1	4	1	4	7	8	0.5	3	0.2	0.2	11	12	11
133	2	4	1	40	27	32	3.4	10	5.4	7.4	12	15	16
144	1	4	1	3	3	4	0.5	1	0.1	0.2	11	6	9
144	2	4	1	13	18	128	14.8	41	25.7	22.4	17	20	18
152	1	4	1	3	3	4	0.5	1	0.4	0.4	9	10	4
152	2	4	57	53	40	128	6.9	3	44.0	12.2	13	16	17
154	1	4	1	5	1	32	3.2	1	0.1	0.2	11	11	3
154	2	4	3	61	49	512	17.1	4	0.0	0.1	12	14	15
170	1	4	12	76	107	8	3.0	3	0.1	0.1	10	7	4
170	2	4	209	211	237	64	11.8	6	0.3	1.1	12	14	11
177	1	4	1	3	1	8	1.3	1	0.3	0.8	16	9	7
177	2	4	1	24	12	64	12.8	3	20.0	18.9	18	23	19
178	1	4	1	2	4	32	1.3	1	0.0	0.0	11	8	6
178	2	4	105	49	60	256	20.8	2	4.6	4.9	16	16	17
191	1	4	2	17	11	64	3.9	1	0.2	0.3	9	10	5
191	2	4	95	42	37	256	49.3	33	8.8	9.0	16	18	18
199	1	4	3	18	20	64	4.4	2	0.4	1.6	8	7	4
199	2	4	146	137	90	256	51.7	73	9.4	12.0	17	17	16
200	1	4	1	3	1	4	0.5	2	0.0	0.0	11	8	5
200	2	4	2	6	4	64	2.4	6	2.4	2.6	15	16	16
210	1	4	2	6	6	256	30.9	3	0.3	0.6	10	11	11
210	2	4	36	24	25	1280	104.6	36	6.1	14.9	12	13	15
216	1	4	2	6	10	4	0.5	2	0.7	0.9	10	9	9
216	2	4	7	21	29	256	21.4	5	34.1	14.8	12	13	11
235	1	4	1	2	4	4	0.5	1	0.1	0.2	7	7	8
235	2	4	1	49	24	4	0.5	33	9.8	21.3	16	15	18
236	1	4	1	4	11	64	3.2	1	0.2	0.2	9	7	7
236	2	4	36	21	43	512	51.0	8	22.0	40.1	13	19	17
255	1	4	2	3	6	32	3.2	2	0.2	0.3	11	11	7
255	2	4	42	26	55	512	45.0	5	8.7	4.0	12	15	15
257	1	4	1	16	55	4	2.3	3	0.3	1.5	12	12	12
257	2	4	2	56	217	256	44.4	10	27.3	29.6	14	15	15

CAIF S.A.
 Maria Bernarda Belay
 Farmacéutica
 Co - Directora Técnica
 M.P. 15.148


UTN	sample	group	PT	FHA	PRN	Aggl	FIM	IgA	Diph	Tet	Polio-I	Polio-II	Polio-III
271	1	4	1	2	2	16	2.3	1	0.3	0.3	9	10	7
271	2	4	1	29	20	128	10.5	7	4.1	8.1	18	15	14
273	1	4	1	4	1	4	0.5	1	0.1	0.1	7	9	5
273	2	4	3	19	5	4	2.3	5	9.3	6.0	16	16	12
276	1	4	1	7	4	32	2.5	3	0.1	0.3	10	9	2
276	2	4	1	64	30	256	37.7	17	3.9	5.5	16	18	17
110	1	5	1	3	13	8	1.0	1	0.1	0.2	10	9	7
110	2	5	24	48	518	16	2.7	1	2.4	6.2	14	18	15
116	1	5	5	1	5	4	2.4	1	0.1	0.2	11	10	10
116	2	5	131	175	82	32	2.3	1	4.4	3.3	13	14	13
121	1	5	7	28	12	16	1.4	2	0.1	0.1	9	10	7
121	2	5	72	200	233	32	3.6	1	5.4	10.0	16	17	13
128	1	5	2	10	12	16	0.5	1	0.1	0.2	11	9	6
128	2	5	16	607	828	32	0.5	2	0.1	0.6	14	18	18
138	1	5	3	12	1	32	3.0	1	0.0	0.1	11	10	7
138	2	5	96	156	38	64	3.1	1	0.5	14.7	13	15	14
151	1	5	1	18	1	2	0.5	1	0.0	0.0	9	5	5
151	2	5	8	60	47	2	0.5	1	1.0	1.6	15	14	16
153	1	5	1	1	1	4	1.6	1	0.1	0.3	9	9	8
153	2	5	342	279	339	8	3.1	2	6.8	17.4	18	17	17
160	1	5	3	136	4	32	2.1	2	0.1	0.2	9	7	7
160	2	5	14	589	110	4	2.3	1	1.9	18.6	18	16	14
169	1	5	1	6	5	32	1.9	1	0.3	1.4	8	9	7
169	2	5	33	125	143	4	1.6	1	6.5	21.1	12	15	14
182	1	5	2	9	4	2	0.5	1	0.1	0.1	9	8	3
182	2	5	69	1293	154	4	0.5	1	2.6	6.4	16	17	11
189	1	5	1	2	2	16	1.3	7	0.4	0.3	11	13	10
189	2	5	83	138	120	8	1.5	1	4.6	5.8	12	15	11
190	1	5	1	11	1	16	1.7	1	0.1	0.2	10	10	8
190	2	5	68	222	349	32	7.0	1	5.2	29.4	15	12	12
202	1	5	1	5	2	64	6.1	2	0.2	0.8	8	5	7
202	2	5	81	66	26	32	8.4	3	4.0	21.7	19	18	15
204	1	5	1	1	2	8	1.1	1	0.3	0.4	10	9	6
204	2	5	94	163	99	16	2.2	1	4.3	4.7	12	13	15
213	1	5	2	4	13	128	4.7	2	0.2	0.5	10	14	7
213	2	5	27	113	64	64	4.5	1	3.9	16.3	12	13	17
232	1	5	3	31	16	64	14.8	3	0.2	0.7	10	11	11
232	2	5	663	2041	357	64	24.2	3	8.1	40.0	14	16	17
241	1	5	5	23	11	128	7.8	1	0.1	0.3	12	15	14
241	2	5	96	172	25	64	8.2	3	1.7	6.3	16	15	14
253	1	5	1	10	15	32	1.9	1	0.3	0.4	11	9	10
253	2	5	11	316	292	32	1.9	2	3.2	4.2	17	16	15
254	1	5	5	30	9	64	5.4	1	0.3	0.5	10	10	8
254	2	5	23	124	200	32	5.2	1	5.6	7.8	16	15	15
267	1	5	4	2	4	4	0.5	1	8.9	10.4	10	8	5
267	2	5	10	23	202	4	0.5	1	0.5	3.5	15	16	14
270	1	5	5	15	5	32	1.1	3	0.1	1.0	7	8	7
270	2	5	722	1074	206	4	1.2	7	1.6	56.2	15	20	18
272	1	5	1	4	14	16	1.3	1	0.1	0.1	11	7	8
272	2	5	73	491	239	32	1.7	3	2.2	3.1	11	21	16
106	1	6	11	3	11	128	9.9	3	0.2	0.8	10	13	14
106	2	6	195	244	148	64	11.6	1	2.8	15.3	14	11	12
109	1	6	1	9	16	64	6.0	1	0.2	0.1	9	9	9
109	2	6	47	217	227	64	7.3	3	3.9	5.6	13	14	12
124	1	6	2	8	1	4	0.5	1	3.1	7.2	6	8	4
124	2	6	30	199	33	4	0.5	1	1.4	5.0	13	16	14
129	1	6	2	167	12	256	40.3	26	0.1	0.7	8	6	7
129	2	6	1065	2232	454	256	21.7	14	14.4	18.1	11	14	13
139	1	6	1	15	10	16	1.1	1	0.2	0.4	8	6	5



UTN	sample	group	PT	FHA	PRN	Aggl	FIM	IgA	Diph	Tet	Polio-I	Polio-II	Polio-III
139	2	6	148	981	305	32	2.9	1	8.1	8.5	16	11	12
140	1	6	1	12	21	64	4.2	3	0.4	0.4	19	9	9
140	2	6	48	1025	278	128	4.9	3	24.7	16.4	10	15	12
141	1	6	1	4	4	4	0.5	1	0.2	1.7	9	7	5
141	2	6	8	107	78	4	0.5	1	5.9	19.3	11	16	15
149	1	6	1	15	9	64	6.9	5	0.3	0.3	12	7	9
149	2	6	110	1553	436	64	8.5	6	11.6	14.8	16	14	19
172	1	6	1	7	11	32	2.5	2	0.3	2.5	10	10	11
172	2	6	170	1332	599	64	7.5	4	5.9	9.3	13	18	17
174	1	6	1	8	14	32	1.5	1	0.0	0.1	7	8	2
174	2	6	49	253	263	64	1.6	1	2.7	4.6	16	18	11
185	1	6	1	5	7	64	3.9	2	0.1	1.0	10	10	10
185	2	6	93	530	114	32	4.3	2	1.5	8.3	16	16	15
193	1	6	1	2	1	32	6.3	1	0.1	0.3	10	8	6
193	2	6	339	229	193	64	13.7	1	1.8	20.5	16	19	16
198	1	6	5	2	5	8	3.4	4	0.1	1.3	9	8	6
198	2	6	130	51	49	32	6.0	4	2.5	12.5	13	17	18
201	1	6	2	7	10	64	4.2	3	0.1	0.2	19	11	8
201	2	6	46	31	77	64	6.0	3	1.3	6.6	15	19	16
221	1	6	1	1	10	64	3.4	1	0.2	0.3	9	7	7
221	2	6	22	61	117	64	6.2	1	7.1	17.0	11	15	16
225	1	6	2	7	1	4	0.5	1	0.1	0.3	11	10	9
225	2	6	16	37	20	4	0.5	1	1.0	9.2	11	15	16
234	1	6	302	33	69	1024	62.1	29	0.1	0.0	9	8	6
234	2	6	1411	430	156	256	45.0	18	6.8	3.4	21	17	16
237	1	6	3	11	6	64	4.5	2	0.3	0.1	8	7	6
237	2	6	89	201	161	64	5.6	3	8.7	7.5	12	16	17
248	1	6	2	4	26	32	2.2	1	0.0	0.1	7	10	5
248	2	6	20	33	92	64	3.6	1	0.3	2.3	17	17	15
250	1	6	1	14	10	32	1.6	2	0.3	1.5	11	17	14
250	2	6	14	300	77	8	1.4	4	7.7	18.3	16	17	14
279	1	6	38	82	3	256	21.5	15	0.1	0.2	8	11	8
279	2	6	109	2148	156	128	21.8	22	1.8	3.5	14	15	11
103	1	7	1	10	5	4	0.5	3	0.1	0.3	9	11	11
103	2	7	4	123	12	4	0.5	3	1.2	6.4	13	11	11
105	1	7	5	6	3	2	0.5	1	0.0	0.0	19	8	12
105	2	7	1943	962	45	2	1.6	2	3.3	4.3	17	18	16
123	1	7	1	6	3	4	0.5	1	0.0	0.1	6	5	7
123	2	7	98	232	56	64	16.6	1	1.9	2.5	16	17	14
130	1	7	1	3	1	4	1.1	1	0.3	0.8	10	6	6
130	2	7											
143	1	7	1	6	4	8	1.1	6	0.1	0.2	11	10	7
143	2	7	114	262	80	32	5.5	5	3.5	9.5	14	16	16
146	1	7	1	9	7	4	0.5	1	0.2	0.2	12	10	10
146	2	7	154	223	70	64	8.3	1	4.8	5.2	11	18	15
157	1	7	1	2	16	32	3.9	2	0.2	0.6	8	9	7
157	2	7	5	168	290	256	24.0	2	4.2	31.5	18	18	17
162	1	7	2	9	7	32	2.2	1	0.1	0.3	12	11	10
162	2	7	182	1611	225	256	85.0	2	4.7	13.3	15	16	15
173	1	7	5	1	3	32	1.9	1	0.1	0.6	7	9	3
173	2	7	862	286	88	2560	212.7	1	3.0	16.0	20	16	12
181	1	7	2	4	1	2	0.5	1	0.1	0.1	6	8	5
181	2	7	78	136	32	2	0.5	1	2.7	3.3	5	14	13
184	1	7	1	9	6	8	0.5	1	0.0	0.1	10	10	8
184	2	7	250	241	139	128	12.7	3	1.2	12.6	15	16	12
196	1	7	1	2	1	8	0.5	1	0.2	0.8	6	10	7
196	2	7	156	310	41	256	56.8	3	5.4	14.8	13	11	9
215	1	7	4	3	11	16	3.2	3	0.2	0.4	9	10	8
215	2	7	136	291	37	256	32.7	6	4.8	13.5	15	11	16

CAIF S.A.
 María Bernarda Belay
 Farmacéutica
 Co - Directora Técnica
 M.P. 15.148

UTN	sample	group	PT	FHA	PRN	Aggl	FIM	IgA	Diph	Tet	Polio-I	Polio-II	Polio-III
219	1	7	5	7	2	16	0.5	1	0.1	0.3	8	7	1
219	2	7	100	154	22	128	12.4	1	4.7	8.6	13	15	11
220	1	7	2	6	6	8	1.3	1	0.1	0.2	9	9	6
220	2	7	23	134	27	128	19.5	1	7.3	13.8	15	16	16
223	1	7	4	3	8	32	3.8	1	0.2	0.3	8	9	8
223	2	7	69	209	71	64	9.8	1	2.0	6.3	15	14	16
229	1	7	1	36	9	4	2.0	3	0.3	1.1	10	7	5
229	2	7	62	500	96	64	11.9	4	6.3	12.4	13	16	13
231	1	7	5	8	1	4	0.5	1	0.0	0.1	5	5	3
231	2	7	396	696	19	16	0.5	1	0.5	4.1	15	13	10
251	1	7	1	5	3	8	3.1	2	0.1	0.2	10	9	7
251	2	7	216	505	73	512	24.5	3	9.8	24.2	12	15	15
252	1	7	1	8	27	32	3.9	3	0.4	0.6	11	13	12
252	2	7	4	210	514	128	16.5	3	2.5	21.8	15	11	15
263	1	7	15	7	25	128	9.8	33	0.1	0.9	9	9	4
263	2	7	496	109	517	64	19.4	41	0.9	14.4	17	16	15
266	1	7	2	5	1	2	0.5	1	0.0	0.2	9	11	4
266	2	7	36	157	95	4	2.0	1	0.5	3.9	15	16	8
268	1	7	2	13	10	4	0.5	2	0.1	0.6	8	7	6
268	2	7	51	341	74	8	1.0	3	0.7	7.3	12	13	15
112	1	8	3	9	13	4	1.1	2	0.2	0.2	8	7	7
112	2	8	100	400	9	64	2.5	6	10.8	6.1	14	16	14
115	1	8	2	12	8	4	0.5	1	0.2	0.3	11	10	9
115	2	8	84	165	6	8	1.8	1	3.3	7.2	13	15	14
118	1	8											
118	2	8											
122	1	8	5	14	6	4	0.5	1	0.5	0.6	6	7	4
122	2	8	44	204	7	4	1.3	1	3.2	10.7	15	14	10
135	1	8	1	26	3	4	0.5	1	0.2	0.5	11	6	6
135	2	8	33	192	5	32	1.8	2	4.9	22.4	13	11	15
147	1	8	1	5	1	2	1.3	1	0.4	0.1	9	7	6
147	2	8	89	242	1	64	9.0	1	5.4	3.6	12	15	16
155	1	8	3	5	9	4	0.5	4	0.0	0.2	11	10	6
155	2	8	75	51	6	4	1.4	3	1.0	5.9	19	12	14
164	1	8	1	3	16	8	0.5	1	0.0	0.1	11	11	4
164	2	8	95	36	23	32	3.1	1	0.8	3.2	13	11	19
168	1	8	1	5	3	2	0.5	1	0.1	0.2	8	7	4
168	2	8	280	153	1	4	0.5	2	7.6	23.2	12	13	14
183	1	8	9	28	6	64	1.2	1	0.1	0.2	10	7	8
183	2	8	65	156	8	64	5.9	1	2.5	9.1	13	17	11
187	1	8	2	9	26	8	0.5	1	0.1	0.5	8	5	4
187	2	8	32	249	41	32	1.7	2	2.4	65.3	16	14	14
195	1	8	1	17	6	32	3.0	2	0.3	0.3	9	9	7
195	2	8	133	414	6	128	15.8	3			16	16	16
197	1	8	1	6	1	32	4.5	1	0.1	0.5	11	10	6
197	2	8	65	122	3	32	6.9	2	4.4	16.8	12	12	14
205	1	8	2	42	49	32	1.6	1	0.0	0.2	5	8	5
205	2	8	78	760	43	64	4.5	1	1.3	30.3	15	14	15
206	1	8	1	11	5	4	0.5	1	0.0	0.1	8	4	6
206	2	8	88	240	8	32	2.3	1	2.9	1.6	14	14	11
208	1	8	1	6	5	128	9.6	1	0.4	0.4	7	7	5
208	2	8	148	136	11	256	30.1	2	3.2	8.7	15	14	14
238	1	8	1	3	4	8	0.5	1	0.2	0.1	18	9	7
238	2	8	55	58	7	16	2.1	1	6.9	10.9	15	14	17
247	1	8	1	1	1	4	0.5	1	0.1	0.2	5	3	2
247	2	8	257	48	6	8	0.5	1	0.8	5.9	15	15	13
256	1	8	1	15	7	32	0.5	1	0.1	0.2	10	11	4
256	2	8	34	225	12	32	0.5	2	0.7	4.2	15	19	16
259	1	8	40	28	8	64	6.3	5	0.1	0.1	8	7	5



UTN	sample	group	PT	FHA	PRN	Aggl	FIM	IgA	Diph	Tet	Polio-I	Polio-II	Polio-III
259	2	8	372	299	10	64	4.8	5	4.0	2.3	13	15	14
264	1	8	1	10	5	32	3.6	1	0.3	0.6	10	11	7
264	2	8	152	191	17	128	17.0	1	2.0	23.7	20	20	12
265	1	8	4	2	1	32	3.3	2	1.5	8.3	11	10	7
265	2	8	161	435	4	64	7.8	3	3.6	10.6	14	19	15
274	1	8	3	7	4	16	0.5	1	0.0	0.1	6	5	4
274	2	8	46	114	3	32	1.7	1	0.4	1.3	13	14	10
275	1	8	1	2	3	64	3.5	1	0.1	0.1	10	7	5
275	2	8	152	167	7	128	6.2	1	3.5	3.2	11	16	19

Legend:

- Group 1: DT-IPV
- Group 2: DTP-IPV
- Group 3: DT-IPVv
- Group 4: DTP-IPVv
- Group 5: ACV-SB
- Group 6: ACV-SBv
- Group 7: ACV-WL
- Group 8: ACV-PM


CAIF S.A.
Maria Bernarda Belay
Farmacéutica
Co.- Directora Técnica
M.P. 15.148

