



Simon Says




Let's learn prepositions of location
while we play Simon Says.

Notice the
napkin is not
under the
fork.

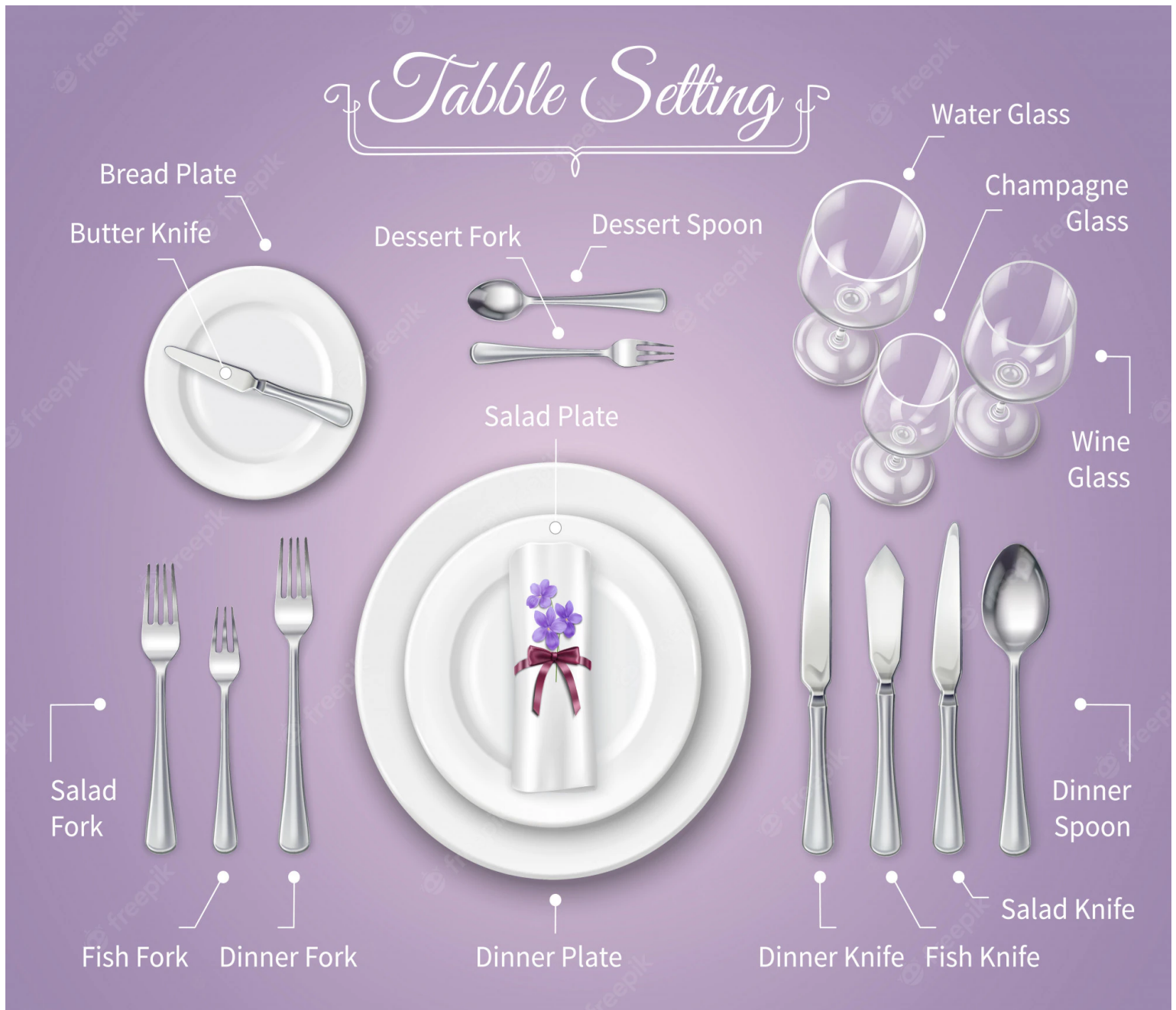




Place the
water glass
above the
knife.



ADVANCED TABLE SETTING



We are going to play
Simon Says with plasticware
(and maybe more items).



Give each student the
desired items.

*Let's begin the
game!*



The next two
pages are for the
teacher.



For this game of Simon Says, tell students you will be keeping track* and announce the winner at the end of the game.

Minutes later, tell the class everyone is a winner!

Each student writes their name on a raffle ticket to be put into a hat.

Discreetly put the name of the desired winner inside the sweatband/liner.

Mix the tickets like it is legitimate, close your eyes, and then look surprised when you select the name of the person you want to win.

* You are actually performing an assessment on who has learned what.

Simon Says: Put the knife, fork and spoon on the plate.

Simon Says: Put the fork, knife and spoon in the correct spot.

Simon Says: Put the fork next to the knife.

Simon Says: Put the fork, knife and spoon in the correct spot.

Simon Says: Put the knife under the plate.

Simon Says: Put the fork, knife and spoon in the correct spot.

Simon Says: Put the spoon above the plate.

Simon Says: Put the fork, knife and spoon in the correct spot.

Simon Says: Put the fork below the plate.

Simon Says: Put the plate between the fork and spoon, and the knife goes underneath the plate.

Simon Says: Put the knife by the fork.

Simon Says: Put the spoon near the knife and fork.

Simon Says: Put the fork, knife and spoon in the correct spot.

Simon Says: Put the knife opposite of the spoon.

Simon Says: Put the fork, knife and spoon in the correct spot.

Simon Says: Stand up and push your chair under the table.

You can use a cup, a napkin and even a placemat to give the game variation.

on	next to
in	among
at	opposite
by	between
above	behind
below	underneath
under	inside
over	outside
near	in front of
	close to