



Spherical Face Micrometers

SERIES 395, 295, 115

Technical Data

Accuracy: Refer to the list of specifications
 Flatness: .000024" / 0.6µm
 Display*: LCD
 Battery*: SR44 (1 pc.), **938882**
 Battery life*: Approx. 2.4 years under normal use
 Dust/Water protection level*: IP65
 *Digital models **Analog models

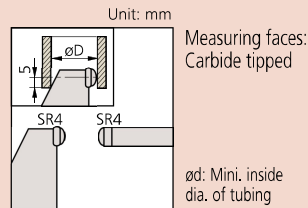
Function of Digital Model

Origin-set, Zero / ABS, Data hold, Data output,
 inch/mm conversion (on inch/metric models only)
 Function lock
 Alarm: Low voltage, Counting value composition error

Optional Accessories for Digital Model

05CZA662: SPC cable with data switch (40" / 1m)
05CZA663: SPC cable with data switch (80" / 2m)

Spherical anvil-spindle type



FEATURES

- IP65 water/dust protection (Series 395).
- Designed to measure the wall thickness of various tubing.
- With ratchet stop for constant force.
- With SPC output (Series 395).
- Non-slip grip finish (digital models).
- With digit counter (Series 295).
- With a standard bar except 0 - 1" and 0 - 25mm model.
- Supplied in fitted plastic case.



115-153



395-371-30

SPECIFICATIONS

Metric		Digital model with spherical anvil				
Range	Resolution	Order No.	Accuracy	Remarks	Mass (g)	
0 - 25mm	0.001mm	395-251-30 ^{S-F}	±2µm	D: 15mm	270	
		395-271-30 ^{S-S}	±2µm	D: 15mm	270	
25 - 50mm	0.001mm	395-252-30 ^{S-F}	±2µm	D: 15mm	330	
		395-272-30 ^{S-S}	±2µm	D: 15mm	330	
50 - 75mm	0.001mm	395-253-30 ^{S-F}	±2µm	D: 19mm	470	
		395-273-30 ^{S-S}	±2µm	D: 19mm	470	
75 - 100mm	0.001mm	395-254-30 ^{S-F}	±3µm	D: 20mm	625	
		395-274-30 ^{S-S}	±3µm	D: 20mm	625	

S-F: Spherical anvil and flat spindle
 S-S: Spherical anvil and spherical spindle

Metric		Mechanical counter model with spherical anvil				
Range	Graduation	Order No.	Accuracy	Remarks	Mass (g)	
0 - 25mm	0.01mm	295-115 ^{S-F}	±3µm	D: 10mm	220	
		295-215 ^{S-S}	±3µm	D: 10mm	220	

S-F: Spherical anvil and flat spindle
 S-S: Spherical anvil and spherical spindle

Metric		With spherical anvil				
Range	Graduation	Order No.	Accuracy	Remarks	Mass (g)	
0 - 25mm	0.01mm	115-115 ^{S-F*}	±3µm	D: 10mm	180	
		115-215 ^{S-S*}	±3µm	D: 10mm	180	
25 - 50mm	0.01mm	115-116 ^{S-F*}	±3µm	D: 11mm	240	
		115-216 ^{S-S*}	±3µm	D: 11mm	240	
50 - 75mm	0.01mm	115-117 ^{S-F*}	±3µm	D: 17mm	315	
		115-217 ^{S-S*}	±3µm	D: 17mm	315	
75 - 100mm	0.01mm	115-118 ^{S-F*}	±4µm	D: 18mm	375	
		115-218 ^{S-S*}	±4µm	D: 18mm	375	

S-F: Spherical anvil and flat spindle
 S-S: Spherical anvil and spherical spindle

Inch/Metric		Digital model with spherical anvil				
Range	Resolution	Order No.	Accuracy	Remarks	Mass (g)	
0 - 1" / 0 - 25.4mm	.00005" / 0.001mm	395-351-30 ^{S-F}	±.0001"	D: .59"	270	
		395-371-30 ^{S-S}	±.0001"	D: .59"	270	
1" - 2" / 25.4 - 50.8mm	.00005" / 0.001mm	395-352-30 ^{S-F}	±.0001"	D: .59"	330	
		395-372-30 ^{S-S}	±.0001"	D: .59"	330	
2" - 3" / 50.8 - 76.2mm	.00005" / 0.001mm	395-353-30 ^{S-F}	±.0001"	D: .75"	470	
		395-373-30 ^{S-S}	±.0001"	D: .75"	470	
3" - 4" / 76.2 - 101.6mm	.00005" / 0.001mm	395-354-30 ^{S-F}	±.00015"	D: .79"	625	
		395-374-30 ^{S-S}	±.00015"	D: .79"	625	

S-F: Spherical anvil and flat spindle
 S-S: Spherical anvil and spherical spindle

Inch		Mechanical counter model with spherical anvil				
Range	Graduation	Order No.	Accuracy	Remarks	Mass (g)	
0 - 1"	.0001"	295-153 ^{S-F*}	±.00015"	D: .40"	220	
		295-253 ^{S-S*}	±.00015"	D: .40"	220	

S-F: Spherical anvil and flat spindle
 S-S: Spherical anvil and spherical spindle
 *.0001" reading is obtained with vernier.

Inch		With spherical anvil				
Range	Graduation	Order No.	Accuracy	Remarks	Mass (g)	
0 - 1"	.0001"	115-153 ^{S-F*}	±.00015"	D: .40"	180	
0 - 1"	.0001"	115-253 ^{S-S*}	±.00015"	D: .40"	180	
1 - 2"	.001"	115-242 ^{S-S}	±.00015"	D: .44"	240	
2 - 3"	.001"	115-243 ^{S-S}	±.00015"	D: .67"	315	

S-F: Spherical anvil and flat spindle
 S-S: Spherical anvil and spherical spindle
 *.0001" reading is obtained with vernier.



Tube Micrometers

SERIES 395, 295, 115— Spherical and Cylindrical Anvils



FEATURES

- IP65 water/dust protection (Series 395).
- Designed to measure the wall thickness of various tubing.
- The Tube Micrometers have two combinations of measuring faces (carbide-tipped): spherical-flat type.
- With ratchet stop for constant force.
- With SPC output (Series 395).
- With digit counter (Series 295).
- With a standard bar except 0 - 1" and 0 - 25mm model.
- Supplied in fitted plastic case.
- Non-slip grip finish (digital models).

Pin Anvil Type



Technical Data

Accuracy: Refer to the list of specifications.
 Flatness: .000024" / 0.6µm
 Display*: LCD
 Battery*: SR44 (1 pc.), **938882**
 Battery life*: Approx. 2.4 years under normal use
 Dust/Water protection level*: IP65
 *Digital models

Function of Digital Model

Origin-set, Zero / ABS, Data hold, Data output, inch/mm conversion (on inch/metric models only)
 Function lock
 Alarm: Low voltage, Counting value composition error

Optional Accessories for Digital Model

05CZA662: SPC cable with data switch (40" / 1m)
05CZA663: SPC cable with data switch (80" / 2m)



SPECIFICATIONS

Metric Digital model with cylindrical anvil					
Range	Resolution	Order No.	Accuracy	Remarks	Mass (g)
0 - 25mm	0.001mm	395-261-30	±3µm	Type A	270
		395-262-30	±3µm	Type B	270
		395-263-30	±3µm	Type C	310
		395-264-30	±3µm	Type D	310

Inch/Metric Digital model with cylindrical anvil					
Range	Resolution	Order No.	Accuracy	Remarks	Mass (g)
0 - 1" / 0 - 25.4mm	.00005" / 0.001mm	395-362-30	±.00015"	Type B	270
		395-363-30	±.00015"	Type C	310
		395-364-30	±.00015"	Type D	310

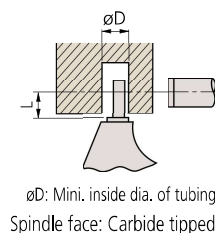
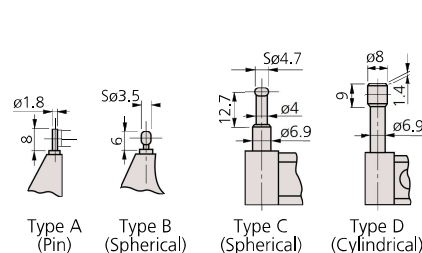
Metric Mechanical counter model					
Range	Graduation	Order No.	Accuracy	Remarks	Mass (g)
0 - 25mm	0.01mm	295-302	±3µm	Type A	210

Inch Mechanical counter model					
Range	Graduation	Order No.	Accuracy	Remarks	Mass (g)
0 - 1"	.0001"	295-313	±.00015"	Type C	210
		295-314	±.00015"	Type D	210

Metric With cylindrical anvil					
Range	Graduation	Order No.	Accuracy	Remarks	Mass (g)
0 - 25mm	0.01mm	115-302	±3µm	Type A	180
		115-308	±3µm	Type B	180
		115-315	±3µm	Type C	180
		115-316	±3µm	Type D	180
25 - 50mm	0.01mm	115-303	±3µm	Type A	240
		115-309	±3µm	Type B	240

Inch With cylindrical anvil					
Range	Graduation	Order No.	Accuracy	Remarks	Mass (g)
0 - 1"	.0001"	115-305	±.00015"	Type A	180
		115-313*	±.00015"	Type C	180
		115-314*	±.00015"	Type D	180

*.0001" reading is obtained with vernier.



Anvil	D	L
Type A	2	4
Type B	3.6	4
Type C	4.8	12
Type D	8.2	22