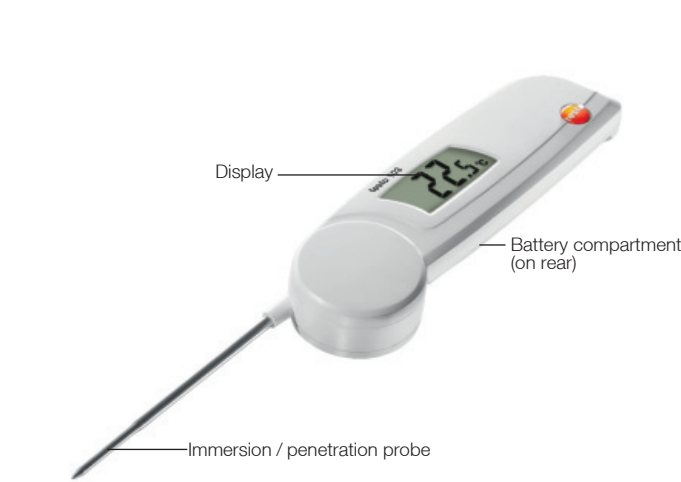


1. General Information

Please read this document through carefully and familiarise yourself with the operation of the product before using it. Keep this documentation to hand so that you can refer to it when necessary.

2. Product Description



4. Intended purpose

The testo 103 is a food thermometer. The product is designed for the following tasks/areas:

- Food sector: production, food service, spot check measurement
- Measuring liquids, pastes and semi-solid materials

The following product components are designed for continuous contact with foodstuffs in accordance with Regulation (EC) 1935/2004:

From the tip of the immersion/penetration probe up to 1 cm before the probe handle or the plastic housing. If provided, the information about penetration depths under point 7.2 in the instruction manual or the mark(s) on the immersion/penetration probes should be noted.

The product may not be used in the following areas:

- Potentially explosive areas
- For diagnostic measurements in the medical sector


3. Safety Information

- ⚠ Avoid electrical hazards:**
- Do not conduct measurements on or near live parts!
- ⚠ Preserving product safety / warranty claims:**
- Operate the instrument properly and according to its intended purpose and within the parameters specified. Do not use force.
 - Do not store with solvents (e. g. acetone).
 - Only open the instrument if this is expressly described in the documentation for maintenance purposes.


- ♻ Ensure correct disposal:**
- Dispose of defective rechargeable batteries and spent batteries at the collection points provided.
 - Send the instrument directly to us at the end of its life cycle. We will ensure that it is disposed of in an environmentally friendly manner.

6. Initial Operation

6.1 Configuring the unit


- 
- Open the battery compartment (e.g. using a coin).
 - Use a sharp instrument to move the switch to the desired temperature unit (°C/°F).
 - Close the battery compartment.

6.2 Inserting batteries

- 
- Open the battery compartment (e.g. using a coin).
 - Insert batteries (2 x CR2032). Observe the polarity!
 - Close the battery compartment.

7. Operation

The instrument switches off automatically 60 minutes after it has been switched on even if the immersion/penetration probe is open.


- 
- ### 7.1 Switching On / Off
- Switch on the instrument: open the immersion/penetration probe.
 - Switch off the instrument: close the immersion/penetration probe.

7.2 Measuring

- Observe the required immersion / penetration depth for correct readings: at least 23 mm.
- The housing must only be subjected to operating temperature between -20 and +60°C.
- Instrument is switched on.
- Immerse / penetrate the probe into the object being measured.
- The current reading is shown.

8. Service and Maintenance

8.1 Changing the batteries

- 
- Open the battery compartment (e.g. using a coin).
 - Insert batteries (2 x Type CR2032). Observe the polarity!
 - Close the battery compartment.

8.2 Cleaning the instrument


Only use weak, commercially available neutral/household cleaning agents (e.g. washing-up liquid) to clean the instrument. Do not use any aggressive cleaning agents or solvents!

- Wipe the housing and probe with a damp cloth.
- To disinfect the instrument, wipe it with an alcohol-soaked cloth.

5. Technical data

Feature	Values
Sensor type	NTC
Measurement range	-30...+220°C
Parameter	Temperature in °C/°F
Resolution	0.1°C/0.1°F
Accuracy	±0.5 °C (-30.0...+99.9°C) ±1% of the measurement range (+100.0...+220.0°C)
Response time t99	10 s (measured in moving liquid)
Measuring rate	2 measurements per second
Operating temperature	-20...+60°C
Transport/storage temperature	-30...+70°C
Power supply	2 x round cell type CR2032
Battery life	300 h (typically at 25°C)
Housing	ABS
Protection class	IP55
Dimensions	189 x 35 x 19 mm (immersion/penetration probe open)
Weight	49g (incl. round cells)
Display	LCD, single line, not illuminated
Standards	EN 13485 Certificates: see www.testo-international.com , Service&Support Download Center (registration required)
EC Directive	2004/108/EC
Warranty	2 years, warranty conditions: see www.testo.com/warranty


Information on standards

 This product complies with the EN 13485 standard

Suitability: S, T (storage, transport)
Environment: E (transportable thermometer)
Accuracy class: 0.5
Measurement range: -30...+220 °C

According to EN 13485, the measuring instrument should be checked and calibrated regularly under the terms of EN 13486 (recommended frequency: yearly).
Contact us for more information.

9. Questions and Answers

Questions	Possible causes	Possible solution
 lights up.	Batteries dead.	► Change batteries.
- - - lights up.	Measurement range exceeded.	► Measurements can only be carried out in the range specified.
Instrument cannot be switched on.	Batteries dead.	► Change batteries.
Instrument switches itself off.	The instrument switches off automatically 60 minutes after it is switched on.	► Close and reopen the immersion/penetration probe.

If we have not answered your question, please contact your local dealer or Testo's Customer Service.
For contact details, please visit www.testo.com/service-contact