

Thickness Gages

SERIES 547, 7

The Thickness Gages offer a quick and efficient means of inspection with their convenient grip handle, thumb trigger and spring-loaded spindle. The various models cover a wide range of applications.

FEATURES

- Wide range of applications with various types of measuring faces (on the spindle and anvil).

Flat Anvil Type

Standard Type / Digital



Deep Throat Type / Digital



Deep Throat Type / Dial

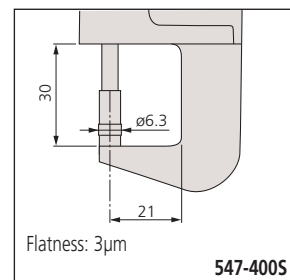


High Accuracy Type / Digital



- The digital models incorporate Mitutoyo's popular ID-C and ID-S Series Digimatic Indicators to provide error-free LCD readings as well as data output for SPC analysis.
- **547-400S** is ideally suited for measuring thicknesses of paper, film, wire, sheet metal and similar materials.

DIMENSIONS

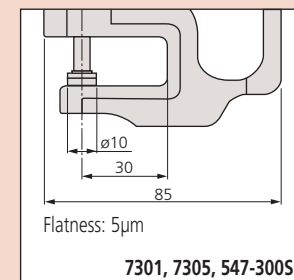


Technical Data Function of Digital Models

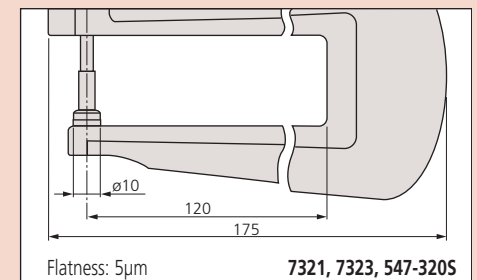
- IDS Types
- ON/OFF
 - Inch / mm Conversion
 - Origin
 - ±Direction Changeover
 - SPC Output
 - Battery Life: 20,000 hrs
 - Power Supply: Silver Oxide Cell (SR-44 1pc.)

- IDC Types
- ON/OFF
 - Inch / mm Conversion
 - Zero / ABS
 - ±Direction Changeover
 - SPC Output
 - Battery Life: 5,000 hrs
 - Power Supply: Silver Oxide Cell (SR-44 1pc.)
 - Preset
 - Provides GO / ±NG Judgement
 - Face Rotates 330°

DIMENSIONS



Unit: mm



Thickness Gages

SERIES 547, 7

Optional Accessories

- 905338:** SPC cable (40" / 1m) for digital type
905409: SPC cable (80" / 2m) for digital type
902794: Spindle lifting lever for IDS digimatic type (stroke .5" / 12.7mm)
21AZB149: Spindle lifting lever for digimatic and dial thickness gage (stroke .5" / 12.7mm)
21AZB150: Spindle lifting lever for dial indicator (stroke 1" / 25.4mm)

Flat Anvil Type

SPECIFICATIONS

Inch/Metric		Digital Type			
Range	Order No.	Resolution	Accuracy	Measuring force	Indicator
0 - .47" / 0 - 12mm	547-500	.0005"/0.01mm	±.001"	1.5N or less	Digimatic IDS
0 - .47" / 0 - 12mm	547-520	.0005"/0.01mm	±.001"	1.5N or less	Digimatic IDS
0 - .47" / 0 - 12mm	547-526	.0001"/0.001mm	±.0002"	1.5N or less	Digimatic IDS
0 - .4" / 0 - 10mm	547-300S	.0005"/0.01mm	±.001"	1.5N or less	Digimatic IDC
0 - .4" / 0 - 10mm	547-320S	.0005"/0.01mm	±.001"	1.5N or less	Digimatic IDC
0 - .47" / 0 - 12mm	547-400S	.00005"/0.001mm	±.00015"	3.5N or less	Digimatic IDC

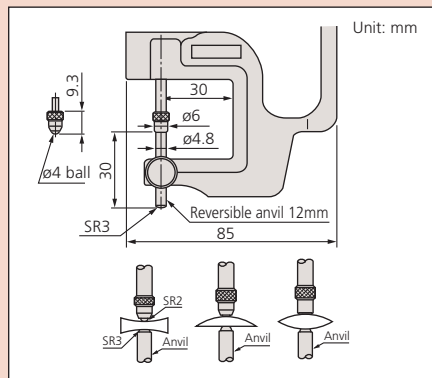
Inch Dial Type

Range	Order No.	Graduation	Accuracy	Measuring force	Remarks
0 - .05"	7326S	.0001"	±.0002"	1.4N or less	Fine dial reading, ceramic spindle/anvil
0 - .5"	7300S	.001"	±.001"	1.4N or less	Standard, ceramic spindle/anvil
0 - 1"	7304S	.001"	±.002"	2.0N or less	Standard, ceramic spindle/anvil
0 - 1"	7322S	.001"	±.002"	2.0N or less	Deep throat, ceramic spindle/anvil

Metric Dial Type

Range	Order No.	Graduation	Accuracy	Measuring force	Remarks
0 - 1mm	7327	0.001mm	±5µm	1.4N or less	Fine dial reading, ceramic spindle/anvil
0 - 10mm	7301	0.01mm	±15µm	1.4N or less	Standard, ceramic spindle/anvil
0 - 20mm	7305	0.01mm	±20µm	2.0N or less	Standard, ceramic spindle/anvil
0 - 10mm	7321	0.01mm	±15µm	1.4N or less	Deep throat, ceramic spindle/anvil
0 - 20mm	7323	0.01mm	±22µm	2.0N or less	Deep throat, ceramic spindle/anvil

DIMENSIONS



Lens thickness measurement (reverse anvil)



SPECIFICATIONS

Inch/Metric		Digital Type			
Range	Order No.	Resolution	Accuracy	Measuring force	Indicator
0 - .47" / 0 - 12mm	547-512	.0005"/0.01mm	±.001"	1.5N or less	Digimatic IDS
0 - .47" / 0 - 12mm	547-312S	.0005"/0.01mm	±.001"	1.5N or less	Digimatic IDC

Inch Dial Type

Range	Order No.	Graduation	Accuracy	Measuring force	Remarks
0 - .5"	7312S	.001"	±.001"	1.4N or less	Lens thickness

Metric Dial Type

Range	Order No.	Graduation	Accuracy	Measuring force	Remarks
0 - 10mm	7313	0.01mm	±15µm	1.4N or less	Lens thickness

Thickness Gages

SERIES 547, 7

Tube thickness measurement



SPC
ABSOLUTE
Single Point Indicator by MITUTOYO



SPECIFICATIONS

Inch/Metric		Digital Type			
Range	Order No.	Resolution	Accuracy	Measuring force	Indicator
0 - .47" / 0 - 10mm	547-561	.0005"/0.01mm	±.001"	1.5N or less	Digimatic IDS
0 - .47" / 0 - 12mm	547-3615	.0005"/0.01mm	±.001"	1.5N or less	Digimatic IDC

Inch		Dial Type			
Range	Order No.	Graduation	Accuracy	Measuring force	Remarks
0 - .5"	73615	.001"	±.001"	1.4N or less	Tube thickness

Metric		Dial Type			
Range	Order No.	Graduation	Accuracy	Measuring force	Remarks
0 - 10mm	7360	0.01mm	±15µm	1.4N or less	Tube thickness

Groove thickness measurement (Blade anvil type)



SPC
ABSOLUTE
Single Point Indicator by MITUTOYO



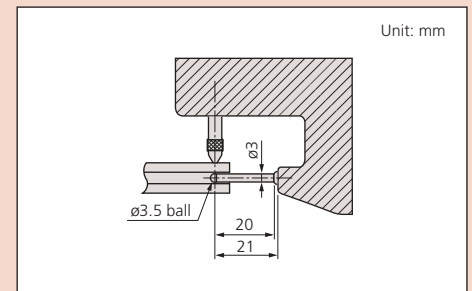
SPECIFICATIONS

Inch/Metric		Digital Type			
Range	Order No.	Resolution	Accuracy	Measuring force	Indicator
0 - .47" / 0 - 12mm	547-516	.0005"/0.01mm	±.001"	1.5N or less	Digimatic IDS
0 - .47" / 0 - 10mm	547-3165	.0005"/0.01mm	±.001"	1.5N or less	Digimatic IDC

Inch		Dial Type			
Range	Order No.	Graduation	Accuracy	Measuring force	Remarks
0 - .5"	73165	.001"	±.001"	1.4N or less	Groove thickness

Metric		Dial Type			
Range	Order No.	Graduation	Accuracy	Measuring force	Remarks
0 - 10mm	7315	0.01mm	±15µm	1.4N or less	Groove thickness

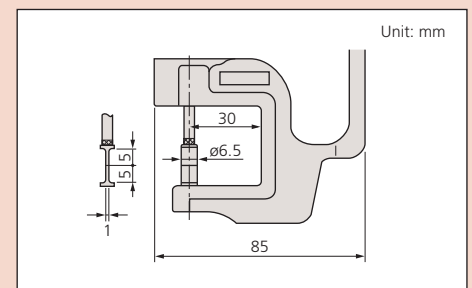
DIMENSIONS



Optional Accessories

- 905338: SPC cable (40" / 1m) for digital type
- 905409: SPC cable (80" / 2m) for digital type
- 902794: Spindle lifting lever for IDS digimatic type (stroke .5" / 12.7mm)
- 21AZB149: Spindle lifting lever for digimatic and dial thickness gage (stroke .5" / 12.7mm)
- 21AZB150: Spindle lifting lever for dial indicator (stroke 1" / 25.4mm)

DIMENSIONS



Thickness Gages

SERIES 547, 7

Universal Type (interchangeable anvils)



547-528

SPECIFICATIONS

Inch/Metric Digital Type

Range	Order No.	Resolution	Accuracy	Measuring force	Indicator
0 - .47" / 0 - 12mm	547-528	.0005"/0.01mm	±.001"	1.5N or less	Digimatic IDS

Inch Dial Type

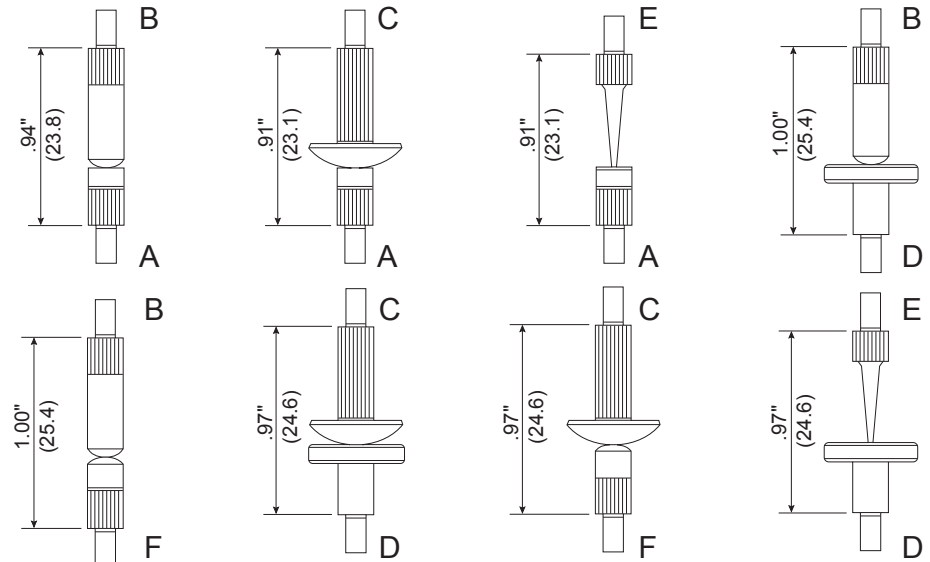
Range	Order No.	Graduation	Accuracy	Measuring force	Remarks
0 - .4"	73285	.001"	±.001"	1.5N or less	Interchangeable anvils

Optional Accessories

- 905338:** SPC cable (40" / 1m) for digital type
- 905409:** SPC cable (80" / 2m) for digital type
- 902011:** Spindle lifting lever for metric dial type (stroke 10mm)
- 902794:** Spindle lifting lever for digital and inch dial type (stroke .4" / 10mm)

Standard Accessories

Recommended Combinations



- | | | |
|--------------------|-----------------|--------------|
| A. 133017 | Flat Point | ø.20 |
| B. 21AAA033 | Shell Point | .16" Radius |
| C. 21BZA767 | Spherical Point | .36" Radius |
| D. 101188 | Flat Point | ø.50 |
| E. 21AAA030 | Needle Point | .016" Radius |
| F. 21AAA032 | Shell Point | .16" Radius |