






EARTH KITS – EARTH AND RESISTIVITY KITS

You have just purchased an earth or earth and resistivity kit from among the following references. We thank you for your confidence in Chauvin Arnoux instruments.

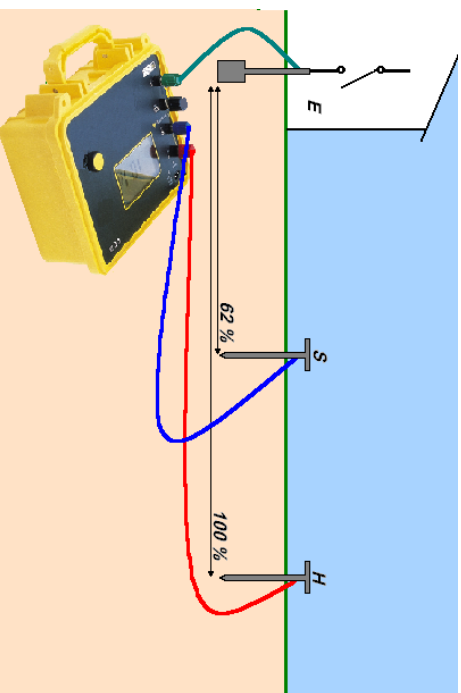
Code	Description	Composition														
		coil 150m red (H)	coil 150m blue (S)	coil 100m red (H)	coil 100m blue (S)	coil 50m red (H)	coil 50m blue (S)	reel 10m green (E)	coil 30m green (E)	coil 100m green (E)	coil 30m black (ES)	earth rod	hammer	fork terminals	standard case	reinforced case
P01.1020.20	1P loop kit								1			1				
P01.1020.21	3P method earth kit (50m)					1	1	1				2	1	5	1	
P01.1020.22	3P method earth kit (100m)			1	1			1				2	1	5	1	
P01.1020.23	3P method earth kit (150m)	1	1					1				2	1	5		1
P01.1020.40	earth & resistivity kit (50m)					1	1		1		1	4	1	5	1	
P01.1020.24	earth & resistivity kit (100m)			1	1			1		1	1	4	1	5		1
P01.1020.25	earth & resistivity kit (150m)	1	1					1		1	1	4	1	5		1
P01.1020.30	additional resistivity pack (100m)									1	1	2			1	

Description	Code	Description	Code						
<ul style="list-style-type: none"> ▪ red wire on coil <table style="margin-left: 20px; border: none;"> <tr> <td style="width: 50px;">50m</td> <td>P01.2952.62</td> </tr> <tr> <td>100m</td> <td>P01.2952.61</td> </tr> <tr> <td>150m</td> <td>P01.2952.60</td> </tr> </table> 	50m	P01.2952.62	100m	P01.2952.61	150m	P01.2952.60		<ul style="list-style-type: none"> ▪ T earth rod <div style="text-align: center; margin: 5px 0;">  </div> 	P01.1020.31
50m	P01.2952.62								
100m	P01.2952.61								
150m	P01.2952.60								
<ul style="list-style-type: none"> ▪ blue wire on coil <table style="margin-left: 20px; border: none;"> <tr> <td style="width: 50px;">50m</td> <td>P01.2952.65</td> </tr> <tr> <td>100m</td> <td>P01.2952.64</td> </tr> <tr> <td>150m</td> <td>P01.2952.63</td> </tr> </table> 	50m	P01.2952.65	100m	P01.2952.64	150m	P01.2952.63		<ul style="list-style-type: none"> ▪ set of 5 fork terminals (adapters with spade lug terminals Ø 4mm banana screw terminals) <div style="text-align: center; margin: 5px 0;">  </div> 	P01.1020.28
50m	P01.2952.65								
100m	P01.2952.64								
150m	P01.2952.63								
<ul style="list-style-type: none"> ▪ green wire on coil <table style="margin-left: 20px; border: none;"> <tr> <td style="width: 50px;">30m</td> <td>P01.2952.68</td> </tr> <tr> <td>100m</td> <td>P01.2952.66</td> </tr> </table> 	30m	P01.2952.68	100m	P01.2952.66		<ul style="list-style-type: none"> ▪ soft carrying case (standard) (400 x 215 x 540 mm) <div style="text-align: center; margin: 5px 0;">  </div> 	P01.2980.66		
30m	P01.2952.68								
100m	P01.2952.66								
<ul style="list-style-type: none"> ▪ black wire on coil <table style="margin-left: 20px; border: none;"> <tr> <td style="width: 50px;">30m</td> <td>P01.2952.67</td> </tr> </table> 	30m	P01.2952.67		<ul style="list-style-type: none"> ▪ reinforced carrying case (prestige) (580 x 280 x 325 mm) <div style="text-align: center; margin: 5px 0;">  </div> 	P01.2980.67				
30m	P01.2952.67								
<ul style="list-style-type: none"> ▪ green wire on reel <table style="margin-left: 20px; border: none;"> <tr> <td style="width: 50px;">10m</td> <td>P01.1020.26</td> </tr> </table> 	10m	P01.1020.26		<ul style="list-style-type: none"> ▪ set of 4 coil handles <div style="text-align: center; margin: 5px 0;">  </div> 	P01.1020.29				
10m	P01.1020.26								

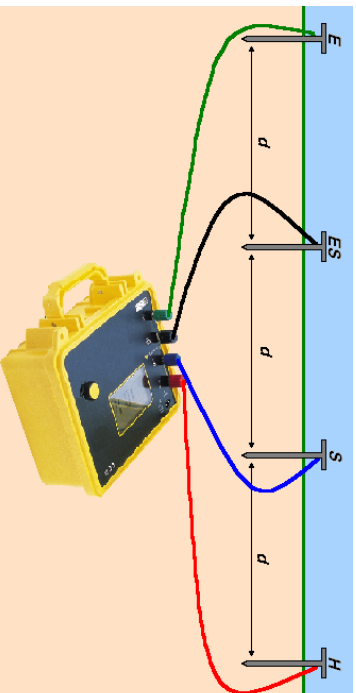
Available spare parts :

Chauvin Arnoux earth and earth & resistivity kits are ideal for :

- Resistance measurement of normative earth rod on powered down installations using 2 auxiliary rods (by 62% method).



- Soil resistivity measurement by the Wenner method : $\rho_w = 2 \cdot \pi \cdot d \cdot R_{S-ES}$



- Soil resistivity measurement by the Schlumberger method : $\rho_s = (\pi \cdot (d^2 - A^2/4) \cdot R_{S-ES}) / A$

