

RocketStor 6661A-2USB

Thunderbolt™ 3 to 2x 10Gb/s USB 3.1 Adapter



Quick Installation Guide

V1.00

1. HighPoint RocketStor 6661A-2USB

The RocketStor 6661A-2USB allows you to use USB 3.1 Type-C & Type-A PCIe 3.0 HBA to your Thunderbolt™ 3 capable computing platform. The ultra slim, lightweight design is ideal for compact form-factor workstation and portable computers, and is fully compatible with Mac platforms.

Key features:

- Rugged, Ultra-Slim, Aluminum Enclosure
- Dual Thunderbolt™ 3 Ports
- Dual Ultra-Quiet, High-Efficiency Cooling Fans
- External 60W Power Supply
- Easy Plug and Play design
- Daisy-chain up to six Thunderbolt™ devices
- Backward capable with industry standard USB 3.0 and USB 2.0 peripherals


2. System Requirements

- PC or Mac System with Thunderbolt™ 3 support
- Windows 10, macOS 10.10 or later

3. What's in the box

- RocketStor 6661A-2USB enclosure
- Quick Installation Guide
- Power Adapter
- Thunderbolt™ 3 Cable

4. RocketStor 6661A-2USB Hardware



5. Setup Procedures

Step 1: Connect the Power Adapter to the RocketStor 6661A-2USB.



Step 2: Connect the RocketStor 6661A-2USB to the host system using a Thunderbolt™ cable.



6. Verifying installation

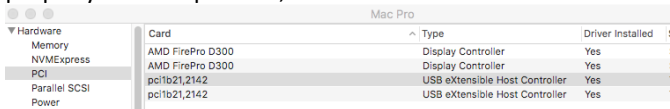
Verify the installation -macOS

The macOS will automatically recognize the device after booting up. To verify the RS6661A-2USB driver status;

Click the Apple icon on top left of the screen, and select **About This Mac**, and then select **More Info**. Next, select **System Report**, and click **Thunderbolt** on left side of the **System Information** pane. The RocketStor 6661A device should be listed under **Thunderbolt Bus**:



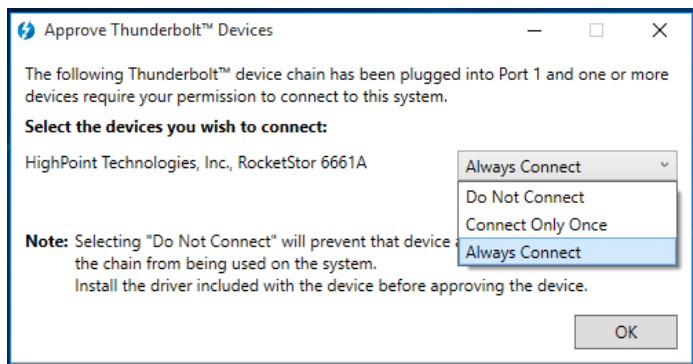
Click **PCI cards** on the left side. Verify if the driver is installed properly for the “pci1b21,2142” USB eXtensible Host Controller.



Verify the installation -Windows

Please install the Thunderbolt Software from the system motherboard provider first.

After connecting the RocketStor 6661A-2USB to the system, a pop-up window should be displayed asking you approve or reject the Thunderbolt Device connection.



Select “Always Connect” from the drop-down menu, then click **OK**.

Next, open the device manager. Expand the “Universal Serial Bus Controllers” entry. If the driver is installed properly, an “ASMedia xHCI Controller” entry should be displayed.



FCC Part 15 Class B Radio Frequency Interference statement

This equipment has been tested and found to comply with the limits for a Class B digital device, pursuant to part 15 of the FCC Rules. These limits are designed to provide reasonable protection against harmful interference in a residential installation. This equipment generates uses and can radiate radio frequency energy and, if not installed and used in accordance with the instructions, may cause harmful interference to radio communications. However, there is no guarantee that interference will not occur in a particular installation. If this equipment does cause harmful interference to radio or television reception, which can be determined by turning the equipment off and on, the user is encouraged to try to correct the interference by one or more of the following measures:

- Reorient or relocate the receiving antenna.
- Increase the separation between the equipment and receiver.
- Connect the equipment into an outlet on a circuit different from that to which the receiver is connected.
- Consult the dealer or an experienced radio/TV technician for help.

Modifications not expressly approved by the manufacturer could void the user's authority to operate the equipment under FCC rules. This device complies with part 15 of the FCC Rules. Operation is subject to the following two conditions: (1) this device may not cause harmful interference, and (2) this device must accept any interference received, including interference that may cause undesired operation. European Union Compliance Statement This Information Technologies Equipment has been tested and found to comply with the following European directives:

- European Standard EN55022 (1998) Class B
- European Standard EN55024 (1998)

7. Support information

If you encounter any problems while utilizing the HighPoint RocketStor 6661A-2USB, or have any questions about this or any other HighPoint Technologies, Inc. product, feel free to contact our Customer Support Department.

Web Support: <http://www.highpoint-tech.com/websupport/>