


SSD7101A-1 Fan



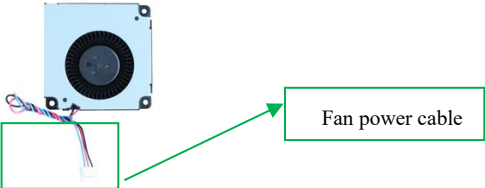


Quick Installation Guide V1.00

Kit Contents

- 1x SSD7101A-1 Fan

SSD7101A-1 Fan Hardware


Front View	Back view
	
Fan power cable	
	

Hardware Requirements


- The SSD7101A-1 Fan is compatible with SSD7101A-1 (*Sold Separately*)

SSD7101A-1 Fan Installation

1. First, affix the prepared fan on the SSD7101-A product with 3 screws.




2. After the fan is affixed, wind the fan wire and fix it. Then plug in the fan power cable.



***Note:** the installation is firm and the position is correct.*

3. After the fan is installed, please check whether there is no obstruction when turning the fan manually. If there is any obstruction, please check whether there is any obstruction around the fan.
4. After the fan cable is installed, please check whether the cable is intact and undamaged. If it is damaged, please replace it with a new one and reinstall it.
5. Successful installation of the SSD7101A-1 Fan:



SSD7101A-1 Fan Removal

- 1 First remove all the 3 fixing screws of the fan with an electric screwdriver.
- 2 Then unplug the fan power cable.

***Note:** To avoid damage to the overall fan and wires, please be careful not to press the product during installation/removal.*

Compatible NVMe Controllers

SSD7101A-1



4x M.2 Port to PCIe 3.0 x16 NVMe
RAID Controller

Resources

Product reference page:

<https://www.highpoint-tech.com/nvme-accessories>

Support SSD7101A-1 RAID Controller:

<https://www.highpoint-tech.com/nvme-2/ssd7101a-1>

NVMe FAQ & Troubleshooting Information:

[FAQ - HighPoint Technologies, Inc. \(helpjuice.com\)](#)

Customer Support

If you encounter any problems while utilizing the SSD7101A-1 Fan, or have any questions about this or any other HighPoint Technologies, Inc. product, feel free to contact our Customer Support Department.

***Note:** If your SSD7101A-1 is still within warranty, please [contact us](#) to replace the Fan. Replacing the fan, while your product is still within warranty, will void your warranty.*

Web Support:

<https://www.highpoint-tech.com/support-and-services>

HighPoint Technologies, Inc. websites:

<https://www.highpoint-tech.com/>