



## **RocketStor 6434TS/6438TS**

### **4-bay / 8-bay SAS/SATA Hot-Swappable Tower RAID Enclosure**



### **Quick Installation Guide**

**V1.00**

## **RocketStor 6434TS/6438TS Overview**

The RocketStor 6434TS/6438TS include a RocketStor 6434S/6438S, a RocketRAID 3742A HBA and SFF-8644 cables, which are stylish, high-quality storage tower enclosures that feature external 12Gb/s Mini-SAS ports and removable hot-swap bays which support any 2.5" or 3.5" SAS/SATA Drive or SSD of your choice.

The enclosure features built in LEDs and an audible alarm that quickly notify administrators in the case of hardware failure or environmental warning such as power loss or overheating.

## **System Requirements**

- Windows 7, Windows server 2008 and later  
Microsoft Hyper-V
- Linux kernel 3.10 and later (Redhat/Ubuntu/Debian/Fedora)
- macOS 10.13 ~ macOS Monterey 12.x  
Support Intel and M1 chip

## **RocketStor 6438TS Kit Contents**

- 1x Quick Installation Guide
- 1x 8-Bay Tower Enclosure
- 8x Drive Trays
- 40x 3.5" HDD mounting screws
- 40x 2.5" SSD mounting screws
- 1x UL Power Cord
- 1x 16-Port SAS 12Gb/s PCIe3.0 x8 Host Adapter
- 2x SFF-8644(Mini-SAS) Cable

## **RocketStor 6434TS Kit Contents**

- 1x Quick Installation Guide
- 1x 4-Bay Tower Enclosure
- 4x Drive Trays
- 20x 3.5" HDD mounting screws
- 20x 2.5" SSD mounting screws
- 1x UL Power Cord
- 1x 16-Port SAS 12Gb/s PCIe3.0 x8 Host Adapter
- 1x SFF-8644(Mini-SAS) Cable

# RocketStor 6434TS/6438TS Hardware

## Front View

### RS6438TS



### RS6434TS



## RocketStor 6434S/6438S Panel Layout

*Take RocketStor 6438S as an example*



**Disk Present LED:** Solid Blue

**Disk Active LED:** Flash Blue

**Power LED:** Solid Blue (Normal Status)

**Warning LED:** Flash Yellow. The enclosure's temperature has exceeded the warning threshold 55°C or the fan speed is below normal operating levels 700rpm/min

**Fail LED:** Red light. The temperature is greater than 60°C, solid red light; the fan speed is less than 500 rpm/min, the red light is flashing, and generate an audible alarm

**LED display:** 16x2 LCD display with user-controlled blue backlight

**Navigation key:** 4x navigation keys to control enclosures Fan Speed/Beeper and monitor temperature



**Power Switch:** Enclosure power switch



**AC Power Input:** Connecting AC power cord

**Mute Button:** Mute the internal enclosure alarm buzzer

**2x SFF-8644 Mini-SAS Connector:** SFF-8644 cable connector for HBA connection

**Kensington Lock Slot:** Use a computer lock through the keyhole to lock the device to prevent theft

## Disk Tray



## Required Accessories

Certified cable is available directly from HighPoint and our authorized resellers. For more information, please contact our Sales Department ([sales@highpoint-tech.com](mailto:sales@highpoint-tech.com)).

1. RocketStor 6434S/6438S is used in conjunction with the RocketRAID 3742A, and the two are combined to form Turbo RAID Tower Enclosure - RS6438TS/6434TS, which are connected via SFF-8644.
2. Each SFF-8644 to SFF-8644 cable can support up to four SAS/SATA hard drives or SSDs.
3. RocketStor 6434S/6438S and RocketRAID 3742A can be connected to Mac or PC platform with RocketStor 6661A.

***Note: PC host must support Intel Thunderbolt™ 3***






## RocketStor 6434TS/6438TS Hardware Installation

*Note: Make sure the system is powered-off before installing the RAID Controller.*

1. SFF-8644 to SFF-8644 cable connects to the SFF-8644 connector on the left side of RocketRAID 3742A.



2. The other end of the SFF-8644 to SFF-8644 connects to the RS6434S or RS6438S SFF-8644 connector as illustrated below, the RS6438S connects to SAS/SATA hard drives or SSDs, and connect to AC power.



The channel of the RS6438TS is displayed as follows:



The channel of the RS6434TS is displayed as follows:

Connect to port **a** of RR3742A(Figure1), Connect to port **b** of RR3742A(Figure2):



Figure1

Figure2

3. Connect RocketRAID 3742A into the PCIe 3.0/4.0 x8 or x16 slot of the motherboard.

## Optional Certified Cable & Controller Accessories

### Device Cables

8644-HSAS-110



SFF-8644 to SFF-8644 cable

Length: 1M

### Thunderbolt™ 3 PCIe Expansion Chassis

RocketStor 6661A



Thunderbolt™ 3 40Gb/s Ports,  
Support Mac & PC platform

## Resources

A variety of manuals, guides and FAQs are available for RocketStor 6434TS/6438TS. In addition, we recommend visiting the Software Downloads webpage for the management interfaces, and installation guides.

### Software Download:

Installation Guide, HDD & SSD Compatibility Lists:

<https://www.highpoint-tech.com/rs6430ts-overview>

### Certified Accessories:

<https://www.highpoint-tech.com/rr-accessories>

<https://www.highpoint-tech.com/rr3700-overview>

### FAQ & Troubleshooting:

<https://www.highpoint-tech.com/support-and-services>

## Customer Support

If you encounter any problems while utilizing the RocketStor 6434TS/6438TS, or have any questions about HighPoint Technologies, Inc. products & solutions, feel free to contact our Customer Support Department.

Web Support:

<https://www.highpoint-tech.com/support-and-services>

HighPoint Technologies, Inc. websites:

<https://www.highpoint-tech.com>

© Copyright 2022 HighPoint Technologies, Inc. All rights reserved.