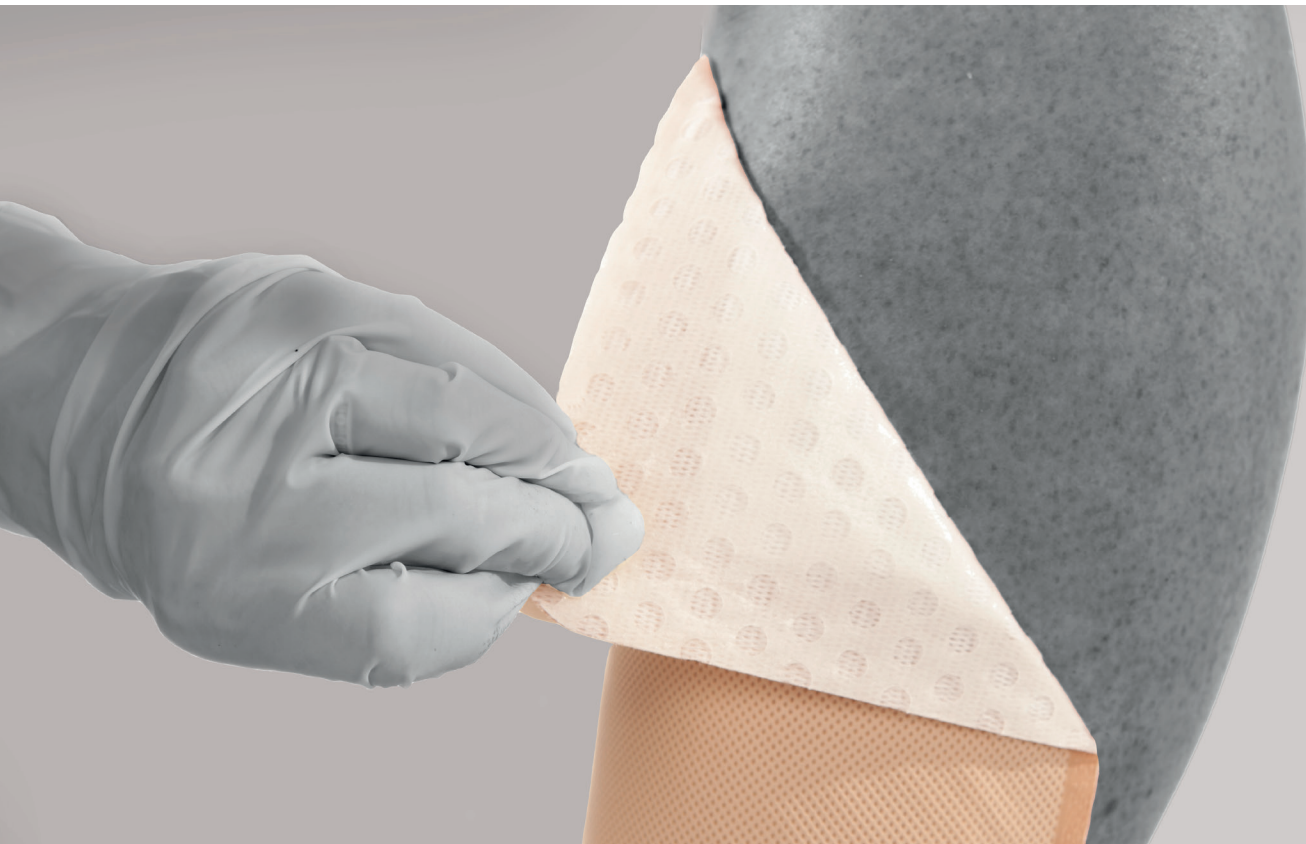


# Eclipse<sup>®</sup>

## Super Absorbent Dressing Range



## Effective exudate management

Distributed by

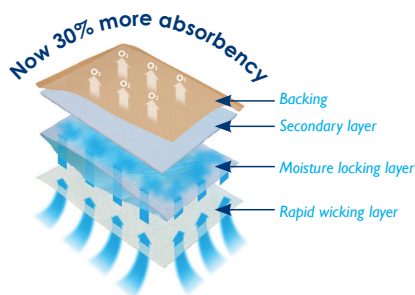


[www.mediusa.com](http://www.mediusa.com)

**Adv**ancis<sup>®</sup>  
Medical

[www.advancismedical.com](http://www.advancismedical.com)

# How do the layers of the Eclipse® dressings work?



## The backing

The water-resistant barrier backing on Eclipse® dressings are bacteria and viral proof and critically prevent strike-through.



## Secondary layer

This layer sits underneath the backing and on top of the moisture locking layer.



## Moisture locking layer

The central layer of the Eclipse® dressing consists of a sheet of highly absorbent crystals and a mechanically bonded cellulose pad.



## Rapid wicking layer

This layer draws up the exudate from the wound bed delivering the exudate into the moisture lock layer.



## Soft silicone contact layer

The silicone contact layer gently adheres to skin but due to the hydrophobic nature of silicone it will not adhere to the wound bed.

Manufactured in our state-of-the-art facility in the UK, our range of Eclipse® super absorbent dressings deliver quality performance in the controlled management of exudate. Our recent developments in the Eclipse® range of dressings have seen an increase in the absorbency of our products by 30%, with no impact on cost.




## Eclipse Adherent®

Super absorbent dressing with soft silicone contact layer

Super absorbent dressing with a self adhesive soft silicone contact layer. The soft silicone layer provides gentle adherence and will facilitate atraumatic removal. Eclipse Adherent® is the only super absorbent dressing that features trauma-free silicone technology.

The silicone contact layer does not damage the surrounding skin, peri-wound area or newly formed tissue and will not adhere to the moist wound bed. Eclipse Adherent® can be easily lifted for adjustment without losing its adherent properties.

- ✓ Unique atraumatic wound contact layer combined with high absorbency
- ✓ Silicone adhesive enables single handed dressing application
- ✓ Minimizes trauma and pain upon dressing removal
- ✓ Market leading range of sizes



## Eclipse Adherent Sacral®

Super absorbent sacral dressing

Super absorbent wound dressing featuring a soft silicone contact layer designed specifically for the sacral area.

The sacral area is a notoriously difficult area to dress with the combined requirements for absorbency, security and comfort.

The Eclipse Adherent Sacral® dressing has been specifically designed to meet these needs and is a major advancement in the management of sacral pressure ulcers.

- ✓ Unique atraumatic wound contact layer combined with high absorbency
- ✓ Anatomically designed shape
- ✓ Low profile round dressing edges prevent dressing lift
- ✓ Silicone adhesive enables single handed dressing application
- ✓ Available in two sizes

Product	Size	Dressings per box	HCPCS code
Eclipse Adherent®	4in x 4in	10	A6196
Eclipse Adherent®	4in x 8in	10	A6197
Eclipse Adherent®	6in x 6in	10	A6197
Eclipse Adherent®	8in x 12in	10	A6198
Eclipse Adherent Sacral®	6.5in x 7.5in	10	A6197
Eclipse Adherent Sacral®	8.5in x 9in	10	A6198

Your patient outcomes can be improved when Eclipse® is used in conjunction with our range of 100% Medical Grade Manuka Honey products.



medi USA  
6481 Franz Warner Pkwy  
27377 Whitsett  
United States of America  
Tel: 800-633-6334 | E-mail: info@mediusa.com



Medical  
www.advancismedical.com