

# Silent Install Manual

## Index:

1. Silent Install with Default settings .....	2
1.1. Silent Install .....	2
2. Silent Installer Settings For KeyboardWedge.....	3
3. Table of error codes .....	5

First Edition :

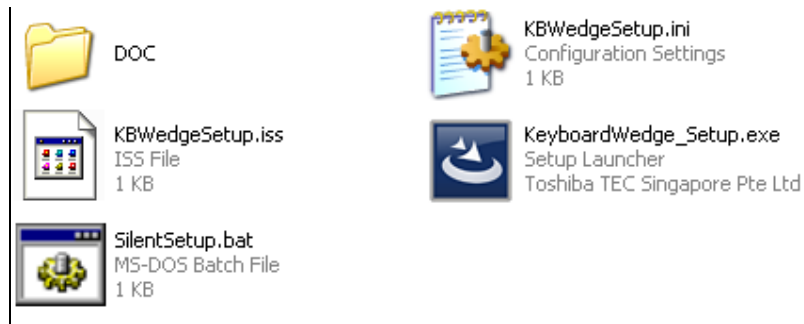
August 1, 2011

## 1. Silent Install with Default settings

[KBWedgeSetup.ini] is default setting file which used for silent installation. The default selected Magnetic Card Reader (MCR) model is MCRST-A10 MSR (MCRRMS).

### 1.1. Silent Install

#### 1.1.1. Start Silent Install

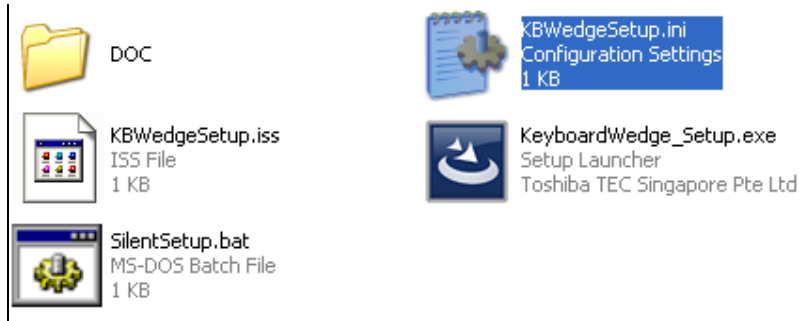


Run the “SilentSetup.bat” in the Kit.

## 2. Silent Installer Settings For KeyboardWedge

User can customized to the preferred MCR model to be installed into the system or installation location by simply editing [KBWedgeSetup.ini] file.

### 2.1. Open the setting file



Open the file (KBWedgeSetup.ini) with text editor.

### 2.2. Selection of install destination

```
[InstallDirectory]
Path=C:\OPOS\TEC\KeyboardWedge
```

Input install target directory to “[InstallDirectory ] →Path”

### 2.3. Selection of components

```
[MSRType]
ModelName = MCRRMS
```

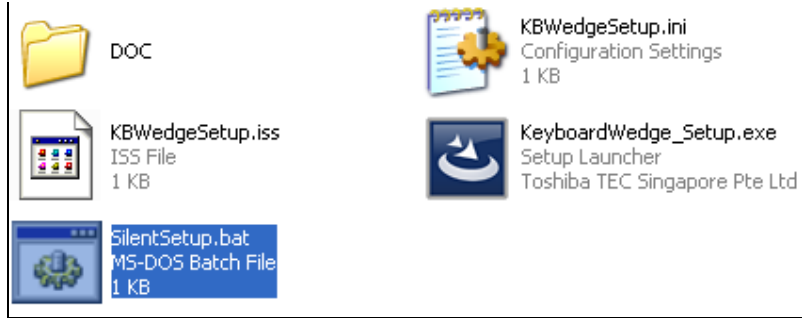
Input the value to “[MSRType] →MSR Model” from the following.

MCRRMS:	MCRST-A10 MSR
MCRST:	MCRST-5x MSR
MCRSTUB:	PKBST-52 MSR
JP-1280:	MCRST-76 MSR
MCR-HB10:	ST-C10 Hybrid MSR

#### 2.4. Save

Save settings and close file.

#### 2.5. Silent Install



Run the “SilentSetup.bat”.

### 3. Table of error codes

After installation, installer creates a log file ("setup.log"). Refer to [ResponseResult]  
→ResultCode to confirm the result of installation.

[ResponseResult] ResultCode=0
----------------------------------

This is a table of error codes.

Value	Mean
0	Success
-1	General error
-2	Mode is invalid
-3	Cannot find the necessary data. There are any errors in the response file.
-4	Insufficiency of Memory
-5	Cannot find the response file
-6	Cannot write to the response file
-7	Cannot write to the log file
-8	The path of response file is invalid
-9	Data format is invalid
-10	Data format is invalid
-11	Unknown error occurred
-12	Dialog order is wrong
-51	Cannot create the specific folder
-52	Cannot access the specific file or the specific folder
-53	Selected option is invalid